ATTACHMENTS

TO

TECHNICAL REPORT

ON

THE RESERVES AND PROPOSED OPERATING PLAN FOR THE PIMENTON MINE

Region V, Chile

A) **Estimate of Mineral Resources and Reserves--Details**

B) **Reconciliation of Sample Data and Assay Certificates**

C) **Cut-off Determination**

D) **Reconciliation of Smelter Settlement Data with Mill Balance**

E) **Concentrate Shipments Summary**

F) **Metallurgical Balance Summary**

G) **Metallurgical Balance – Tails Calculation**

Report Prepared by
John J. Selters
SELTERS AND COMPANY LTDA.
Santiago, Chile
jselters@tnet.cl
September, 2002

ATTACHMENT A

Technical Report on the Pimenton Mine

Summary of Mineral Reserve and Resource Estimate

Mineral Reserves

	Tonnes	Gold gpt	Copper %
Proven Mineral	17,786	18.66	1.57
Probable Mineral	49,992	18.69	1.56
Total Mineral Reserves	67,777	18.7	1.6

Mineral Resources (additional)

	Tonnes	Gold gpt	Copper %
Inferred Class A	37,229	18.42	1.45
Inferred Class B	171,020	19.37	1.61
	208,249	19.2	1.6

Table of Contents (Refer to Bookmarks)

1 Notes on Estimate and assumptions
2 Listing of All Resource Blocks, with tonnes and grade of Measured, Indicated, Inferred classes
3 Summary of Reserve Estimate and Assumptions

4 Leyton Vein Block Summary
3430 Level Sections
3430 Summary
3470 Level Sections
3470 Summary
3510 Level Sections
3510 Summary
3540 Level Sections
3540 Summary
5 Katy Vein Block Summary
3430 Level Sections
3430 Summary
6 Lucho Vein Block Summary
3430 Level Sections
3430 Summary
7 Manterola Block Summary
3430 Level Sections
3430 Summary
8 Michelle Vein Block Summary
3430 Level Sections
3430 Summary
3470 Level Sections
3470 Summary
3510 Level Sections
3510 Summary

ATTACHMENT A

SUMMARY AND NOTES ON MINERAL RESOURCE AND MINERAL RESERVE ESTIMATES

a) The estimate categories set out in this report are in accordance with section 1.3 and 1.4 of Canadian National Instrument 43-101, which refers to the CIM standards on Mineral Resources and Reserves – Definitions and Guidelines, as follows:

A Mineral Resource is a concentration of natural material in the earth's crust in such form and quantity that it has reasonable prospects for economic extraction. The sub-classifications of Inferred, Indicated, and Measured Resources represent increasing levels of knowledge about the size, shape, and grade of the resource derived from geologic analysis, drilling, and channel sampling.

A Mineral Reserve is the economically mineable part of a Measured or Indicated Mineral Resource as demonstrated by a Preliminary Feasibility Study. A proven mineral reserve is derived from a Measured Mineral Resource by applying mining factors such as economic cutoff determination, dilution, and mining recovery. Similarly a Probable Mineral Reserve is the economically mineable part of a Indicated Mineral Resource.

b) Mineral Resource blocks are defined on each mine level, and each vein by grouping contiguous channel samples which are above cutoff grade (combined Gold and Copper values equal or exceed the incremental cost of extraction). Values are projected to the nearest section on the 10 meter Mine Grid, creating a weighted average value for that section, at that level for a given vein.

- A Measured Resource Block is constituted when at least one 10-meter sampled interval has a weighted average grade above cutoff values. The measured block is estimated to extend 5 meters above and below the level. This category becomes the Proven Reserve category by incorporating wall rock dilution and mining losses (if any).
- An Indicated Resource block is estimated to extend from the Measured Block Limit (5 meters) to a total distance of 20 meters above and below the drift. This Indicated Resource Block becomes a Probable Mineral Reserve Block by incorporating planned mining dilution and mining recovery factors.

When a raise is driven between two levels, establishing the ore grade and thickness continuity between the levels, a portion of the Indicated Resource (Probable Reserve) may be converted to Measured Resource (Proven Reserve).

c) The assumptions, parameters, and methods used in the estimate are included in the attachment B referred to above. There are summarized as:

Vein Mining Width	-	0.45 meters (minimum)
Dilution	-	0.10 meters.
Mining Method	-	Overhand cut and fill (short cuts with resuing)
	-	0.90 m. cut depth, with "Trim" explosives in holes drilled on 0.5 meter centers.
	-	1.20 m. width after slashing foot wall for fill.
Specific Gravity	-	2.9 tonnes / cubic meter
Cut off Grade (Mine Design)	-	12.9 grams Gold equivalent With Gold Price at $ 315 per ounce, Copper 0.75 $/Lb
Mine Recovery	-	98%

MINERAL RESERVES CALCULATION METHODOLOGY

The reserve calculations are documented by a set of linked Excel spreadsheet files:

Vein Files :

Katy 195	:	Katy Vein
Leyton 195 JJS Ver 1	:	Leyton Vein
Lucho 195 JJS Ver 1	:	Lucho Vein
Manterola 195	:	Manterola Vein
Michelle JJS Ver 2	:	Michelle Vein

Summary Files :

Total 195	:	Summary Sheet and Set Point for Reserve Parameters
Au Cu Eq Var	:	Calculation Sheet for Equivalent Au Cu and Various Cut offs used in the calculations.
Au Cu Eq. Var File	:	Provides Cutoff data and Gold equivalent calculation

Vein File (s) :

Level Sheet

- Lists all channels in order and grouped to the nearest 10-meter gridline section.
- Allows selection of placement of mining width (minimum plus material above incremental cutoff)
- Composites mining width to nearest 10-meter section
- Summary sheet at bottom shows width and grade of each 10-meter section (Preliminary composites for Resource Blocks)

Link Sheet	-	Defines Resource Blocks with assigned sections (ave. Grade, and mining width)
	-	Adds dilution
	-	For each category (measured, indicated, and inferred) defines the block height.
	-	Calculates tonnage, ave. width, Au, Cu, and Au Equivalent grades
Total 195 File	-	Summary of all blocks from all veins
	-	Incorporation of mine recovery factor (98%)
	-	Set Point of Reserve Estimate Parameters

ADDITIONAL NOTES:

1. For this estimate, minimum mining width is set at 45 centimeters. If the high grade segment of the channel is less than 45 centimeters, adjacent width is added from the same set of channel samples, using the highest adjacent grade.

2. For each set of samples in a given channel, a compositing model has been established which selects the primary mining width to correspond to the highest grade and then adds incremental segments, if and when they meet the incremental cutoff requirement (3.85 gpt Au Eq) without diluting the channel mining grade below the Mine Design cutoff grade (12.95 gpt Au Eq).

3. After compositing to the nearest 10-meter section (i.e Leyton 3.470 level, Section 130 North) the channel data is incorporated in a block calculation by weighted average of Section mining width and average grades (Au, Cu, Au Equivalent).

4. Resource Blocks are named for the bottom level from which mining will begin. When blocks exist between two levels, the estimate, includes a (Measured/Proven) block and a Indicated/Probable Block projected from Sample-Intervals on the level above.

The height of Probable blocks (2) are adjusted to match the vertical distance remaining between the two Proven Blocks of 5 meters each.

i.e	-	Level interval of 40 meters less Drift height	=	37,5 meters
	-	Less two Measured/Proven Blocks	=	- 10.0
				27.5 meters
	-	Height of each Indicated/Probable Block	=	27.5 ÷ 2 = 13.75 meters

5. Vertical Block Dimensions when between two levels.

	Block Height
Top Measured Block (from Drift Above)	5 mtrs
Top Indicated Block (from Drift Above)	13.5 mtrs
Bottom Indicated Block (from bottom Drift)	13.5 mtrs
Bottom Measured Block (from bottom Drift)	5 mtrs

6. Vertical Block Dimensions when below level.

Measured Block	(from Drift above)	5 mtrs
Indicated Block	(from Drift above)	15 mtrs
Inferred Block	(from Drift above)	20 mtrs
		40 meters

7. Vertical Block Dimensions when above level

Inferred Block	(from Drift below)	20 mtrs
Indicated Block	(from Drift below)	15 mtrs
Measured Block	(from Drift below)	5 mtrs

8. Block Tonnage Calculations

a) Mine Design Tonnage

Width x Block Length x Block Height = Volume M^3
x Specific Gravity (= 2.9) = Tonnes (Resource)

b) Gold Grade = (sum of product Au x tonnes) / tonnes (Resource)
c) Copper Grade = (sum of product Cu x tonnes) / tonnes (Resource)

9. Dilution

Dilution is estimated at 10 centimeters (beyond the design mine width)

For the 45 cm minimum mining width, this is 22% dilution.

Dilution tonnage is calculated assuming a grade of 0.2 gpt Au

Note: This dilution amount is specifically related to the mining system, using the short cuts (90 centimeters) with “soft-triming” explosives in drill holes spaced at 50 centimeters.

Dilution tonnage and grades are calculated for each block and added to the Resource tonnage.

10. Summary Table

File “Total 195” has a Summary Table which sums the tonnes and diluted grades for all Resource blocks.

11. Mining Recovery

Mining recovery with the cut-and-fill “resue” system is estimated at 98% .

Mining will proceed from bottom upwards, leaving few pillars.

In normal stope preparation, a back pillar of 1.25 meters height will be left between the drift below and the stope starting sublevel. On approaching the level above, the stope can be carried right through to the level and back filled. Thus before pillar recovery, the vertical recovery is (38.75 m/40 m) = 97%.

After driving the sublevel, the higher-grade portions of the pillar are drilled and stoped into the drift below, followed by placement of short stulls, lagging, and back fill to permit the level drift to be kept open as the stoping proceeds above.

In other cases, where the level drift need not be kept open for access, the stope can be taken right through the level with backfilling, eliminating the need for a “back” pillar. Thus overall recovery of these Reserves is estimated at 98%.

No lateral pillars are expected to be required (stopes can expand along strike to follow the grade trends of the ore shoots).

The dry back fill is placed as part of the mining system and very little open ground exposed to the limited rock pressure.

Thus the overall mining recovery for this system is estimated at 98% and may well approach 100%.

12. Mineral Resource Conversion to Reserves
(Per CIM Mineral Reserve Definitions and Guidelines)

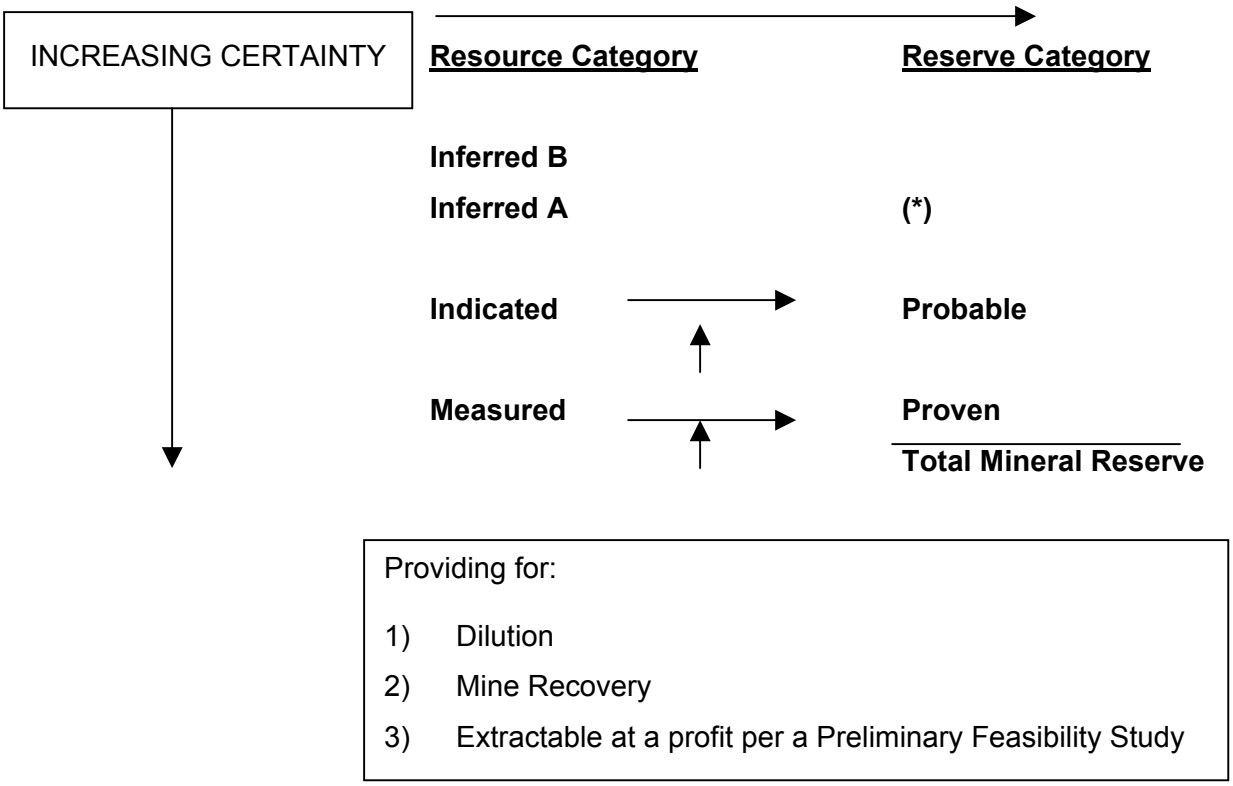

(*) In this case, the Inferred Class A Resource is a target for development during the first months of operation. Under Part 2.3 (3) exception, these tonnes are included in the mine plan and economic analysis.

PIMENTON MINE, LUCHO SECTOR

Vein	Block Number	Gold gm/T	Copper %	AuEQ gm/T	Measured Tons	Measured Grade AuEQ	Indicated Tons	Indicated Grade AuEQ
								including Dilution
Kathy	**3390 KT1**	13.11	1.87	15.67	598.38	15.67	1795.15	15.67
Kathy	**3430 KT1**	13.11	1.87	15.67	598.38	15.67	1795.15	15.67
Manterola	**3390 MT1**	19.00	0.44	19.61	498.63	19.61	1346.29	19.61
Manterola	**3430 MT1**	19.00	0.44	19.61	498.63	19.61	1346.29	19.61
Michelle	**3390 MC1**	25.59	2.75	29.74	403.76	29.74	1211.29	29.74
Michelle	**3390 MC2**	13.20	0.66	14.19	386.47	14.19	1159.42	14.19
Michelle	**3390 MC3**	16.29	1.23	18.15	75.63	18.15	226.88	18.15
Michelle	**3390 MC4**	15.09	0.87	16.40	203.79	16.40	611.38	16.40
Michelle	**3390 MC5**	14.83	1.15	16.57	84.46	16.57	315.27	14.82
Michelle	**3430 MC1**	25.59	2.75	29.74	403.76	29.74	1211.29	29.74
Michelle	**3430 MC2**	13.85	0.70	14.91	330.98	14.91	992.95	14.91
Michelle	**3430 MC3**	14.32	1.19	16.12	151.25	16.12	453.75	16.12
Michelle	**3430 MC4**	13.24	1.07	14.85	363.07	14.85	1089.20	14.85
Michelle	**3430 MC5**	14.83	1.15	16.57	84.46	16.57	253.39	16.57
Michelle	**3470 MC3**	12.35	1.15	14.09	75.63	14.09	226.88	14.09
Michelle	**3470 MC4**	12.10	1.09	13.74	502.20	13.74	1506.61	13.74
Michelle	**3470 MC5T**	16.38	0.81	17.60	105.42	17.60	316.25	17.60
Michelle	**3470 MC6T**	16.00	1.91	18.88	37.81	18.88	113.44	18.88
Michelle	**3510 MC4**	14.95	0.90	16.31	187.75	16.31	563.26	16.31
Michelle	**3510 MC5**	16.38	0.81	17.60	105.42	17.60	316.25	17.60
Michelle	**3510 MC6**	16.00	1.91	18.88	37.81	18.88	113.44	18.88
Leyton	**3390 LE1**	22.50	1.44	24.48	402.89	24.48	1208.68	24.48
Leyton	**3390 LE3**	33.08	4.56	39.31	388.39	39.31	1165.18	39.31
Leyton	**3390 LE5**	13.50	1.58	15.66	258.77	15.66	776.32	15.66
Leyton	**3430 LE1**	22.21	1.21	23.86	908.05	23.86	2470.99	23.79
Leyton	**3430 LE3**	21.68	2.75	25.44	870.66	25.44	2524.90	25.44
Leyton	**3430 LE4T**	16.06	1.51	18.12	537.58	18.12	1397.70	18.12
Leyton	**3430 LE5**	13.71	1.73	16.07	371.46	16.07	903.84	12.88
Leyton	**3470 LE1**	21.82	0.98	23.16	471.28	23.16	1413.85	23.16
Leyton	**3470 LE2**	15.21	1.00	16.58	603.02	16.58	1567.86	16.58
Leyton	**3470 LE3**	22.58	2.09	25.44	1076.45	25.44	2798.78	25.44
Leyton	**3470 LE4**	16.06	1.51	18.12	1075.15	18.12	2795.39	18.12
Leyton	**3510 LE2**	19.65	1.58	21.81	542.32	21.81	941.81	21.76
Leyton	**3510 LE3**	21.72	2.05	24.52	867.43	24.52	1401.45	25.10
Leyton	**3510 LE4**	23.03	2.05	25.84	820.61	25.84	1834.57	25.34
Leyton	**3510 LE5**	14.56	1.07	16.03	292.18	16.03	788.87	16.03
Leyton	**3510 LE6**	14.55	1.60	16.75	48.94	16.75	146.81	16.75
LEYTON	**3510 LE6B**	14.55	1.60	16.75	48.94	16.75	146.81	16.75
Leyton	**3540 LE2**	18.28	1.41	20.20	272.75	20.20	818.24	20.20
Leyton	**3540 LE3**	16.70	1.63	18.93	342.37	18.93	1027.12	18.93
Leyton	**3540 LE4**	19.57	1.46	21.57	277.92	21.57	833.75	21.57
Lucho	**3390 LU1**	18.53	1.12	20.06	968.84	20.06	2615.87	20.06
Lucho	**3430 LU1**	18.53	1.12	20.06	968.84	20.06	2615.87	20.06
Lucho	**3560 LU1**	21	1.75	23.39			800.25	23.75
Lucho	**3560 LU2**	24.5	1.5	26.55			1053	26.9
	TOTALS	**18.68**	**1.57**	20.82	**18,149**		**51,012**	

RESOURCE CATEGORY

Vein	Block Number	Inferred A Tons	Inferred A Grade AuEQ
Kathy	3390 KT1	2393.54	15.67
Kathy	3430 KT1	2393.54	15.67
Manterola	3390 MT1	1994.51	19.61
Manterola	3430 MT1	1994.51	19.61
Michelle	3390 MC1	1615.06	29.74
Michelle	3390 MC2	1545.89	14.19
Michelle	3390 MC3	302.50	18.15
Michelle	3390 MC4	815.18	16.40
Michelle	3390 MC5	337.86	16.57
Michelle	3430 MC1	1703.15	29.36
Michelle	3430 MC2	1396.14	14.81
Michelle	3430 MC3		
Michelle	3430 MC4		
Michelle	3430 MC5	337.86	16.57
Michelle	3470 MC3	302.50	14.09
Michelle	3470 MC4		
Michelle	3470 MC5T		
Michelle	3470 MC6T		
Michelle	3510 MC4	751.01	16.31
Michelle	3510 MC5	421.67	17.60
Michelle	3510 MC6	151.25	18.88
Leyton	3390 LE1	1611.57	24.48
Leyton	3390 LE3	1553.57	39.31
Leyton	3390 LE5	1035.09	15.66
Leyton	3430 LE1		
Leyton	3430 LE3		
Leyton	3430 LE4T		
Leyton	3430 LE5		
Leyton	3470 LE1	1885.14	23.16
Leyton	3470 LE2		
Leyton	3470 LE3		
Leyton	3470 LE4		
Leyton	3510 LE2		
Leyton	3510 LE3		
Leyton	3510 LE4		
Leyton	3510 LE5	1168.70	16.03
Leyton	3510 LE6	195.75	16.75
LEYTON	3510 LE6B		
Leyton	3540 LE2	1090.98	20.20
Leyton	3540 LE3	1369.50	18.93
Leyton	3540 LE4	1111.67	21.57
Lucho	3390 LU1	3875.37	20.06
Lucho	3430 LU1	3875.37	20.06
Lucho	3560 LU1		
Lucho	3560 LU2		
		37,229	

PIMENTON MINE, LUCHO SECTOR

RESOURCE CATEGORY SUMMARY (including dilution)

	MEASURED		INDICATED	
Totals	18,149	20.84	51,012	20.81
	tonnes	Av Grade AuEQ	tonnes	Av Grade AuEQ

INFERRED CLASS A

37,229	20.43
tonnes	Av Grade AuEQ
Gold, gpt	18.42
Copper, %	1.45
	20.40

Applying Mining Recovery of **98.00%** **98.00%**

MINERAL RESERVES	PROVEN		PROBABLE		PROVEN + PROBABLE RESERVES	
	17,786	**20.84**	**49,992**	**20.81**	**67,777**	**20.81**
	tonnes	Av Grade AuEQ	tonnes	Av Grade AuEQ	tonnes	Av Grade AuEQ
	Gold, gpt	18.66		18.69		
	Copper %	1.57		1.56		

BASIS OF ESTIMATE

			CATEGORY Resource	CATEGORY Reserve		
AuEq factor gm/%	1.37 grams Au per 1% Cu	Block Height,	Measured ==>	Proven	5	m. above or below drift
Specific Gravity	2.9 Tonnes per M^3	Block Height,	Indicated ==>	Probable	13.5	m. beyond Measured
Cutoff, hole increment	3.82 grams AuEq					
Cutoff, Mine Design	12.17 grams AuEq	Block Height,	Inferred A		20	mtr beyond Indic.
Cutoff, Total	14.95 grams AuEq				l;'	
Minimum Mining wd	0.45 mtr	Copper price			$0.68	/ lb
Dilution	0.10 mtr	Gold Price			$310.00	/ oz.
Dilution grade	0.2 g Au /t					

Mineral Reserve Summary	Tonnes Ore	Gold	Copper	Gold Equivalent
		Au gm/T	Cu %	Au Eq. Gm/T
Proven + Probable Reserves	67,777	18.68	1.57	20.82
Grams Gold, Contained		1,266,115		
Ounces Gold Contained		40,706		
Tonnes of Copper			1,061	
Ounces of Gold Equivalent				45,374

Note: **This estimate does not include Maria Elena Vein**

INFERRED CLASS B

171,020	19.40
tonnes	Av Grade AuEQ
Gold, gpt	19.37
Copper, %	1.61%

PIMENTON MINE

INFERRED RESOURCE-- CLASS B

3185 Level			Estimate Summary							Product Tonnes x Grade		
			Strike Leng	Vert.m. fmLv	Vein Widt	Volume	Tonnes Ore	Au gm/T	Cu %	Au gram	Au Ozs	Cu Tonnes
			meters	3390	meters	Cubic Mtrs	2.90					
3185	MT1	Manterola	41.75	205	0.82	7,050	20,444	19.0	0.44%	388,468	12,490	90.6
0												
3185	LU1	Lucho Vein	102.9	205	0.65	13,701	39,732	18.5	1.12%	736,409	23,676	443.6
3185	LE1	Leyton	47.14	205	0.60	5,843	16,943	22.5	1.44%	381,269	12,258	244.7
3185	LE3	Leyton	39.50	205	0.68	5,473	15,872	33.1	4.56%	524,977	16,878	723.7
3185	KT1	Kathy	72.00	205	0.59	8,641	25,060	13.1	1.87%	328,582	10,564	469.3
3185	MC1	Michelle Block 1	47.50	205	0.62	6,020	17,457	25.6	2.75%	446,723	14,362	480.6
3185	MC2	Michelle Block 2	45.00	205	0.62	5,693	16,510	13.2	0.66%	217,977	7,008	108.6
3185	MC3	Michelle Block 3	10.00	205	0.55	1,128	3,270	16.3	1.23%	53,274	1,713	40.3
3185	MC4	Michelle Block 4	20.00	205	0.74	3,038	8,811	15.1	0.87%	132,988	4,276	76.4
3185	MC5	Michelle Block 5	20.00	205	0.58	2,387	6,922	14.8	1.15%	102,657	3,300	79.8
		Level Totals	**446**	**205**	**0.65**	**58,973**	**171,020**			**3,313,323**	**106,526**	**2,758**
		Level Averages						**19.37**	**1.61%**			
		Average tonnes / vertical meter on all vein structures					834			7,433	239	6.19

This estimate is the amount of class B Inferred Resource in the Lucho Area projected down from 3390 elevation to 3185 elevation using projections of strike length, ore width, and grades from the established ore blocks on the 3430 level.

This projection does not include any estimate of new veins or additonal strike-length likely to be found existing veins at depth.

Cutoff is 14 gm / tonne Au Equivalent

LEYTON

Specific G	Section Cu	Incre. Cutoff	Au/ %Cu	Mining Wd	Dil. Wd	Dil. Au/ t
2.9	12.17	3.82	1.37	0.45	0.10	0.2

SECTION	WIDTH	HEIGHT	LENGTH	VOLUME	SG	TONS	AU	CU	Au/ %C	WIDTH	DIL TONS	DIL AU
BLOCK	**3470 LE1**											

TONS	551.03	tons	Au g/t	Cu %

Measured / Proven 5

SECTION	WIDTH	HEIGHT	LENGTH	VOLUME	SG	TONS	AU	CU	AuEQ	WIDTH	DIL TONS	DIL AU
40 S T	0.54	5	11.00	30	2.9	86.40	18.17	1.19	19.80	0.10	15.95	0.20
30 S T	0.85	5	11.00	47	2.9	135.58	42.35	1.85	44.88	0.10	15.95	0.20
20 S T	0.64	5	11.00	35	2.9	102.35	17.40	0.71	18.38	0.10	15.95	0.20
10 S T	0.52	5	11.00	29	2.9	83.17	14.14	0.43	14.73	0.10	15.95	0.20
		5		0	2.9	0.00			0.00	0.10	0.00	0.20
		5		0	2.9	0.00			0.00	0.10	0.00	0.20
		5		0	2.9	0.00			0.00	0.10	0.00	0.20
		5		0	2.9	0.00			0.00	0.10	0.00	0.20
		5		0	2.9	0.00			0.00	0.10	0.00	0.20
	0.64		44.00									
w/dil	0.74											

Dilution

Proven Totals

TONS	407.48	tons		
AV Au	25.20	g/t		
AV Cu	1.13	%cu		
AuEQ	26.75	g/t		
DIL TONS	63.80	tons		
Au Dil	0.20	g/t		
Total tons	471.28	tons	Au g/t	Cu %
AV AuEQ Grad	23.16	g/t	21.82	0.98

Indicated /Probable 15

SECTION	WIDTH	HEIGHT	LENGTH	VOLUME	SG	TONS	AU	CU	Au/ %Cu	WIDTH	DIL TONS	DIL AU
40 S T	0.54	15	11.00	89	2.9	259.19	18.17	1.19	19.80	0.10	47.85	0.20
30 S T	0.85	15	11.00	140	2.9	406.73	42.35	1.85	44.88	0.10	47.85	0.20
20 S T	0.64	15	11.00	106	2.9	307.04	17.40	0.71	18.38	0.10	47.85	0.20
10 S T	0.52	15	11.00	86	2.9	249.50	14.14	0.43	14.73	0.10	47.85	0.20
		15		0	2.9	0.00			0.00	0.10	0.00	0.20
		15		0	2.9	0.00			0.00	0.10	0.00	0.20
		15		0	2.9	0.00			0.00	0.10	0.00	0.20
		15		0	2.9	0.00			0.00	0.10	0.00	0.20
		15		0	2.9	0.00			0.00	0.10	0.00	0.20

Dilution

Probable Totals

TONS	1222.45	tons		
AV Au	25.20	g/t		
AV Cu	1.13	%cu		
AuEQ	26.75	g/t		
DIL TONS	191.40	tons		
Au Dil	0.20	g/t		
Total tons	1413.85	tons	Au g/t	Cu %
AV AuEQ Grad	23.16	g/t	21.82	0.98

Inferred / Class A 20

SECTION	WIDTH	HEIGHT	LENGTH	VOLUME	SG	TONS	AU	CU	Au/ %Cu	WIDTH	DIL TONS	DIL AU
40 S T	0.54	20	11.00	119	2.9	345.58	18.17	1.19	19.80	0.10	63.80	0.20
30 S T	0.85	20	11.00	187	2.9	542.30	42.35	1.85	44.88	0.10	63.80	0.20
20 S T	0.64	20	11.00	141	2.9	409.38	17.40	0.71	18.38	0.10	63.80	0.20
10 S T	0.52	20	11.00	115	2.9	332.67	14.14	0.43	14.73	0.10	63.80	0.20
		20		0	2.9	0.00			0.00	0.10	0.00	0.20
		20		0	2.9	0.00			0.00	0.10	0.00	0.20
		20		0	2.9	0.00			0.00	0.10	0.00	0.20
		20		0	2.9	0.00			0.00	0.10	0.00	0.20
		20		0	2.9	0.00			0.00	0.10	0.00	0.20

TONS	1629.94	tons		
AV Au	25.20	g/t		
AV Cu	1.13	%cu		
AuEQ	26.75	g/t		
DIL TONS	255.20	tons		
Au Dil	0.20	g/t		
Total tons	1885.14	tons	Au g/t	Cu %
AV AuEQ Grad	23.16	g/t	21.82	0.98

HEIGHT

STOPE STATS	3430 LE1	
Length	0	m
Width	0.00	m
Height	40	m
Dilution %	13.5%	%
Grade AuEQ	23.16	g/t
Prov&Prob.	1885	tons

BLOCK	3430 LE1	

Measured / Proven 5

SECTION	WIDTH	HEIGHT	LENGTH	VOLUME	SG	TONS	AU	CU	Au/ %C	Dilution WIDTH	DIL TONS	DIL AU
40 S T	0.54	5	11.00	30	2.9	86.40	18.17	1.19	19.80	0.10	15.95	0.20
30 S T	0.85	5	11.00	47	2.9	135.58	42.35	1.85	44.88	0.10	15.95	0.20
20 S T	0.64	5	11.00	35	2.9	102.35	17.40	0.71	18.38	0.10	15.95	0.20
10 S T	0.52	5	11.00	29	2.9	83.17	14.14	0.43	14.73	0.10	15.95	0.20
40 S B	0.45	5	11.00	25	2.9	71.78	51.64	3.86	56.93	0.10	15.95	0.20
30 S B	0.45	5	11.00	25	2.9	71.78	14.80	1.43	16.76	0.10	15.95	0.20
20 S B	0.45	5	11.00	25	2.9	71.78	15.69	1.49	17.72	0.10	15.95	0.20
10 S B	0.59	5	11.00	32	2.9	93.42	33.02	1.11	34.54	0.10	15.95	0.20
0S	0.62	5	7.14	22	2.9	64.21	13.87	0.70	14.84	0.10	10.36	0.20
	0.57		95.14									
w/dil	0.67											

Proven Totals

TONS	780.45	tons		
AV Au	25.81	g/t		
AV Cu	1.41	%cu		
AuEQ	27.73	g/t		
DIL TONS	127.60	tons		
Au Dil	0.20	g/t		
Total tons	908.05	tons	Au g/t	Cu %
AV AuEQ Grad	23.86	g/t	22.21	1.21

Indicated /Probable 13.5

SECTION	WIDTH	HEIGHT	LENGTH	VOLUME	SG	TONS	AU	CU	Au/ %Cu	Dilution WIDTH	DIL TONS	DIL AU
40 S T	0.54	13.5	11.00	80	2.9	233.27	18.17	1.19	19.80	0.10	43.07	0.20
30 S T	0.85	13.5	11.00	126	2.9	366.05	42.35	1.85	44.88	0.10	43.07	0.20
20 S T	0.64	13.5	11.00	95	2.9	276.33	17.40	0.71	18.38	0.10	43.07	0.20
10 S T	0.52	13.5	11.00	77	2.9	224.55	14.14	0.43	14.73	0.10	43.07	0.20
40 S B	0.45	13.5	11.00	67	2.9	193.79	51.64	3.86	56.93	0.10	43.07	0.20
30 S B	0.45	13.5	11.00	67	2.9	193.79	14.80	1.43	16.76	0.10	43.07	0.20
20 S B	0.45	13.5	11.00	67	2.9	193.79	15.69	1.49	17.72	0.10	43.07	0.20
10 S B	0.59	13.5	11.00	87	2.9	252.24	33.02	1.11	34.54	0.10	43.07	0.20
0S	0.62	15	7.14	66	2.9	192.64	13.87	0.70	14.84	0.10	31.07	0.20

Probable Totals

TONS	2126.47	tons		
AV Au	25.70	g/t		
AV Cu	1.40	%cu		
AuEQ	27.61	g/t		
DIL TONS	344.52	tons		
Au Dil	0.20	g/t		
Total tons	2470.99	tons	Au g/t	Cu %
AV AuEQ Grad	23.79	g/t	22.14	1.20

Inferred / Possible 20

HEIGHT

STOPE STATS	3430 LE1	
Length	51	m
Width	0.51	m
Height	40	m
Dilution %	14.0%	%
Grade AuEQ	23.79	g/t
Prov&Prob.	3379	tons

BLOCK	3390 LE1	

Measured / Proven 5

SECTION	WIDTH	HEIGHT	LENGTH	VOLUME	SG	TONS	AU	CU	Au/ %Cu
40 S	0.45	5	10.00	23	2.9	65.25	51.64	3.86	56.93
30 S	0.45	5	10.00	23	2.9	65.25	14.80	1.43	16.76
20 S	0.45	5	10.00	23	2.9	65.25	15.69	1.49	17.72
10 S	0.59	5	10.00	29	2.9	84.93	33.02	1.11	34.54
0S	0.62	5	7.14	22	2.9	64.21	13.87	0.70	14.84
	0.50		47.14						0.00
W/DIL.	0.60								0.00
									0.00

Dilution

WIDTH	DIL TONS	DIL AU
0.10	14.50	0.20
0.10	14.50	0.20
0.10	14.50	0.20
0.10	14.50	0.20
0.10	10.36	0.20

Proven Totals

TONS	344.89	tons		
AV Au	26.25	g/t		
AV Cu	1.69	%cu		
AuEQ	28.56	g/t		
DIL TONS	58.00	tons		
Au Dil	0.20	g/t		
Total tons	402.89	tons	Au g/t	Cu %
AV AuEQ Grad	24.48	g/t	22.50	1.44

Indicated /Probable 13.5

SECTION	WIDTH	HEIGHT	LENGTH	VOLUME	SG	TONS	AU	CU	Au/ %Cu
40 S	0.45	15	10.00	68	2.9	195.75	51.64	3.86	56.93
30 S	0.45	15	10.00	68	2.9	195.75	14.80	1.43	16.76
20 S	0.45	15	10.00	68	2.9	195.75	15.69	1.49	17.72
10 S	0.59	15	10.00	88	2.9	254.79	33.02	1.11	34.54
0 S	0.62	15	7.14	66	2.9	192.64	13.87	0.70	14.84
									0.00

Dilution

WIDTH	DIL TONS	DIL AU
0.10	43.50	0.20
0.10	43.50	0.20
0.10	43.50	0.20
0.10	43.50	0.20
0.10	31.07	0.20

Probable Totals

TONS	1034.68	tons		
AV Au	26.25	g/t		
AV Cu	1.69	%cu		
AuEQ	28.56	g/t		
DIL TONS	174.00	tons		
Au Dil	0.20	g/t		
Total tons	1208.68	tons	Au g/t	Cu %
AV AuEQ Grad	24.48	g/t	22.50	1.44

Inferred / Possible 20

SECTION	WIDTH	HEIGHT	LENGTH	VOLUME	SG	TONS	AU	CU	Au/ %Cu
40 S	0.45	20	10.00	90	2.9	261.00	51.64	3.86	56.93
30 S	0.45	20	10.00	90	2.9	261.00	14.80	1.43	16.76
20 S	0.45	20	10.00	90	2.9	261.00	15.69	1.49	17.72
10 S	0.59	20	10.00	117	2.9	339.71	33.02	1.11	34.54
0 S	0.62	20	7.14	89	2.9	256.86	13.87	0.70	14.84
									0.00

Dilution

WIDTH	DIL TONS	DIL AU
0.10	58.00	0.20
0.10	58.00	0.20
0.10	58.00	0.20
0.10	58.00	0.20
0.10	41.43	0.20

Possible Totals

TONS	1379.57	tons		
AV Au	26.25	g/t		
AV Cu	1.69	%cu		
AuEQ	28.56	g/t		
DIL TONS	232.00	tons		
Au Dil	0.20	g/t		
Total tons	1611.57	tons	Au g/t	Cu %
AV AuEQ Grad	24.48	g/t	22.50	1.44

STOPE STATS	3390 LE1	
Length	47	m
Width	0.51	m
Height	20	m
Dilution %	14.40%	%
Grade AuEQ	24.48	g/t
Prov&Prob.	1612	tons
Tons+Poss	3223	tons

BLOCK	3390 LE3	

Measured / Proven 5

SECTION	WIDTH	HEIGHT	LENGTH	VOLUME	SG	TONS	AU	CU	Au/ %Cu	WIDTH	DIL TONS	DIL AU
100N LEYTON	0.45	5	10.00	23	2.9	65.25	16.62	3.46	21.36	0.10	14.50	0.20
BLOCK 110N L	0.74	5	9.50	35	2.9	101.34	26.64	5.19	33.74	0.10	13.78	0.20
BLOCK 120N L	0.64	5	11.00	35	2.9	102.54	65.78	8.40	77.28	0.10	15.95	0.20
BLOCK 130N L	0.48	5	9.00	21	2.9	61.99	37.21	2.53	40.68	0.10	13.05	0.20
4	0.58		39.50						0.00	0.10		
W/DIL.	0.68								0.00			

Dilution

Proven Totals

TONS	331.12	tons		
AV Au	38.76	g/t		
AV Cu	5.35	%cu		
AuEQ	46.08	g/t		
DIL TONS	57.28	tons		
Au Dil	0.20	g/t		
Total tons	388.39	tons	Au g/t	Cu %
AV AuEQ Grad	39.31	g/t	33.08	4.56

Indicated /Probable 13.5

SECTION	WIDTH	HEIGHT	LENGTH	VOLUME	SG	TONS	AU	CU	Au/ %Cu	WIDTH	DIL TONS	DIL AU
100N LEYTON	0.45	15	10.00	68	2.9	195.75	16.62	3.46	21.36	0.10	43.50	0.20
BLOCK 110N L	0.74	15	9.50	105	2.9	304.03	26.64	5.19	33.74	0.10	41.33	0.20
BLOCK 120N L	0.64	15	11.00	106	2.9	307.61	65.78	8.40	77.28	0.10	47.85	0.20
BLOCK 130N L	0.48	15	9.00	64	2.9	185.96	37.21	2.53	40.68	0.10	39.15	0.20
									0.00	0.10		
									0.00			

Dilution

Probable Totals

TONS	993.35	tons		
AV Au	38.76	g/t		
AV Cu	5.35	%cu		
AuEQ	46.08	g/t		
DIL TONS	171.83	tons		
Au Dil	0.20	g/t		
Total tons	1165.18	tons	Au g/t	Cu %
AV AuEQ Grad	39.31	g/t	33.08	4.56

Inferred / Possible 20

SECTION	WIDTH	HEIGHT	LENGTH	VOLUME	SG	TONS	AU	CU	Au/ %Cu	WIDTH	DIL TONS	DIL AU
100N LEYTON	0.45	20	10.00	90	2.9	261.00	16.62	3.46	21.36	0.10	58.00	0.20
BLOCK 110N L	0.74	20	9.50	140	2.9	405.38	26.64	5.19	33.74	0.10	55.10	0.20
BLOCK 120N L	0.64	20	11.00	141	2.9	410.14	65.78	8.40	77.28	0.10	63.80	0.20
BLOCK 130N L	0.48	20	9.00	86	2.9	247.95	37.21	2.53	40.68	0.10	52.20	0.20
									0.00	0.10		
									0.00			

Dilution

Probable Totals

TONS	1324.47	tons		
AV Au	38.76	g/t		
AV Cu	5.35	%cu		
AuEQ	46.08	g/t		
DIL TONS	229.10	tons		
Au Dil	0.20	g/t		
Total tons	1553.57	tons	Au g/t	Cu %
AV AuEQ Grad	39.31	g/t	33.08	4.56

STOPE STATS	3390 LE3	
Length	40	m
Width	0.68	m
Height	40	m
Dilution %	0.15	%
Grade AuEQ	39.31	g/t
Prov&Prob.	1554	tons
Tons+Poss	3107	tons

BLOCK	3430 LE 3	

Measured / Proven 5

SECTION	WIDTH	HEIGHT	LENGTH	VOLUME	SG	TONS	AU	CU	Au/ %Cu	Dilution WIDTH	DIL TONS	DIL AU
100N T	0.94	5	10.00	47	2.9	136.71	15.17	1.14	16.72	0.10	14.50	0.20
110N T	0.64	5	10.00	32	2.9	93.04	8.12	0.47	8.76	0.10	14.50	0.20
120N T	0.59	5	10.00	30	2.9	85.76	12.18	1.48	14.20	0.10	14.50	0.20
130N T	0.75	5	10.00	38	2.9	108.75	19.75	2.72	23.47	0.10	14.50	0.20
100N B	0.45	5	10.00	23	2.9	65.25	16.62	3.46	21.36	0.10	14.50	0.20
110N B	0.74	5	9.50	35	2.9	101.34	26.64	5.19	33.74	0.10	13.78	0.20
120N B	0.64	5	11.00	35	2.9	102.54	65.78	8.40	77.28	0.10	15.95	0.20
130N B	0.48	5	9.00	21	2.9	61.99	37.21	2.53	40.68	0.10	13.05	0.20
8	0.65		39.50									
	0.75											

Proven Totals

TONS	755.38	tons		
AV Au	24.96	g/t		
AV Cu	3.17	%cu		
AuEQ	29.30	g/t		
DIL TONS	115.28	tons		
Au Dil	0.20	g/t		
Total tons	870.66	tons	Au g/t	Cu %
AV AuEQ Grad	25.44	g/t	21.68	2.75

Indicated /Probable 13.5

SECTION	WIDTH	HEIGHT	LENGTH	VOLUME	SG	TONS	AU	CU	Au/ %Cu	Dilution WIDTH	DIL TONS	DIL AU
100N T	0.94	14.5	10.00	137	2.9	396.47	15.17	1.14	16.72	0.10	42.05	0.20
110N T	0.64	14.5	10.00	93	2.9	269.82	8.12	0.47	8.76	0.10	42.05	0.20
120N T	0.59	14.5	10.00	86	2.9	248.70	12.18	1.48	14.20	0.10	42.05	0.20
130N T	0.75	14.5	10.00	109	2.9	315.38	19.75	2.72	23.47	0.10	42.05	0.20
100N B	0.45	14.5	10.00	65	2.9	189.23	16.62	3.46	21.36	0.10	42.05	0.20
110N B	0.74	14.5	9.50	101	2.9	293.90	26.64	5.19	33.74	0.10	39.95	0.20
120N B	0.64	14.5	11.00	103	2.9	297.35	65.78	8.40	77.28	0.10	46.26	0.20
130N B	0.48	14.5	9.00	62	2.9	179.76	37.21	2.53	40.68	0.10	37.85	0.20

Probable Totals

TONS	2190.60	tons		
AV Au	24.96	g/t		
AV Cu	3.17	%cu		
AuEQ	29.30	g/t		
DIL TONS	334.30	tons		
Au Dil	0.20	g/t		
Total tons	2524.90	tons	Au g/t	Cu %
AV AuEQ Grad	25.44	g/t	21.68	2.75

STOPE STATS	3430 LE3	
Length	40	m
Width	0.75	m
Height	39	m
Dilution %	0.13	%
Grade AuEQ	25.44	g/t
Prov&Prob.	3396	tons
Tons+Poss	3396	tons

BLOCK	3430 LE 5	

Measured / Proven 5

SECTION	WIDTH	HEIGHT	LENGTH	VOLUME	SG	TONS	AU	CU	Au/ %Cu	WIDTH	DIL TONS	DIL AU
200N B	0.56	5	10.00	28	2.9	80.79	23.64	3.65	28.62	0.10	14.50	0.20
210N B	0.58	5	11.00	32	2.9	91.71	13.54	1.96	16.22	0.10	15.95	0.20
220N B	0.45	5	7.00	16	2.9	45.68	18.18	1.58	20.35	0.10	10.15	0.20
210N T	0.68	5	10.00	34	2.9	98.19	11.18	0.96	12.50	0.10	14.50	0.20
4	0.56		28.00							0.10	0.00	0.20
										0.10	0.00	0.20
												0.20

Dilution

Proven Totals

TONS	316.36	tons		
AV Au	16.06	g/t		
AV Cu	2.03	%cu		
AuEQ	18.83	g/t		
DIL TONS	55.10	tons		
Au Dil	0.20	g/t		
Total tons	371.46	tons	Au g/t	Cu %
AV AuEQ Grad	16.07	g/t	13.71	1.73

Indicated /Probable 13.5

SECTION	WIDTH	HEIGHT	LENGTH	VOLUME	SG	TONS	AU	CU	Au/ %Cu	WIDTH	DIL TONS	DIL AU
					2.9				0.00	0.10		
210N T	0.68	12	10.00	81	2.9	235.65	11.18	0.96	12.50	0.10	34.80	0.20
					2.9				0.00	0.10		0.20
					2.9				0.00	0.10		0.20
200N B	0.56	7.5	10.00	42	2.9	121.18	23.64	3.65	28.62	0.10	21.75	0.20
210N B	0.58	15	11.00	95	2.9	275.14	8.12	0.47	8.76	0.10	47.85	0.20
220N B	0.45	15	7.00	47	2.9	137.03	18.18	1.58	20.35	0.10	30.45	0.20
					2.9				0.00	0.10		0.20

Dilution

Probable Totals

TONS	768.99	tons		
AV Au	13.30	g/t		
AV Cu	1.32	%cu		
AuEQ	15.10	g/t		
DIL TONS	134.85	tons		
Au Dil	0.20	g/t		
Total tons	903.84	tons	Au g/t	Cu %
AV AuEQ Grad	12.88	g/t	11.34	1.12

STOPE STATS	3430 LE5	
Length	25	m
Width	0.76	m
Height	38	m
Dilution %	0.15	%
Grade AuEQ	13.81	g/t
Prov&Prob.	1275	tons
Tons+Poss	1275	tons

BLOCK	3390 LE 5	

Measured / Proven 5

SECTION	WIDTH	HEIGHT	LENGTH	VOLUME	SG	TONS	AU	CU	Au/ %Cu	WIDTH	DIL TONS	DIL AU
200N B	0.56	5	10.00	28	2.9	80.79	23.64	3.65	28.62	0.10	14.50	0.20
210N B	0.58	5	11.00	32	2.9	91.71	8.12	0.47	8.76	0.10	15.95	0.20
220N B	0.45	5	7.00	16	2.9	45.68	18.18	1.58	20.35	0.10	10.15	0.20
										0.10	0.00	0.20
3	0.53		28.00									

Dilution

Proven Totals

TONS	218.17	tons		
AV Au	15.97	g/t		
AV Cu	1.88	%cu		
AuEQ	18.54	g/t		
DIL TONS	40.60	tons		
Au Dil	0.20	g/t		
Total tons	258.77	tons	Au g/t	Cu %
AV AuEQ Grad	15.66	g/t	13.50	1.58

Indicated /Probable 13.5

SECTION	WIDTH	HEIGHT	LENGTH	VOLUME	SG	TONS	AU	CU	Au/ %Cu	WIDTH	DIL TONS	DIL AU
210N B	0.56	15	10.00	84	2.9	242.36	23.64	3.65	28.62	0.10	43.50	0.20
210N B	0.58	15	11.00	95	2.9	275.14	8.12	0.47	8.76	0.10	47.85	0.20
220N B	0.45	15	7.00	47	2.9	137.03	18.18	1.58	20.35	0.10	30.45	0.20
					2.9					0.10		0.20

Dilution

Probable Totals

TONS	654.52	tons		
AV Au	15.97	g/t		
AV Cu	1.88	%cu		
AuEQ	18.54	g/t		
DIL TONS	121.80	tons		
Au Dil	0.20	g/t		
Total tons	776.32	tons	Au g/t	Cu %
AV AuEQ Grad	15.66	g/t	13.50	1.58

Inferred / Possible 20

SECTION	WIDTH	HEIGHT	LENGTH	VOLUME	SG	TONS	AU	CU	Au/ %Cu	WIDTH	DIL TONS	DIL AU
200N B	0.56	20	10.00	111	2.9	323.14	23.64	3.65	28.62	0.10	58.00	0.20
210N B	0.58	20	11.00	127	2.9	366.85	8.12	0.47	8.76	0.10	63.80	0.20
220N B	0.45	20	7.00	63	2.9	182.70	18.18	1.58	20.35	0.10	40.60	0.20
					2.9					0.10		0.20

Dilution

Possible Totals

TONS	872.69	tons		
AV Au	15.97	g/t		
AV Cu	1.88	%cu		
AuEQ	18.54	g/t		
DIL TONS	162.40	tons		
Au Dil	0.20	g/t		
Total tons	1035.09	tons	Au g/t	Cu %
AV AuEQ Grad	15.66	g/t	13.50	1.58

STOPE STATS	3390 LE5	
Length	28	m
Width	0.63	m
Height	40	m
Dilution %	0.16	%
Grade AuEQ	15.66	g/t
Prov&Prob.	1035	tons
Tons+Poss	2070	tons

BLOCK	3470 LE 2	

Measured / Proven 5

SECTION	WIDTH	HEIGHT	LENGTH	VOLUME	SG	TONS	AU	CU	Au/ %Cu	Dilution WIDTH	DIL TONS	DIL AU
50 N T	0.47	5	10.50	25	2.9	71.78	30.60	1.90	33.20	0.10	15.23	0.20
60 N T	0.53	5	11.30	30	2.9	87.05	26.68	1.86	29.22	0.10	16.39	0.20
70 N T	0.56	5	10.50	29	2.9	84.58	17.96	2.40	21.25	0.10	15.23	0.20
					2.9				0.00	0.10		0.20
50 N B	0.50	5	10.00	25	2.9	72.50	9.30	0.23	9.61	0.10	14.50	0.20
60 N B	0.51	5	10.00	25	2.9	73.54	15.84	0.09	15.96	0.10	14.50	0.20
70 N B	0.85	5	10.00	43	2.9	123.25	10.35	0.65	11.24	0.10	14.50	0.20
					2.9				0.00	0.10		0.20
6	0.57		31.15									
w/diltuion	0.67											

Proven Totals

			Au g/t	Cu %
TONS	512.69	tons		
AV Au	17.85	g/t		
AV Cu	1.18	%cu		
AuEQ	19.47	g/t		
DIL TONS	90.34	tons		
Au Dil	0.20	g/t		
Total tons	603.02	tons		
AV AuEQ Grad	16.58	g/t	15.21	1.00

Indicated /Probable 13.5

SECTION	WIDTH	HEIGHT	LENGTH	VOLUME	SG	TONS	AU	CU	Au/ %Cu	Dilution WIDTH	DIL TONS	DIL AU
50 N T	0.47	13	10.50	64	2.9	186.62	30.60	1.90	33.20	0.10	39.59	0.20
60 N T	0.53	13	11.30	78	2.9	226.32	26.68	1.86	29.22	0.10	42.60	0.20
70 N T	0.56	13	10.50	76	2.9	219.92	17.96	2.40	21.25	0.10	39.59	0.20
			0.00		2.9				0.00	0.10		0.20
50 N B	0.50	13	10.00	65	2.9	188.50	9.30	0.23	9.61	0.10	37.70	0.20
60 N B	0.51	13	10.00	66	2.9	191.19	15.84	0.09	15.96	0.10	37.70	0.20
70 N B	0.85	13	10.00	111	2.9	320.45	10.35	0.65	11.24	0.10	37.70	0.20
			0.00		2.9				0.00	0.10		0.20
												0.20

STOPE STATS	3470 LE2	
Length	29	m
Width	0.69	m
Height	36	m
Dilution %	0.15	%
Grade AuEQ	16.58	g/t
Prov&Prob.	2171	tons
Tons+Poss	2171	tons

Probable Totals

			Au g/t	Cu %
TONS	1332.99	tons		
AV Au	17.85	g/t		
AV Cu	1.18	%cu		
AuEQ	19.47	g/t		
DIL TONS	234.87	tons		
Au Dil	0.20	g/t		
Total tons	1567.86	tons		
AV AuEQ Grad	16.58	g/t	15.21	1.00

BLOCK 3430 LE 2T

Measured / Proven 5

SECTION	WIDTH	HEIGHT	LENGTH	VOLUME	SG	TONS	AU	CU	Au/ %Cu	Dilution WIDTH	DIL TONS	DIL AU
		5		0	2.9	0.00			0.00	0.10	0.00	0.20
		5		0	2.9	0.00			0.00	0.10	0.00	0.20
		5		0	2.9	0.00			0.00	0.10	0.00	0.20
					2.9				0.00	0.10		0.20
50 N B	0.50	5	0.00	0	2.9	0.00	9.30	0.23	9.61	0.10	0.00	0.20
60 N B	0.51	5	10.00	25	2.9	73.54	15.84	0.09	15.96	0.10	14.50	0.20
70 N B	0.85	5	0.00	0	2.9	0.00	10.35	0.65	11.24	0.10	0.00	0.20
					2.9				0.00	0.10		0.20
3	0.51		10.00									

Note: Below Cutoff, not used

Proven Totals

TONS	73.54	tons		
AV Au	15.84	g/t		
AV Cu	0.09	%cu		
AuEQ	15.96	g/t		
DIL TONS	14.50	tons		
Au Dil	0.20	g/t		
Total tons	88.04	tons	Au g/t	Cu %
AV AuEQ Grad	13.37	g/t	13.26	0.08

BLOCK 3470 LE 3

Measured / Proven 5

SECTION	WIDTH	HEIGHT	LENGTH	VOLUME	SG	TONS	AU	CU	Au/ %Cu	Dilution WIDTH	DIL TONS	DIL AU
90 N T	0.45	5	10.50	24	2.9	68.51	42.09	4.93	48.83	0.10	15.23	0.20
100 N T	0.63	5	7.50	24	2.9	68.51	33.99	3.12	38.27	0.10	10.88	0.20
110 N T	0.58	5	7.50	22	2.9	63.08	16.00	1.69	18.32	0.10	10.88	0.20
120 N T	0.67	5	11.00	37	2.9	107.09	52.51	3.55	57.36	0.10	15.95	0.20
130 N T	0.90	5	11.00	50	2.9	143.55	38.53	3.87	43.83	0.10	15.95	0.20
90 N B	0.80	5	5.71	23	2.9	66.29	13.24	0.53	13.97	0.10	8.29	0.20
100 N B	0.94	5	10.00	47	2.9	136.71	15.17	1.14	16.72	0.10	14.50	0.20
110 N B	0.64	5	10.00	32	2.9	93.04	8.12	0.47	8.76	0.10	14.50	0.20
120 N B	0.59	5	10.00	30	2.9	85.76	12.18	1.48	14.20	0.10	14.50	0.20
130 N B	0.75	5	10.00	38	2.9	108.75	19.75	2.72	23.47	0.10	14.50	0.20
10	0.70		46.60714286						0.00			

Proven Totals

TONS	941.29	tons		
AV Au	25.79	g/t		
AV Cu	2.39	%cu		
AuEQ	29.06	g/t		
DIL TONS	135.16	tons		
Au Dil	0.20	g/t		
Total tons	1076.45	tons	Au g/t	Cu %
AV AuEQ Grad	25.44	g/t	22.58	2.09

Indicated /Probable 13.5

SECTION	WIDTH	HEIGHT	LENGTH	VOLUME	SG	TONS	AU	CU	Au/ %Cu	Dilution WIDTH	DIL TONS	DIL AU
90 N T	0.45	13	10.50	61	2.9	178.13	42.09	4.93	48.83	0.10	39.59	0.20
100 N T	0.63	13	7.50	61	2.9	178.13	33.99	3.12	38.27	0.10	28.28	0.20
110 N T	0.58	13	7.50	57	2.9	164.00	16.00	1.69	18.32	0.10	28.28	0.20
120 N T	0.67	13	11.00	96	2.9	278.44	52.51	3.55	57.36	0.10	41.47	0.20
130 N T	0.90	13	11.00	129	2.9	373.23	38.53	3.87	43.83	0.10	41.47	0.20
90 N B	0.80	13	5.71	59	2.9	172.34	13.24	0.53	13.97	0.10	21.54	0.20
100 N B	0.94	13	10.00	123	2.9	355.46	15.17	1.14	16.72	0.10	37.70	0.20
110 N B	0.64	13	10.00	83	2.9	241.91	8.12	0.47	8.76	0.10	37.70	0.20
120 N B	0.59	13	10.00	77	2.9	222.97	12.18	1.48	14.20	0.10	37.70	0.20
130 N B	0.75	13	10.00	98	2.9	282.75	19.75	2.72	23.47	0.10	37.70	0.20

STOPE STATS	3470 LE3	
Length	49	m
Width	0.80	m
Height	36	m
Dilution %	0.13	%
Grade AuEQ	25.44	g/t
Prov&Prob.	3875	tons
Tons+Poss	3875	tons

Probable Totals

TONS	2447.36	tons		
AV Au	25.79	g/t		
AV Cu	2.39	%cu		
AuEQ	29.06	g/t		
DIL TONS	351.42	tons		
Au Dil	0.20	g/t		
Total tons	2798.78	tons	Au g/t	Cu %
AV AuEQ Grad	25.44	g/t	22.58	2.09

BLOCK 3430 LE 4T

Measured / Proven 5

SECTION	WIDTH	HEIGHT	LENGTH	VOLUME	SG	TONS	AU	CU	Au/ %Cu	Dilution WIDTH	DIL TONS	DIL AU
170N B	0.59	5	10.00	30	2.9	85.96	17.59	1.77	20.01	0.10	14.50	0.20
150N B	0.00	5	0.00	0	2.9	0.00			0.00	0.10	0.00	0.20
160N B	0.76	5	12.86	49	2.9	141.89	33.11	2.88	37.04	0.10	18.64	0.20
		5		0	2.9	0.00			0.00	0.10	0.00	0.20
		5		0	2.9	0.00			0.00	0.10	0.00	0.20
		5		0	2.9	0.00			0.00	0.10	0.00	0.20
		5		0	2.9	0.00			0.00	0.10	0.00	0.20
		5		0	2.9	0.00			0.00	0.10	0.00	0.20
		5		0	2.9	0.00			0.00	0.10	0.00	0.20
	0.6875		22.86									
	0.79		32.86									

No data on 150 NB, assume average between sections

Proven Totals

TONS	227.86	tons		
AV Au	27.25	g/t		
AV Cu	2.46	%cu		
AuEQ	30.62	g/t		
DIL TONS	33.14	tons		
Au Dil	0.20	g/t		
Total tons	261.00	tons	Au g/t	Cu %
AV AuEQ Grad	26.76	g/t	23.82	2.15

Indicated / Probable 15 meter height 3 times = **783** tonnes

Probable Total tons 783 tons Au g/t Cu %
AV AuEQ Gr 26.76 g/t 23.82 2.15

BLOCK 3470 LE 4

Measured / Proven 5

SECTION	WIDTH	HEIGHT	LENGTH	VOLUME	SG	TONS	AU	CU	Au/ %Cu	Dilution WIDTH	DIL TONS	DIL AU
140N T	0.73	5	9.00	33	2.9	94.61	20.56	2.40	23.85	0.10	13.05	0.20
150N T	0.57	5	10.50	30	2.9	86.59	23.97	1.61	26.17	0.10	15.23	0.20
160N T	0.52	5	10.50	27	2.9	78.74	20.20	2.48	23.59	0.10	15.23	0.20
170N T	0.45	5	9.00	20	2.9	58.73	26.50	1.05	27.94	0.10	13.05	0.20
180N T	0.45	5	11.00	25	2.9	71.78	18.01	1.26	19.74	0.10	15.95	0.20
190N T	0.66	5	12.00	40	2.9	115.28	12.11	1.40	14.02	0.10	17.40	0.20
140N B	0.46	5	10.00	23	2.9	67.32	9.87	1.65	12.12	0.10	14.50	0.20
150N B	0.45	5	8.57	19	2.9	55.93	5.07	0.17	5.29	0.10	12.43	0.20
160N B	0.45	5	8.57	19	2.9	55.93	3.91	1.20	5.55	0.10	12.43	0.20
170N B	0.59	5	10.00	30	2.9	85.96	17.59	1.77	20.01	0.10	14.50	0.20
180N B	0.00	5	0.00	0	2.9	0.00			0.00	0.10		0.20
190N B	0.76	5	12.86	49	2.9	141.89	33.11	2.88	37.04	0.10	18.64	0.20
12	0.51		56.00									

Proven Totals

TONS	912.75	tons		
AV Au	18.88	g/t		
AV Cu	1.78	%cu		
AuEQ	21.31	g/t		
DIL TONS	162.40	tons		
Au Dil	0.20	g/t		
Total tons	1075.15	tons	Au g/t	Cu %
AV AuEQ Grad	18.12	g/t	16.06	1.51

Indicated /Probable 13.5

SECTION	WIDTH	HEIGHT	LENGTH	VOLUME	SG	TONS	AU	CU	Au/ %Cu	Dilution WIDTH	DIL TONS	DIL AU
140N T	0.73	13	9.00	85	2.9	245.99	20.56	2.40	23.85	0.10	33.93	0.20
150N T	0.57	13	10.50	78	2.9	225.14	23.97	1.61	26.17	0.10	39.59	0.20
160N T	0.52	13	10.50	71	2.9	204.71	20.20	2.48	23.59	0.10	39.59	0.20
170N T	0.45	13	9.00	53	2.9	152.69	26.50	1.05	27.94	0.10	33.93	0.20
180N T	0.45	13	11.00	64	2.9	186.62	18.01	1.26	19.74	0.10	41.47	0.20
190N T	0.66	13	12.00	103	2.9	299.72	12.11	1.40	14.02	0.10	45.24	0.20
140N B	0.46	13	10.00	60	2.9	175.04	9.87	1.65	12.12	0.10	37.70	0.20
150N B	0.45	13	8.57	50	2.9	145.41	5.07	0.17	5.29	0.10	32.31	0.20
160N B	0.45	13	8.57	50	2.9	145.41	3.91	1.20	5.55	0.10	32.31	0.20
170N B	0.59	13	10.00	77	2.9	223.51	17.59	1.77	20.01	0.10	37.70	0.20
180N B	0.00	13	0.00	0	2.9	0.00	0	0.00	0.00	0.10		0.20
190N B	0.76	13	12.86	127	2.9	368.92	33.11	2.88	37.04	0.10	48.47	0.20

Probable Totals

TONS	2373.15	tons		
AV Au	18.88	g/t		
AV Cu	1.78	%cu		
AuEQ	21.31	g/t		
DIL TONS	422.24	tons		
Au Dil	0.20	g/t		
Total tons	2795.39	tons	Au g/t	Cu %
AV AuEQ Grad	18.12	g/t	16.06	1.51

STOPE STATS	3470 LE4	
Length	55	m
Width	0.66	m
Height	36	m
Dilution %	0.15	%
Grade AuEQ	18.12	g/t
Prov&Prob.	3871	tons
Tons+Poss	3871	tons

BLOCK	3510 LE 2	

Measured / Proven 5

SECTION	WIDTH	HEIGHT	LENGTH	VOLUME	SG	TONS	AU	CU
50 N T	0.47	5	10.00	24	2.9	68.15	22.12	1.71
60 N T	0.47	5	10.00	24	2.9	68.15	22.12	1.71
70 N T	0.47	5	10.50	25	2.9	71.56	22.12	1.71
50 N B	0.47	5	10.50	25	2.9	71.78	30.60	1.90
60 N B	0.53	5	11.30	30	2.9	87.05	26.68	1.86
70 N B	0.56	5	10.50	29	2.9	84.58	17.96	2.40
6	0.51		32.30					
wd. W dil	0.61							

Dilution

	WIDTH	DIL TONS	DIL AU
24.46	0.10	14.50	0.20
24.46	0.10	14.50	0.20
24.46	0.10	15.23	0.20
			0.20
33.20	0.10	15.23	0.20
29.22	0.10	16.39	0.20
21.25	0.10	15.23	0.20
			0.20

Proven Totals

TONS	451.26	tons		
AV Au	23.57	g/t		
AV Cu	1.90	%cu		
AuEQ	26.17	g/t		
DIL TONS	91.06	tons		
Au Dil	0.20	g/t		
Total tons	542.32	tons	Au g/t	Cu %
AV AuEQ Grad	21.81	g/t	19.65	1.58

Indicated /Probable 8.75

SECTION	WIDTH	HEIGHT	LENGTH	VOLUME	SG	TONS	AU	CU
50 N T	0.47	8.75	10.00	41	2.9	119.26	22.12	1.71
60 N T	0.47	8.75	10.00	41	2.9	119.26	22.12	1.71
70 N T	0.47	8.75	10.50	43	2.9	125.23	22.12	1.71
					2.9			
50 N B	0.47	8.75	10.00	41	2.9	119.63	30.60	1.90
60 N B	0.53	8.75	11.30	53	2.9	152.33	26.68	1.86
70 N B	0.56	8.75	10.50	51	2.9	148.02	17.96	2.40
		8.75			2.9			

Dilution

	WIDTH	DIL TONS	DIL AU
24.46	0.10	25.38	0.20
24.46	0.10	25.38	0.20
24.46	0.10	26.64	0.20
			0.20
33.20	0.10	25.38	0.20
29.22	0.10	28.67	0.20
21.25	0.10	26.64	0.20
			0.20

Probable Totals

TONS	783.73	tons		
AV Au	23.52	g/t		
AV Cu	1.90	%cu		
AuEQ	26.11	g/t		
DIL TONS	158.09	tons		
Au Dil	0.20	g/t		
Total tons	941.81	tons	Au g/t	Cu %
AV AuEQ Grad	21.76	g/t	19.60	1.58

STOPE STATS	3510 LE2	
Length	31.4	m
Width	0.59	m
Height	24	m
Dilution %	16.79%	%
Grade AuEQ	21.78	g/t
Prov&Prob.	1484	tons
Tons+Poss	1484	tons

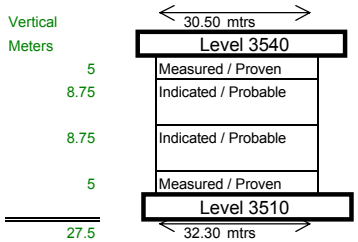

BLOCK	3510 LE 3	

Measured / Proven 5

SECTION	WIDTH	HEIGHT	LENGTH	VOLUME	SG	TONS	AU	CU
80 N T	0.46	5	10.50	24	2.9	69.60	10.43	1.03
90 N T	0.57	5	10.00	29	2.9	82.86	22.26	1.86
100 N T	0.46	5	10.50	24	2.9	69.46	10.71	1.21
110 N T	0.52	5	8.50	22	2.9	64.27	17.55	2.36
120 N T	0.45	5	10.50	24	2.9	68.51	29.02	2.47
80 N B	0.55	5	8.50	23	2.9	67.79	7.89	1.57
90 N B	0.45	5	10.50	24	2.9	68.51	42.09	4.93
100 N B	0.63	5	7.50	24	2.9	68.51	33.99	3.12
110 N B	0.58	5	7.50	22	2.9	63.08	16.00	1.69
120 N B	0.67	5	11.00	37	2.9	107.09	52.51	3.55
10	0.53		47.5					

Dilution

	WIDTH	DIL TONS	DIL AU
11.84	0.10	15.23	0.20
24.81	0.10	14.50	0.20
12.36	0.10	15.23	0.20
20.78	0.10	12.33	0.20
32.40	0.10	15.23	0.20
10.03	0.10	12.33	0.20
48.83	0.10	15.23	0.20
38.27	0.10	10.88	0.20
18.32	0.10	10.88	0.20
57.36	0.10	15.95	0.20

Proven Totals

TONS	729.68	tons		
AV Au	25.78	g/t		
AV Cu	2.43	%cu		
AuEQ	29.11	g/t		
DIL TONS	137.75	tons		
Au Dil	0.20	g/t		
Total tons	867.43	tons	Au g/t	Cu %
AV AuEQ Grad	24.52	g/t	21.72	2.05

Indicated /Probable 13.5

SECTION	WIDTH	HEIGHT	LENGTH	VOLUME	SG	TONS	AU	CU
80 N T	0.46	7.25	10.50	35	2.9	100.92	10.43	1.03
90 N T	0.57	7.50	10.00	43	2.9	124.29	22.26	1.86
100 N T	0.46	8.00	10.50	38	2.9	111.14	10.71	1.21
110 N T	0.52	8.50	8.50	38	2.9	109.25	17.55	2.36
120 N T	0.45	9.00	10.50	43	2.9	123.32	29.02	2.47
80 N B	0.55	7.25	8.50	34	2.9	98.29	7.89	1.57
90 N B	0.45	7.50	10.50	35	2.9	102.77	42.09	4.93
100 N B	0.63	8.00	7.50	38	2.9	109.62	33.99	3.12
110 N B	0.58	8.50	7.50	37	2.9	107.23	16.00	1.69
120 N B	0.67	9.00	11.00	66	2.9	192.77	52.51	3.55

Dilution

	WIDTH	DIL TONS	DIL AU
11.84	0.10	22.08	0.20
24.81	0.10	21.75	0.20
12.36	0.10	24.36	0.20
20.78	0.10	20.95	0.20
32.40	0.10	27.41	0.20
10.03	0.10	17.87	0.20
48.83	0.10	22.84	0.20
38.27	0.10	17.40	0.20
18.32	0.10	18.49	0.20
57.36	0.10	28.71	0.20

Probable Totals

TONS	1179.60	tons		
AV Au	26.43	g/t		
AV Cu	2.46	%cu		
AuEQ	29.79	g/t		
DIL TONS	221.85	tons		
Au Dil	0.20	g/t		
Total tons	1401.45	tons	Au g/t	Cu %
AV AuEQ Grad	25.10	g/t	22.27	2.07

STOPE STATS	3510 LE3	
Length	47.5	m
Width	0.63	m
Height	26.1	m
Dilution %	15.85%	%
Grade AuEQ	24.88	g/t
Prov&Prob.	2269	tons
Tons+Poss	2269	tons

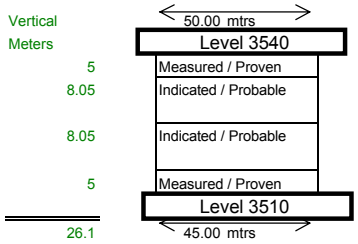

BLOCK	3510 LE 4	

Measured / Proven 5

SECTION	WIDTH	HEIGHT	LENGTH	VOLUME	SG	TONS	AU	CU	AuEQ	WIDTH	DIL TONS	DIL AU
130 N T	0.45	5	4.00	9	2.9	26.10	35.27	2.46	38.63	0.10	5.80	0.20
140 N T	0.45	5	10.00	23	2.9	65.25	35.27	2.46	38.63	0.10	14.50	0.20
150 N T	0.51	5	12.00	31	2.9	89.18	29.95	2.35	33.16	0.10	17.40	0.20
160 N T	0.86	5	10.00	43	2.9	124.94	14.73	1.06	16.18	0.10	14.50	0.20
130 N B	0.90	5	11.00	50	2.9	143.55	38.53	3.87	43.83	0.10	15.95	0.20
140 N B	0.73	5	9.00	33	2.9	94.61	20.56	2.40	23.85	0.10	13.05	0.20
150 N B	0.57	5	10.50	30	2.9	86.59	23.97	1.61	26.17	0.10	15.23	0.20
160 N B	0.52	5	10.50	27	2.9	78.74	20.20	2.48	23.59	0.10	15.23	0.20
8	0.63		38.5									
wd. W/dil.	0.73											

Dilution

Proven Totals

TONS	708.96	tons		
AV Au	26.62	g/t		
AV Cu	2.38	%cu		
AuEQ	29.87	g/t		
DIL TONS	111.65	tons		
Au Dil	0.20	g/t		
Total tons	820.61	tons	Au g/t	Cu %
AV AuEQ Grad	25.84	g/t	23.03	2.05

Indicated /Probable 11.1

SECTION	WIDTH	HEIGHT	LENGTH	VOLUME	SG	TONS	AU	CU		WIDTH	DIL TONS	DIL AU
130 N T	0.45	10	4.00	18	2.9	52.20	35.27	2.46	38.63	0.10	11.60	0.20
140 N T	0.45	11	10.00	50	2.9	143.55	35.27	2.46	38.63	0.10	31.90	0.20
150 N T	0.51	11.5	12.00	71	2.9	205.10	29.95	2.35	33.16	0.10	40.02	0.20
160 N T	0.86	12	10.00	103	2.9	299.86	14.73	1.06	16.18	0.10	34.80	0.20
130 N B	0.90	10	11.00	99	2.9	287.10	38.53	3.87	43.83	0.10	31.90	0.20
140 N B	0.73	11	9.00	72	2.9	208.15	20.56	2.40	23.85	0.10	28.71	0.20
150 N B	0.57	11.5	10.50	69	2.9	199.16	23.97	1.61	26.17	0.10	35.02	0.20
160 N B	0.52	12	10.50	65	2.9	188.96	20.20	2.48	23.59	0.10	36.54	0.20

Dilution

Probable Totals

TONS	1584.09	tons		
AV Au	26.13	g/t		
AV Cu	2.32	%cu		
AuEQ	29.31	g/t		
DIL TONS	250.49	tons		
Au Dil	0.20	g/t		
Total tons	1834.57	tons	Au g/t	Cu %
AV AuEQ Grad	25.34	g/t	22.59	2.01

STOPE STATS	3510 LE4	
Length	38.5	m
Width	0.63	m
Height	32.3	m
Dilution %	13.64%	%
Grade AuEQ	25.49	g/t
Prov&Prob.	2655	tons
Tons+Poss	2655	tons

	Vertical Meters	
		36.00 mtrs
		Level 3540
Top	5	Measured / Proven
	11.125	Indicated / Probable
	11.125	Indicated / Probable
Bottom	5	Measured / Proven
		Level 3510
	32.25	41.00 mtrs

BLOCK	3510 LE 5	

Measured / Proven 5

SECTION	WIDTH	HEIGHT	LENGTH	VOLUME	SG	TONS	AU	CU
170 N T	0.45	5	9.00	20	2.9	58.73	26.50	1.05
180 N T	0.45	5	11.00	25	2.9	71.78	18.01	1.26
190 N T	0.66	5	12.00	40	2.9	115.28	12.11	1.40
3	0.53		32.00					
wd. W dil.	0.63							

Dilution

	WIDTH	DIL TONS	DIL AU
27.94	0.10	13.05	0.20
19.74	0.10	15.95	0.20
14.02	0.10	17.40	0.20
			0.20

Proven Totals

TONS	245.78	tons		
AV Au	17.27	g/t		
AV Cu	1.27	%cu		
AuEQ	19.01	g/t		
DIL TONS	46.40	tons		
Au Dil	0.20	g/t		
Total tons	292.18	tons	Au g/t	Cu %
AV AuEQ Grad	16.03	g/t	14.56	1.07

Indicated /Probable 13.5

SECTION	WIDTH	HEIGHT	LENGTH	VOLUME	SG	TONS	AU	CU
170 N T	0.45	13.5	9.00	55	2.9	158.56	26.50	1.05
180 N T	0.45	13.5	11.00	67	2.9	193.79	18.01	1.26
190 N T	0.66	13.5	12.00	107	2.9	311.24	12.11	1.40

Dilution

	WIDTH	DIL TONS	DIL AU
27.94	0.10	35.24	0.20
19.74	0.10	43.07	0.20
14.02	0.10	46.98	0.20
			0.20

Probable Totals

TONS	663.59	tons		
AV Au	17.27	g/t		
AV Cu	1.27	%cu		
AuEQ	19.01	g/t		
DIL TONS	125.28	tons		
Au Dil	0.20	g/t		
Total tons	788.87	tons	Au g/t	Cu %
AV AuEQ Grad	16.03	g/t	14.56	1.07

Inferred / Possible 20

SECTION	WIDTH	HEIGHT	LENGTH	VOLUME	SG	TONS	AU	CU
170 N T	0.45	20	9.00	81	2.9	234.90	26.50	1.05
180 N T	0.45	20	11.00	99	2.9	287.10	18.01	1.26
190 N T	0.66	20	12.00	159	2.9	461.10	12.11	1.40
					2.9			

Dilution

	WIDTH	DIL TONS	DIL AU
27.94	0.10	52.20	0.20
19.74	0.10	63.80	0.20
14.02	0.10	69.60	0.20
			0.20

Possible Totals

TONS	983.10	tons		
AV Au	17.27	g/t		
AV Cu	1.27	%cu		
AuEQ	19.01	g/t		
DIL TONS	185.60	tons		
Au Dil	0.20	g/t		
Total tons	1168.70	tons	Au g/t	Cu %
AV AuEQ Grad	16.03	g/t	14.56	1.07

STOPE STATS	3510 LE5	
Length	25	m
Width	0.62	m
Height	40	m
Dilution %	0.16	%
Grade AuEQ	16.03	g/t
Prov&Prob.	1081	tons
Tons+Poss	2250	tons



BLOCK	3510 LE 6	

Measured / Proven 5

SECTION	WIDTH	HEIGHT	LENGTH	VOLUME	SG	TONS	AU	CU
220 NT	0.46	5	6.00	14	2.9	40.24	17.66	1.95

Dilution

	WIDTH	DIL TONS	DIL AU
20.32	0.10	8.70	0.20
	0.10	0.00	0.20
	0.10	0.00	0.20
	0.10	0.00	0.20

Proven Totals

TONS	40.24	tons		
AV Au	17.66	g/t		
AV Cu	1.95	%cu		
AuEQ	20.32	g/t		
DIL TONS	8.70	tons		
Au Dil	0.20	g/t		
Total tons	48.94	tons	Au g/t	Cu %
AV AuEQ Grad	16.75	g/t	14.55	1.60

Indicated /Probable 15

SECTION	WIDTH	HEIGHT	LENGTH	VOLUME	SG	TONS	AU	CU
220 NT	0.46	15	6.00	42	2.9	120.71	17.66	1.95

Dilution

	WIDTH	DIL TONS	DIL AU
20.32	0.10	26.10	0.20
	0.10	0.00	0.20
	0.10	0.00	0.20
	0.10	0.00	0.20

Probable Totals

TONS	120.71	tons		
AV Au	17.66	g/t		
AV Cu	1.95	%cu		
AuEQ	20.32	g/t		
DIL TONS	26.10	tons		
Au Dil	0.20	g/t		
Total tons	146.81	tons	Au g/t	Cu %
AV AuEQ Grad	16.75	g/t	14.55	1.60

Inferred / Possible 20

SECTION	WIDTH	HEIGHT	LENGTH	VOLUME	SG	TONS	AU	CU
220 NT	0.46	20	6.00	56	2.9	160.95	17.66	1.95

Dilution

	WIDTH	DIL TONS	DIL AU
20.32	0.10	34.80	0.20
			0.20

Possible Totals

TONS	160.95	tons		
AV Au	17.66	g/t		
AV Cu	1.95	%cu		
AuEQ	20.32	g/t		
DIL TONS	34.80	tons		
Au Dil	0.20	g/t		
Total tons	195.75	tons	Au g/t	Cu %
AV AuEQ Grad	16.75	g/t	14.55	1.60

STOPE STATS	3510 LE6	
Length	10	m
Width	0.56	m
Height	40	m
Dilution %	0.18	%
Grade AuEQ	16.75	g/t
Prov&Prob.	196	tons
Tons+Poss	392	tons

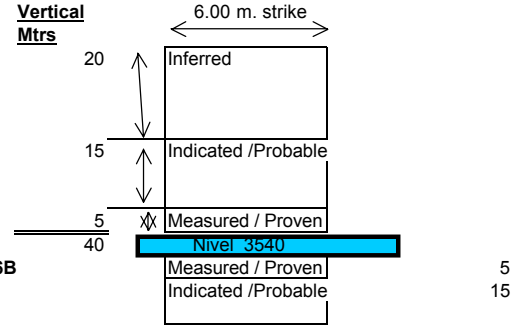

Below Level >>>

3510 LE6B

BLOCK	3540 LE 2		Notes

Measured / Proven 5

SECTION	WIDTH	HEIGHT	LENGTH	VOLUME	SG	TONS	AU	CU
50 N	0.47	5	10.00	24	2.9	68.15	22.12	1.71
60 N	0.47	5	10.00	24	2.9	68.15	22.12	1.71
70 N	0.47	5	13.00	31	2.9	88.60	22.12	1.71
					2.9			
3	0.47		33.00					
	0.57							

Dilution

	WIDTH	DIL TONS	DIL AU
24.46	0.10	14.50	0.20
24.46	0.10	14.50	0.20
24.46	0.10	18.85	0.20
			0.20

Proven Totals

TONS	224.90	tons		
AV Au	22.12	g/t		
AV Cu	1.71	%cu		
AuEQ	24.46	g/t		
DIL TONS	47.85	tons		
Au Dil	0.20	g/t		
Total tons	272.75	tons	Au g/t	Cu %
AV AuEQ Grad	20.20	g/t	18.28	1.41

Indicated /Probable 15

SECTION	WIDTH	HEIGHT	LENGTH	VOLUME	SG	TONS	AU	CU
50 N	0.47	15	10.00	71	2.9	204.45	22.12	1.71
60 N	0.47	15	10.00	71	2.9	204.45	22.12	1.71
70 N	0.47	15	13.00	92	2.9	265.79	22.12	1.71
					2.9			

Dilution

	WIDTH	DIL TONS	DIL AU
24.46	0.10	43.50	0.20
24.46	0.10	43.50	0.20
24.46	0.10	56.55	0.20

Probable Totals

TONS	674.69	tons		
AV Au	22.12	g/t		
AV Cu	1.71	%cu		
AuEQ	24.46	g/t		
DIL TONS	143.55	tons		
Au Dil	0.20	g/t		
Total tons	818.24	tons	Au g/t	Cu %
AV AuEQ Grad	20.20	g/t	18.28	1.41

Inferred / Possible 20

SECTION	WIDTH	HEIGHT	LENGTH	VOLUME	SG	TONS	AU	CU
50 N	0.47	20	10.00	94	2.9	272.60	22.12	1.71
60 N	0.47	20	10.00	94	2.9	272.60	22.12	1.71
70 N	0.47	20	13.00	122	2.9	354.38	22.12	1.71

Dilution

	WIDTH	DIL TONS	DIL AU
24.46	0.10	58.00	0.20
24.46	0.10	58.00	0.20
24.46	0.10	75.40	0.20
			0.20

Possible Totals

TONS	899.58	tons		
AV Au	22.12	g/t		
AV Cu	1.71	%cu		
AuEQ	24.46	g/t		
DIL TONS	191.40	tons		
Au Dil	0.20	g/t		
Total tons	1090.98	tons	Au g/t	Cu %
AV AuEQ Grad	20.20	g/t	18.28	1.41

STOPE STATS	3540 LE2	
Length	33	m
Width	0.47	m
Height	40	m
Dilution %	17.54%	%
Grade AuEQ	20.20	g/t
Prov&Prob.	1091	tons
Tons+Poss	2182	tons

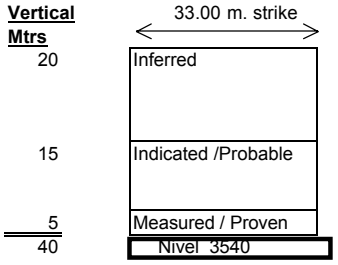

BLOCK	3540 LE 3	

Measured / Proven 5

SECTION	WIDTH	HEIGHT	LENGTH	VOLUME	SG	TONS	AU	CU
90 N	0.57	5	10.00	29	2.9	82.86	22.26	1.86
100 N	0.46	5	10.50	24	2.9	69.46	10.71	1.21
110 N	0.52	5	8.50	22	2.9	64.27	17.55	2.36
120 N	0.45	5	10.50	24	2.9	68.51	29.02	2.47
4	0.50		39.50					
	0.60							

Dilution

	WIDTH	DIL TONS	DIL AU
24.81	0.10	14.50	0.20
12.36	0.10	15.23	0.20
20.78	0.10	12.33	0.20
32.40	0.10	15.23	0.20

Proven Totals

TONS	285.10	tons		
AV Au	20.01	g/t		
AV Cu	1.96	%cu		
AuEQ	22.69	g/t		
DIL TONS	57.28	tons		
Au Dil	0.20	g/t		
Total tons	342.37	tons	Au g/t	Cu %
AV AuEQ Grad	18.93	g/t	16.70	1.63

Indicated /Probable 15

SECTION	WIDTH	HEIGHT	LENGTH	VOLUME	SG	TONS	AU	CU
90 N	0.57	15	10.00	86	2.9	248.57	22.26	1.86
100 N	0.46	15	10.50	72	2.9	208.39	10.71	1.21
110 N	0.52	15	8.50	66	2.9	192.80	17.55	2.36
120 N	0.45	15	10.50	71	2.9	205.54	29.02	2.47

Dilution

	WIDTH	DIL TONS	DIL AU
24.81	0.10	43.50	0.20
12.36	0.10	45.68	0.20
20.78	0.10	36.98	0.20
32.40	0.10	45.68	0.20

Probable Totals

TONS	855.30	tons		
AV Au	20.01	g/t		
AV Cu	1.96	%cu		
AuEQ	22.69	g/t		
DIL TONS	171.83	tons		
Au Dil	0.20	g/t		
Total tons	1027.12	tons	Au g/t	Cu %
AV AuEQ Grad	18.93	g/t	16.70	1.63

Inferred / Possible 20

SECTION	WIDTH	HEIGHT	LENGTH	VOLUME	SG	TONS	AU	CU
90 N	0.57	20	10.00	114	2.9	331.43	22.26	1.86
100 N	0.46	20	10.50	96	2.9	277.86	10.71	1.21
110 N	0.52	20	8.50	89	2.9	257.06	17.55	2.36
120 N	0.45	20	10.50	95	2.9	274.05	29.02	2.47

Dilution

	WIDTH	DIL TONS	DIL AU
24.81	0.10	58.00	0.20
12.36	0.10	60.90	0.20
20.78	0.10	49.30	0.20
32.40	0.10	60.90	0.20

Possible Totals

TONS	1140.40	tons		
AV Au	20.01	g/t		
AV Cu	1.96	%cu		
AuEQ	22.69	g/t		
DIL TONS	229.10	tons		
Au Dil	0.20	g/t		
Total tons	1369.50	tons	Au g/t	Cu %
AV AuEQ Grad	18.93	g/t	16.70	1.63

STOPE STATS	3540 LE3	
Length	39.50	m
Width	0.60	m
Height	40	m
Dilution %	16.73%	%
Grade AuEQ	18.93	g/t
Prov&Prob.	1369	tons
Tons+Poss	2739	tons

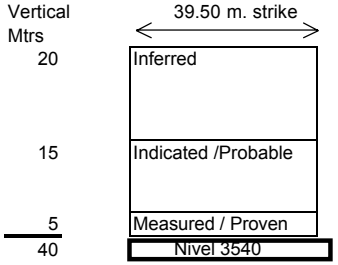

BLOCK	3540 LE 4	

Measured / Proven 5

SECTION	WIDTH	HEIGHT	LENGTH	VOLUME	SG	TONS	AU	CU
140 N	0.45	5	4.00	9	2.9	26.10	35.27	2.46
150 N	0.51	5	12.00	31	2.9	89.18	29.95	2.35
160 N	0.86	5	10.00	43	2.9	124.94	14.73	1.06
3	0.64		26.00					
	0.74							

Dilution

	WIDTH	DIL TONS	DIL AU
38.63	0.10	5.80	0.20
33.16	0.10	17.40	0.20
16.18	0.10	14.50	0.20

Proven Totals

TONS	240.22	tons		
AV Au	22.61	g/t		
AV Cu	1.69	%cu		
AuEQ	24.92	g/t		
DIL TONS	37.70	tons		
Au Dil	0.20	g/t		
Total tons	277.92	tons	Au g/t	Cu %
AV AuEQ Grad	21.57	g/t	19.57	1.46

Indicated /Probable 15

SECTION	WIDTH	HEIGHT	LENGTH	VOLUME	SG	TONS	AU	CU
140 N	0.45	15	4.00	27	2.9	78.30	35.27	2.46
150 N	0.51	15	12.00	92	2.9	267.53	29.95	2.35
160 N	0.86	15	10.00	129	2.9	374.83	14.73	1.06

Dilution

	WIDTH	DIL TONS	DIL AU
38.63	0.10	17.40	0.20
33.16	0.10	52.20	0.20
16.18	0.10	43.50	0.20

Probable Totals

TONS	720.65	tons		
AV Au	22.61	g/t		
AV Cu	1.69	%cu		
AuEQ	24.92	g/t		
DIL TONS	113.10	tons		
Au Dil	0.20	g/t		
Total tons	833.75	tons	Au g/t	Cu %
AV AuEQ Grad	21.57	g/t	19.57	1.46

Inferred / Possible 20

SECTION	WIDTH	HEIGHT	LENGTH	VOLUME	SG	TONS	AU	CU
140 N	0.45	20	4.00	36	2.9	104.40	35.27	2.46
150 N	0.51	20	12.00	123	2.9	356.70	29.95	2.35
160 N	0.86	20	10.00	172	2.9	499.77	14.73	1.06

Dilution

	WIDTH	DIL TONS	DIL AU
38.63	0.10	23.20	0.20
33.16	0.10	69.60	0.20
16.18	0.10	58.00	0.20

Possible

TONS	960.87	tons		
AV Au	22.61	g/t		
AV Cu	1.69	%cu		
AuEQ	24.92	g/t		
DIL TONS	150.80	tons		
Au Dil	0.20	g/t		
Total tons	1111.67	tons	Au g/t	Cu %
AV AuEQ Grad	21.57	g/t	19.57	1.46

STOPE STATS	3540 LE4	
Length	26	m
Width	0.64	m
Height	40	m
Dilution %	13.57%	%
Grade AuEQ	21.57	g/t
Prov&Prob.	1112	tons
Tons+Poss	2223	tons

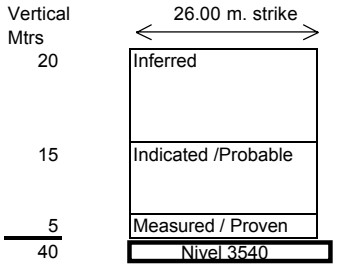

				Au gm p % Cu		Section Cutof	Incre. Cutoff	Min. Width										
				1.37		12.17	3.82	0.45										
#sec.	muestra	NIVEL	SECTOR	POTENCIA	Au Eq	AU	CU	Wd Mir	Au x Wc	Cu * Wc	Mined Wd	Au gm/t	Cu %	Prod Au*Wd	Prod. Cu*Wd		AU	CU

40S LEYTON

#sec.	muestra	NIVEL	SECTOR	POTENCIA	Au Eq	AU	CU				Width Mined	Au	Cu	Wt. Au g/t	Wt. Cu %		AU	CU
3LEA 10	566	3430	LEYTON	80.00	0.55	0.54	0.010	0.00	0.00	0.00	0.45	38.49	3.52	17.322	1.5855		0.54	0.010
	567	3430	LEYTON	80.00	0.75	0.74	0.010	0.30	0.22	0.00							0.74	0.010
	568	3430	LEYTON	15.00	128.43	114.00	10.550	0.15	17.10	1.58							114.00	10.550
					0.00			0.00	0.00	0.00								
								0.00	0.00	0.00								
														Wt. Au g/t	Wt. Cu %			
3LEA 11	569	3430	LEYTON	60.00	2.12	1.87	0.180	0.30	0.56	0.05	0.45	26.38	1.44666667	11.871	0.651		1.87	0.180
	570	3430	LEYTON	15.00	80.85	75.40	3.980	0.15	11.31	0.60							75.40	3.980
	571	3430	LEYTON	100.00	0.41	0.38	0.020	0.00	0.00	0.00							0.38	0.020
					0.00			0.00	0.00	0.00								
								0.00	0.00	0.00								
														Wt. Au g/t	Wt. Cu %			
3LEA 12	572	3430	LEYTON	30.00	92.27	81.90	7.580	0.30	24.57	2.27	0.45	54.66	5.06666667	24.5955	2.28		81.90	7.580
	573	3430	LEYTON	130.00	0.22	0.17	0.040	0.15	0.03	0.01							0.17	0.040
								0.00	0.00	0.00								
								0.00	0.00	0.00								
								0.00	0.00	0.00								
														Wt. Au g/t	Wt. Cu %			
3LEA 13	574	3430	LEYTON	20.00	211.65	195.00	12.170	0.20	39.00	2.43	0.45	86.86	5.43222222	39.085	2.4445		216.70	12.170
	575	3430	LEYTON	60.00	0.40	0.34	0.042	0.25	0.09	0.01							0.34	0.042
	576	3430	LEYTON	70.00	0.25	0.23	0.013	0.00	0.00	0.00							0.23	0.013
								0.00	0.00	0.00								
								0.00	0.00	0.00								
														Wt. Au g/t	Wt. Cu %			
3LEA 14	577	3430	LEYTON	30.00	85.35	77.50	5.740	0.30	23.25	1.72	0.45	51.82	3.84033333	23.3205	1.72815		77.50	5.740
	578	3430	LEYTON	70.00	0.53	0.47	0.041	0.15	0.07	0.01							0.47	0.041
	579	3430	LEYTON	70.00	0.27	0.25	0.018	0.00	0.00	0.00							0.25	0.018
								0.00	0.00	0.00								
								0.00	0.00	0.00								

BLOCK 40S LEYTON

		Mining width										
	40S LEYTON	#Sectio	Total width		Grd/area	Au g/t	Cu %	AREA	avg.width	Length	Au Eq g/t
45	)CK 40S LEYTON	5	2.25	Au:	232.39	**51.64**	**3.86**	4.50	**0.45**	10.00	56.93
				Cu:	17.38						

BLOCK 30S LEYTON

3LEA 15	580	3430	LEYTON	20.00	30.00	24.90	3.730	0.20	4.98	0.75	0.45	11.21	1.67944444	5.0425	0.75575		24.90	3.730
	581	3430	LEYTON	100.00	0.30	0.25	0.039	0.25	0.06	0.01							0.25	0.039
								0.00	0.00	0.00								
								0.00	0.00	0.00								
								0.00	0.00	0.00								
														Wt. Au g/t	Wt. Cu %			
3LEA 16	582	3430	LEYTON	70.00	0.60	0.39	0.150	0.25	0.10	0.04	0.45	43.15	4.45666667	19.4175	2.0055		0.39	0.150
	583	3430	LEYTON	20.00	110.06	96.60	9.840	0.20	19.32	1.97							96.60	9.840
	584	3430	LEYTON	100.00	0.39	0.28	0.079	0.00	0.00	0.00							0.28	0.079
								0.00	0.00	0.00								
								0.00	0.00	0.00								
														Wt. Au g/t	Wt. Cu %			
3LEA 17	585	3430	LEYTON	70.00	0.28	0.27	0.010	0.25	0.07	0.00	0.45	20.95	1.31311111	9.4275	0.5909		0.27	0.010
	586	3430	LEYTON	20.00	50.83	46.80	2.942	0.20	9.36	0.59							46.80	2.942
	587	3430	LEYTON	70.00	0.14	0.11	0.024	0.00	0.00	0.00							0.11	0.024
								0.00	0.00	0.00								
								0.00	0.00	0.00								
														Wt. Au g/t	Wt. Cu %			
3LEA 18	1228	3430	LEYTON	100.00	0.23	0.21	0.015	0.40	0.08	0.01	0.45	0.72	0.04011111	0.324	0.01805		0.21	0.015
	1229	3430	LEYTON	5.00	5.13	4.80	0.241	0.05	0.24	0.01							4.80	0.241
					0.10	0.00	0.000	0.00	0.00	0.00							0.00	0.000
								0.00	0.00	0.00								
								0.00	0.00	0.00								
														Wt. Au g/t	Wt. Cu %			
3LEA 19	1230	3430	LEYTON	100.00	0.40	0.38	0.011	0.40	0.15	0.00	0.45	12.97	0.85977778	5.8345	0.3869		0.38	0.011
	1231	3430	LEYTON	5.00	124.12	113.65	7.650	0.05	5.68	0.38							113.65	7.650
					0.00	0.00	0.000	0.00	0.00	0.00							0.00	0.000
								0.00	0.00	0.00								
								0.00	0.00	0.00								
														Wt. Au g/t	Wt. Cu %			
3LEA 20	1232	3430	LEYTON	10.00	65.55	57.90	5.590	0.10	5.79	0.56	0.45	13.22	1.334	5.9475	0.6003		57.90	5.590
	1233	3430	LEYTON	80.00	0.61	0.45	0.118	0.35	0.16	0.04							0.45	0.118
								0.00	0.00	0.00								
								0.00	0.00	0.00								
								0.00	0.00	0.00								
														Wt. Au g/t	Wt. Cu %			
3LEA 21	1234	3430	LEYTON	15.00	4.61	4.00	0.445	0.15	0.60	0.07	0.45	1.41	0.315	0.636	0.14175		4.00	0.445
	1235	3430	LEYTON	70.00	0.46	0.12	0.250	0.30	0.04	0.08							0.12	0.250
								0.00	0.00	0.00								
								0.00	0.00	0.00								
								0.00	0.00	0.00								

30S LEYTON

Mining width

		#Sectio	Total width		Grd/area	Au g/t	Cu %	AREA	avg.width	Length	Au Eq g/t
103	30S LEYTON	7	3.15	Au:	66.61	**14.80**	**1.43**	4.50	**0.45**	10.00	16.76
				Cu:	6.43						

20S LEYTON

3LEA 22	1236	3430	LEYTON	5.00	3.92	3.80	0.088	0.05	0.19	0.00	0.45	0.51	0.02044444	0.23	0.0092	3.80	0.088
	1237	3430	LEYTON	80.00	0.12	0.10	0.012	0.40	0.04	0.00						0.10	0.012
								0.00	0.00	0.00							
								0.00	0.00	0.00							
								0.00	0.00	0.00							
														Wt. Au g/t	Wt. Cu %		
3LEA 23	1238	3430	LEYTON	10.00	47.89	38.55	6.830	0.10	3.86	0.68	0.45	8.71	1.54733333	3.9215	0.6963	38.55	6.830
	1239	3430	LEYTON	100.00	0.24	0.19	0.038	0.35	0.07	0.01						0.19	0.038
					0.00			0.00	0.00	0.00							
								0.00	0.00	0.00							
								0.00	0.00	0.00							
3LEA 24	10	3430	LEYTON	10.00	93.31	81.90	8.340	0.10	8.19	0.83	0.45	18.53	1.88366667	8.337	0.84765	81.90	8.340
	90	3430	LEYTON	90.00	0.47	0.42	0.039	0.35	0.15	0.01						0.42	0.039
					0.00			0.00	0.00	0.00							
								0.00	0.00	0.00							
								0.00	0.00	0.00							
3LEA 25	1242	3430	LEYTON	5.00	212.83	195.00	13.030	0.05	9.75	0.65	0.45	22.40	1.50022222	10.078	0.6751	220.55	13.030
	1243	3430	LEYTON	80.00	0.90	0.82	0.059	0.40	0.33	0.02						0.82	0.059
					0.00			0.00	0.00	0.00							
								0.00	0.00	0.00							
								0.00	0.00	0.00							
3LEA 26	1244	3430	LEYTON	10.00	195.99	182.60	9.790	0.10	18.26	0.98	0.45	40.97	2.20822222	18.435	0.9937	182.60	9.790
	1245	3430	LEYTON	90.00	0.56	0.50	0.042	0.35	0.18	0.01						0.50	0.042
					0.00			0.00	0.00	0.00							
					0.00			0.00	0.00	0.00							
								0.00	0.00	0.00							
3LEA 27	1246	3430	LEYTON	8.00	35.58	23.70	8.680	0.08	1.90	0.69	0.45	4.54	1.58997778	2.044	0.71549	23.70	8.680
	1247	3430	LEYTON	90.00	0.48	0.40	0.057	0.37	0.15	0.02						0.40	0.057
					0.00			0.00	0.00	0.00							
					0.00			0.00	0.00	0.00							
								0.00	0.00	0.00							
3LEA 28	1248	3430	LEYTON	10.00	72.83	62.75	7.370	0.10	6.28	0.74	0.45	14.16	1.66655556	6.373	0.74995	62.75	7.370
	1249	3430	LEYTON	80.00	0.33	0.28	0.037	0.35	0.10	0.01						0.28	0.037
					0.00			0.00	0.00	0.00							
					0.00			0.00	0.00	0.00							
								0.00	0.00	0.00							

BLOCK 20S LEYTON

		Mining width									
		#Sectio	Total width		Grd/area	Au g/t	Cu %	AREA	avg.width	Length	Au Eq g/t
160	)CK 20S LEYTON	7	3.15	Au:	70.60	**15.69**	**1.49**	4.50	**0.45**	10.00	17.72
				Cu:	6.70						

BLOCK 10S LEYTON

3LEA 29	1263	3430	LEYTON	10.00	62.06	54.60	5.450	0.10	5.46	0.55	0.45	13.05	1.34177778	5.873	0.6038	54.60	5.450
	1264	3430	LEYTON	90.00	1.41	1.18	0.168	0.35	0.41	0.06						1.18	0.168
								0.00	0.00	0.00							
								0.00	0.00	0.00							
								0.00	0.00	0.00							
3LEA 30	1265	3430	LEYTON	10.00	47.41	41.80	4.100	0.10	4.18	0.41	0.45	9.90	0.93988889	4.4565	0.42295	41.80	4.100
	1266	3430	LEYTON	70.00	0.84	0.79	0.037	0.35	0.28	0.01						0.79	0.037
					0.00			0.00	0.00	0.00							
					0.00			0.00	0.00	0.00							
								0.00	0.00	0.00							
3LEA 31	1250	3430	LEYTON	10.00	1.16	1.09	0.053	0.10	0.11	0.01	0.45	0.56	0.03666667	0.2525	0.0165	1.09	0.053
	1253	3430	LEYTON	80.00	0.45	0.41	0.032	0.35	0.14	0.01						0.41	0.032
					0.00			0.00	0.00	0.00							
					0.00			0.00	0.00	0.00							
					0.00			0.00	0.00	0.00							
3LEA 32	1254	3430	LEYTON	10.00	14.99	12.72	1.658	0.10	1.27	0.17	0.45	4.66	0.47577778	2.098	0.2141	12.72	1.658
	1255	3430	LEYTON	80.00	2.55	2.36	0.138	0.35	0.83	0.05						2.36	0.138
					0.00			0.00	0.00	0.00							
					0.00			0.00	0.00	0.00							
					0.00			0.00	0.00	0.00							
3LEA 33	1256	3430	LEYTON	10.00	10.29	9.17	0.821	0.10	0.92	0.08	0.95	21.17	1.00642105	20.107	0.9561	9.17	0.821
	1257	3430	LEYTON	80.00	25.12	23.70	1.038	0.80	18.96	0.83						23.70	1.038
	1258	3430	LEYTON	5.00	5.79	4.60	0.872	0.05	0.23	0.04						4.60	0.872
					0.00			0.00	0.00	0.00							
					0.00			0.00	0.00	0.00							
3LEA 34	1259	3430	LEYTON	10.00	27.68	26.55	0.826	0.10	2.66	0.08	0.45	7.15	0.25588889	3.2185	0.11515	26.55	0.826
	1260	3430	LEYTON	80.00	1.74	1.61	0.093	0.35	0.56	0.03						1.61	0.093
					0.00			0.00	0.00	0.00							
					0.00			0.00	0.00	0.00							
								0.00	0.00	0.00							
3LEA 35	1261	3430	LEYTON	10.00	17.23	17.05	0.135	0.10	1.71	0.01	0.90	110.43	2.471	99.385	2.2239	17.05	0.135
	1262	3430	LEYTON	80.00	125.88	122.10	2.763	0.80	97.68	2.21						122.10	2.763
					0.00			0.00	0.00	0.00							
					0.00			0.00	0.00	0.00							
								0.00	0.00	0.00							

217 10S LEYTON

10S LEYTON

3430

Mining width 0.45

#Sectio	Total width		Grd/area	Au g/t	Cu %	AREA	avg.width	Length	Au Eq g/t
7	4.10	Au:	193.42	**33.02**	**1.11**	5.86	**0.59**	10.00	34.54
		Cu:	6.50						127.82%
		Shrinkage Plan		25.6582692	0.86803846	7.42857143	0.74285714	10	27.0239376

0- S LEYTON

3LEA 37	1282	3430	LEYTON	70.00	0.21	0.18	0.020	0.00	0.00	0.00	0.50	4.09	0.05	2.045	0.0262	1	0.18	0.020
	1283	3430	LEYTON	10.00	5.09	4.85	0.174	0.10	0.49	0.02							4.85	0.174
	1284	3430	LEYTON	40.00	3.93	3.90	0.022	0.40	1.56	0.01							3.90	0.022
	1285	3430	LEYTON	5.00	1.98	1.85	0.094	0.00	0.00	0.00							1.85	0.094
								0.00	0.00	0.00								
3LEA 36	1296	3430	LEYTON	30.00	76.78	71.20	4.080	0.30	21.36	1.22	0.45	47.47	2.72	21.36	1.224	1	71.20	4.080
				100.00	0.10	0.00	0.000	0.15	0.00	0.00							0.00	0.000
								0.00	0.00	0.00								
								0.00	0.00	0.00								
								0.00	0.00	0.00								
3LEA 38	1286	3430	LEYTON	15.00	37.10	36.56	0.394	0.15	5.48	0.06	0.60	10.78	0.61533333	6.465	0.3692	1	36.56	0.394
	1287	3430	LEYTON	40.00	1.57	0.99	0.427	0.40	0.40	0.17							0.99	0.427
	1288	3430	LEYTON	5.00	15.51	11.70	2.786	0.05	0.59	0.14							11.70	2.786
					0.00	0.00	0.000	0.00	0.00	0.00							0.00	0.000
								0.00	0.00	0.00								
175	1289	3430	LEYTON	20.00	21.35	21.07	0.204	0.20	4.21	0.04	0.45	9.50	0.104	4.2765	0.0468	1	21.07	0.204
	1290	3430	LEYTON	50.00	0.28	0.25	0.024	0.25	0.06	0.01							0.25	0.024
	1291	3430	LEYTON	10.00	7.42	7.35	0.052	0.00	0.00	0.00							7.35	0.052
					0.00	0.00	0.000	0.00	0.00	0.00							0.00	0.000
								0.00	0.00	0.00								
3LEA 39	1292	3430	LEYTON	10.00	37.40	35.55	1.352	0.15	5.33	0.20	1.10	8.06	0.46881818	8.8615	0.5157	1	35.55	1.352
	1293	3430	LEYTON	50.00	0.38	0.34	0.026	0.40	0.14	0.01							0.34	0.026
	1294	3430	LEYTON	50.00	0.57	0.50	0.053	0.50	0.25	0.03							0.50	0.053
	1295	3430	LEYTON	5.00	70.41	62.86	5.520	0.05	3.14	0.28							62.86	5.520
					0.00			0.00	0.00	0.00								
3LEA 40	1457	3430	LEYTON	50.00	0.11	0.09	0.013	0.35	0.03	0.00	0.00	0.00	0.00	0	0	0	0.09	0.013
	1458	3430	LEYTON	10.00	1.09	1.07	0.012	0.10	0.11	0.00							1.07	0.012
	1459	3430	LEYTON	50.00	0.01	0.01	0.002	0.00	0.00	0.00							0.01	0.002
								0.00	0.00	0.00								
								0.00	0.00	0.00								
3LEA 49	1460	3430	LEYTON	50.00	0.02	0.02	0.001	0.00	0.00	0.00	0.00	0.00	0.00	0	0	0	0.02	0.001
	1461	3430	LEYTON	10.00	0.45	0.44	0.004	0.10	0.04	0.00							0.44	0.004
	1462	3430	LEYTON	50.00	0.04	0.04	0.002	0.35	0.01	0.00							0.04	0.002
								0.00	0.00	0.00								
								0.00	0.00	0.00								

0- NS LEYTON

Mining width

		#Sectio	Total width		Grd/area	Au g/t	Cu %	AREA	avg.width	Length	Au Eq g/t
276	0- NS LEYTON	5	3.10	Au:	61.44	**13.87**	**0.70**	4.43	**0.62**	7.14	14.84
				Cu:	3.12						347.59%
						4.03678571	0.1472381	7	0.7	10	4.2684326

100N LEYTON

92N COORD

Continues south as Lucho

3LEA 118	2675	3430	100N LEYTOI	60.00	0.11	0.10	0.010	0.35	0.04	0.00	0.45	0.63	0.06488889	0.285	0.0292	1	0.10	0.010
	2676	3430	100N LEYTOI	10.00	2.85	2.50	0.257	0.10	0.25	0.03							2.50	0.257
					0.00			0.00	0.00	0.00								
					0.00			0.00	0.00	0.00								
					0.00			0.00	0.00	0.00								
3LEA 119	2677	3430	100N LEYTOI	90.00	0.13	0.10	0.022	0.30	0.03	0.01	0.45	5.60	0.277	2.52	0.12465	1	0.10	0.022
	2678	3430	100N LEYTOI	15.00	17.68	16.60	0.787	0.15	2.49	0.12							16.60	0.787
					0.00			0.00	0.00	0.00								
					0.00			0.00	0.00	0.00								
								0.00	0.00	0.00								
3LEA 120	2679	3430	100N LEYTOI	80.00	2.49	1.93	0.406	0.35	0.68	0.14	0.45	6.61	1.85577778	2.9755	0.8351	1	1.93	0.406
	2680	3430	100N LEYTOI	10.00	32.48	23.00	6.930	0.10	2.30	0.69							23.00	6.930
					0.00			0.00	0.00	0.00								
					0.00			0.00	0.00	0.00								
								0.00	0.00	0.00								
3LEA 121	2681	3430	100N LEYTOI	60.00	0.56	0.42	0.103	0.05	0.02	0.01	0.45	45.91	3.57233333	20.661	1.60755	1	0.42	0.103
	2682	3430	100N LEYTOI	40.00	57.08	51.60	4.006	0.40	20.64	1.60							51.60	4.006
					0.00			0.00	0.00	0.00								
					0.00			0.00	0.00	0.00								
					0.00			0.00	0.00	0.00								
3LEA 122	2683	3430	100N LEYTOI	100.00	0.47	0.35	0.086	0.25	0.09	0.02	0.45	24.02	2.27888889	10.8075	1.0255	1	0.35	0.086
	2684	3430	100N LEYTOI	20.00	60.47	53.60	5.020	0.20	10.72	1.00							53.60	5.020
					0.00			0.00	0.00	0.00								
					0.00			0.00	0.00	0.00								
					0.00			0.00	0.00	0.00								
3LEA 123	2685	3430	100N LEYTOI	80.00	3.23	2.93	0.220	0.25	0.73	0.06	0.45	11.13	4.41111111	5.0065	1.985	1	2.93	0.220
	2686	3430	100N LEYTOI	20.00	34.57	21.37	9.650	0.20	4.27	1.93							21.37	9.650
					0.00			0.00	0.00	0.00								
					0.00			0.00	0.00	0.00								
					0.00			0.00	0.00	0.00								
3LEA 124	2687	3430	100N LEYTOI	50.00	1.36	1.05	0.226	0.05	0.05	0.01	0.45	22.43	11.794	10.0925	5.3073	1	1.05	0.226
	2688	3430	100N LEYTOI	40.00	43.22	25.10	13.240	0.40	10.04	5.30							25.10	13.240
					0.00			0.00	0.00	0.00								
					0.00			0.00	0.00	0.00								
					0.00			0.00	0.00	0.00								

334 100N LEYTON

100N LEYTON

Mining width

#Sectio	Total width		Grd/area	Au g/t	Cu %	AREA	avg.width	Length	Au Eq g/t
7	3.15	Au:	74.78	**16.62**	**3.46**	4.50	**0.45**	10.00	21.36
		Cu:	15.59						146.07%
			Shrinkage	11.0322449	2.28194898	7	0.7	10	14.62

110N LEYTON

3LEA 125	2689	3430	110N LEYTON	80.00	4.36	3.33	0.754	0.80	2.66	0.60	1.10	16.79	3.30836364	18.474	3.6392	1	3.33	0.754
	2690	3430	110N LEYTON	30.00	66.55	52.70	10.120	0.30	15.81	3.04							52.70	10.120
					0.00			0.00	0.00	0.00								
								0.00	0.00	0.00								
								0.00	0.00	0.00								
431	2691	3430	110N LEYTON	60.00	1.96	1.57	0.285	0.25	0.39	0.07	0.45	50.47	3.64722222	22.7125	1.64125	1	1.57	0.285
	2692	3430	110N LEYTON	20.00	122.34	111.60	7.850	0.20	22.32	1.57							111.60	7.850
					0.00			0.00	0.00	0.00								
								0.00	0.00	0.00								
								0.00	0.00	0.00								
3LEA 126	2874	3430	110N LEYTON	60.00	0.50	0.40	0.073	0.05	0.02	0.00	0.45	8.76	0.377	3.94	0.16965	1	0.40	0.073
	2875	3430	110N LEYTON	40.00	10.37	9.80	0.415	0.40	3.92	0.17							9.80	0.415
								0.00	0.00	0.00								
								0.00	0.00	0.00								
								0.00	0.00	0.00								
3LEA 127	2876	3430	110N LEYTON	60.00	6.62	5.93	0.501	0.60	3.56	0.30	1.10	16.33	1.64145455	17.958	1.8056	1	5.93	0.501
	2877	3430	110N LEYTON	50.00	32.92	28.80	3.010	0.50	14.40	1.51							28.80	3.010
					0.00			0.00	0.00	0.00								
								0.00	0.00	0.00								
								0.00	0.00	0.00								
3LEA 128	2878	3430	110N LEYTON	100.00	0.67	0.53	0.103	0.05	0.03	0.01	0.45	38.01	13.0603333	17.1065	5.87715	1	0.53	0.103
	2879	3430	110N LEYTON	40.00	62.79	42.70	14.680	0.40	17.08	5.87							42.70	14.680
					0.00			0.00	0.00	0.00								
								0.00	0.00	0.00								
								0.00	0.00	0.00								
3LEA 129	2880	3430	110N LEYTON	80.00	1.23	1.10	0.097	0.00	0.00	0.00	0.50	42.80	19.42	21.4	9.71	1	1.10	0.097
	2881	3430	110N LEYTON	50.00	69.37	42.80	19.420	0.50	21.40	9.71							42.80	19.420
					0.00			0.00	0.00	0.00								
								0.00	0.00	0.00								
								0.00	0.00	0.00								
3LEA 130	2882	3430	110N LEYTON	60.00	4.41	3.80	0.447	0.60	2.28	0.27	1.10	32.35	3.54381818	35.58	3.8982	1	3.80	0.447
	2883	3430	110N LEYTON	50.00	76.53	66.60	7.260	0.50	33.30	3.63							66.60	7.260
					0.00			0.00	0.00	0.00								
								0.00	0.00	0.00								
								0.00	0.00	0.00								

BLOCK 110N LEYTON

Mining width 0.45

		# of Secum widths			Sum Gd*Wd	Au g/t	Cu %	AREA	avg.width	Length	Au Eq g/t
393	CK 110N LEYTON	7	5.15	Au:	186.16	**26.64**	**5.19**	6.99	**0.74**	9.50	33.74
				Cu:	36.29						114.15%
						22.6255738	4.40585246	8.71428571	0.87142857	10	29.5572173

120N LEYTON

3LEA 131	2884	3430	120N LEYTON	60.00	2.59	2.23	0.266	0.05	0.11	0.01	0.45	117.85	9.53177778	53.0315	4.2893	1	2.23	0.266
	2885	3430	120N LEYTON	40.00	146.93	132.30	10.690	0.40	52.92	4.28							132.30	10.690
					0.00			0.00	0.00	0.00								
					0.00			0.00	0.00	0.00								
								0.00	0.00	0.00								
3LEA 132	2886	3430	120N LEYTON	50.00	1.28	1.10	0.129	0.00	0.00	0.00	0.50	137.00	14.2	68.5	7.1	1	1.10	0.129
	2887	3430	120N LEYTON	50.00	156.43	137.00	14.200	0.50	68.50	7.10							137.00	14.200
					0.00			0.00	0.00	0.00								
								0.00	0.00	0.00								
								0.00	0.00	0.00								
3LEA 133	2888	3430	120N LEYTON	60.00	1.05	0.80	0.180	0.00	0.00	0.00	0.50	66.00	12.23	33	6.115	1	0.80	0.180
	2889	3430	120N LEYTON	50.00	82.73	66.00	12.230	0.50	33.00	6.12							66.00	12.230
					0.00			0.00	0.00	0.00								
								0.00	0.00	0.00								
								0.00	0.00	0.00								
3LEA 134	2890	3430	120N LEYTON	60.00	1.35	1.13	0.159	0.00	0.00	0.00	0.60	82.80	7.08	49.68	4.248	1	1.13	0.159
	2891	3430	120N LEYTON	60.00	92.49	82.80	7.080	0.60	49.68	4.25							82.80	7.080
					0.00			0.00	0.00	0.00								
								0.00	0.00	0.00								
								0.00	0.00	0.00								
3LEA 135	2892	3430	120N LEYTON	70.00	59.63	44.20	11.280	0.70	30.94	7.90	0.70	44.20	11.28	30.94	7.896	1	44.20	11.280
	2893	3430	120N LEYTON	60.00	1.50	1.37	0.097	0.00	0.00	0.00							1.37	0.097
					0.00			0.00	0.00	0.00								
								0.00	0.00	0.00								
								0.00	0.00	0.00								
3LEA 136	2903	3430	120N LEYTON	50.00	6.23	5.50	0.533	0.50	2.75	0.27	0.85	24.44	5.09823529	20.775	4.3335	1	5.50	0.533
	2904	3430	120N LEYTON	35.00	67.40	51.50	11.620	0.35	18.03	4.07							51.50	11.620
								0.00	0.00	0.00								
								0.00	0.00	0.00								
								0.00	0.00	0.00								
3LEA 137	2905	3430	120N LEYTON	50.00	24.98	22.90	1.520	0.50	11.45	0.76	0.90	44.54	4.25777778	40.09	3.832	1	22.90	1.520
	2906	3430	120N LEYTON	40.00	82.11	71.60	7.680	0.40	28.64	3.07							71.60	7.680
					0.00			0.00	0.00	0.00								
								0.00	0.00	0.00								
								0.00	0.00	0.00								

BLOCK 120N LEYTON

Mining width

		#Sectio	Total width		Grd/area	Au g/t	Cu %	AREA	avg.width	Length	Au Eq g/t
448	CK 120N LEYTON	7	4.50	Au:	465.17	**65.78**	**8.40**	7.07	**0.64**	11.00	77.28
				Cu:	59.42						113.71%
						56.5841905	7.23009524	7.5	0.75	10	67.9591613

130N LEYTON

3LEA 138	2907	3430	130N LEYTON	50.00	2.02	1.73	0.215	0.15	0.26	0.03	0.45	28.44	2.57833333	12.7995	1.16025	1	1.73	0.215
	2908	3430	130N LEYTON	30.00	46.94	41.80	3.760	0.30	12.54	1.13							41.80	3.760
					0.00			0.00	0.00	0.00								
								0.00	0.00	0.00								
								0.00	0.00	0.00								
3LEA 139	2909	3430	130N LEYTON	60.00	0.30	0.22	0.062	0.15	0.03	0.01	0.45	53.41	3.054	24.033	1.3743	1	0.22	0.062
	2910	3430	130N LEYTON	30.00	86.23	80.00	4.550	0.30	24.00	1.37							80.00	4.550
					0.00			0.00	0.00	0.00								
								0.00	0.00	0.00								
								0.00	0.00	0.00								
3LEA 140	2911	3430	130N LEYTON	50.00	1.44	1.18	0.187	0.05	0.06	0.01	0.45	107.69	2.75855556	48.459	1.24135	1	1.18	0.187
	2912	3430	130N LEYTON	40.00	125.21	121.00	3.080	0.40	48.40	1.23							121.00	3.080
					0.00			0.00	0.00	0.00								
								0.00	0.00	0.00								
								0.00	0.00	0.00								
3LEA 141	2913	3430	130N LEYTON	50.00	1.30	1.04	0.187	0.00	0.00	0.00	0.60	23.80	2.92	14.28	1.752	1	1.04	0.187
	2914	3430	130N LEYTON	60.00	27.80	23.80	2.920	0.60	14.28	1.75							23.80	2.920
					0.00			0.00	0.00	0.00								
								0.00	0.00	0.00								
								0.00	0.00	0.00								
3LEA 142	2941	3430	130N LEYTON	50.00	0.84	0.24	0.442	0.00	0.00	0.00	0.45	9.00	3.31933333	4.05	1.4937	1	0.24	0.442
	2942	3430	130N LEYTON	40.00	15.07	9.98	3.720	0.40	3.99	1.49							9.98	3.720
	2943			50.00	1.32	1.16	0.114	0.05	0.06	0.01							1.16	0.114
								0.00	0.00	0.00								
								0.00	0.00	0.00								
3LEA 143	2944	3430	130N LEYTON	50.00	0.48	0.40	0.055	0.35	0.14	0.02	0.45	5.38	0.44722222	2.42	0.20125	1	0.40	0.055
	2945	3430	130N LEYTON	10.00	25.29	22.80	1.820	0.10	2.28	0.18							22.80	1.820
	2946		130N LEYTON	50.00	0.16	0.12	0.027	0.00	0.00	0.00							0.12	0.027
					0.00			0.00	0.00	0.00								
								0.00	0.00	0.00								

BLOCK 130N LEYTON

		Mining width									
		#Sectio	Total width		Grd/area	Au g/t	Cu %	AREA	avg.width	Length	Au Eq g/t
503	CK 130N LEYTON	6	2.85	Au:	159.06	**37.21**	**2.53**	4.28	**0.48**	9.00	**40.68**
				Cu:	10.83						143.77%
						25.51	1.76766667	6	0.7	8.57142857	28.2910362

200N LEYTON

3LEA 179	4182	3430	200N LEYTON	20.00	54.45	13.40	30.000	0.20	2.68	6.00	0.45	6.16	13.5166667	2.7725	6.0825	1	13.40	30.000
	4183	3430	200N LEYTON	50.00	0.82	0.37	0.330	0.25	0.09	0.08							0.37	0.330
					0.00	0.00	0.000	0.00	0.00	0.00								
								0.00	0.00	0.00								
								0.00	0.00	0.00								
3LEA 180	4184	3430	200N LEYTON	7.00	206.86	195.00	8.670	0.07	13.65	0.61	0.57	27.30	1.49631579	15.56	0.8529	1	240.60	8.670
	4185	3430	200N LEYTON	50.00	4.49	3.82	0.492	0.50	1.91	0.25							3.82	0.492
					0.00	0.00	0.000	0.00	0.00	0.00								
								0.00	0.00	0.00								
								0.00	0.00	0.00								
3LEA 181	4186	3430	200N LEYTON	12.00	90.70	61.80	21.120	0.12	7.42	2.53	0.45	16.91	5.78893333	7.6107	2.60502	1	61.80	21.120
	4187	3430	200N LEYTON	50.00	0.88	0.59	0.214	0.33	0.19	0.07							0.59	0.214
					0.00	0.00	0.000	0.00	0.00	0.00								
								0.00	0.00	0.00								
								0.00	0.00	0.00								
3LEA 182	4188	3430	200N LEYTON	7.00	112.14	109.40	2.000	0.07	7.66	0.14	0.45	17.20	0.40991111	7.7378	0.18446	1	109.40	2.000
	4189	3430	200N LEYTON	50.00	0.37	0.21	0.117	0.38	0.08	0.04							0.21	0.117
					0.00	0.00	0.000	0.00	0.00	0.00								
								0.00	0.00	0.00								
								0.00	0.00	0.00								
3LEA 183	4190	3430	200N LEYTON	10.00	99.99	82.50	12.780	0.10	8.25	1.28	0.45	19.17	2.94733333	8.6245	1.3263	1	82.50	12.780
	4191	3430	200N LEYTON	50.00	1.26	1.07	0.138	0.35	0.37	0.05							1.07	0.138
					0.00	0.00	0.000	0.00	0.00	0.00								
								0.00	0.00	0.00								
								0.00	0.00	0.00								
3LEA 184	4192	3430	200N LEYTON	10.00	211.62	195.00	12.150	0.10	19.50	1.22	0.60	35.44	2.31833333	21.265	1.391	1	239.10	12.150
	4193	3430	200N LEYTON	50.00	4.01	3.53	0.352	0.50	1.77	0.18							3.53	0.352
					0.00	0.00	0.000	0.00	0.00	0.00								
								0.00	0.00	0.00								
								0.00	0.00	0.00								
3LEA 185	4288	3430	200N LEYTON	13.00	211.28	195.00	11.900	0.13	25.35	1.55	0.93	30.76	1.91376344	28.606	1.7798	1	277.30	11.900
	4289	3430	200N LEYTON	80.00	4.47	4.07	0.291	0.80	3.26	0.23							4.07	0.291
	4290	3430	200N LEYTON	30.00	0.28	0.17	0.077	0.00	0.00	0.00							0.17	0.077
								0.00	0.00	0.00								
								0.00	0.00	0.00								

BLOCK 200N LEYTON

		Mining width									
		#Sectio	Total width		Grd/area	Au g/t	Cu %	AREA	avg.width	Length	Au Eq g/t
558	CK 200N LEYTON	7	3.90	Au:	131.68	**23.64**	**3.65**	5.57	**0.56**	10.00	28.62
				Cu:	20.32						122.89%
						18.6977347	2.92013673	7	0.7	10	23.2919301

210N LEYTON

3LEA 186	6240	3430	210N LEYTO	80.00	0.51	0.28	0.170	0.25	0.07	0.04	0.45	0.78	0.24555556	0.352	0.1105	1	0.28	0.170
	6241	3430	210N LEYTO	20.00	1.88	1.41	0.340	0.20	0.28	0.07							1.41	0.340
					0.00			0.00	0.00	0.00								
								0.00	0.00	0.00								
								0.00	0.00	0.00								
3LEA 187	6242	3430	210N LEYTO	80.00	0.76	0.69	0.050	0.15	0.10	0.01	0.45	3.23	6.43	1.4535	2.8935	1	0.69	0.050
	6243	3430	210N LEYTO	30.00	17.66	4.50	9.620	0.30	1.35	2.89							4.50	9.620
					0.00			0.00	0.00	0.00								
								0.00	0.00	0.00								
								0.00	0.00	0.00								
3LEA 188	6244	3430	210N LEYTO	80.00	1.44	1.08	0.260	0.25	0.27	0.07	0.45	1.28	1.46888889	0.576	0.661	1	1.08	0.260
	6245	3430	210N LEYTO	20.00	5.61	1.53	2.980	0.20	0.31	0.60							1.53	2.980
					0.00			0.00	0.00	0.00								
								0.00	0.00	0.00								
								0.00	0.00	0.00								
3LEA 189	6246	3430	210N LEYTO	100.00	0.45	0.37	0.060	0.15	0.06	0.01	0.45	22.46	4.24	10.1055	1.908	1	0.37	0.060
	6247	3430	210N LEYTO	30.00	42.16	33.50	6.330	0.30	10.05	1.90							33.50	6.330
					0.00			0.00	0.00	0.00								
								0.00	0.00	0.00								
								0.00	0.00	0.00								
3LEA 190	6248	3430	210N LEYTO	100.00	3.47	2.91	0.410	0.25	0.73	0.10	0.45	26.95	0.62333333	12.1275	0.2805	1	2.91	0.410
	6249	3430	210N LEYTO	20.00	58.22	57.00	0.890	0.20	11.40	0.18							57.00	0.890
					0.00			0.00	0.00	0.00								
								0.00	0.00	0.00								
								0.00	0.00	0.00								
3LEA 191	6250	3430	210N LEYTO	100.00	0.89	0.78	0.080	0.35	0.27	0.03	0.45	2.83	0.28444444	1.273	0.128	1	0.78	0.080
	6251	3430	210N LEYTO	10.00	11.37	10.00	1.000	0.10	1.00	0.10							10.00	1.000
					0.00			0.00	0.00	0.00								
								0.00	0.00	0.00								
								0.00	0.00	0.00								
3LEA 192	6252	3430	210N LEYTO	100.00	18.33	17.67	0.480	1.00	17.67	0.48	1.45	24.05	1.40689655	34.866	2.04	1	17.67	0.480
	6253	3430	210N LEYTO	100.00	0.83	0.64	0.140	0.15	0.10	0.02							0.64	0.140
	6254	3430	210N LEYTO	30.00	64.02	57.00	5.130	0.30	17.10	1.54							57.00	5.130
								0.00	0.00	0.00								
								0.00	0.00	0.00								
3LEA 193	6255	3430	210N LEYTO	80.00	0.30	0.18	0.090	0.15	0.03	0.01	0.45	3.43	2.19666667	1.542	0.9885	1	0.18	0.090
	6256	3430	210N LEYTO	30.00	9.50	5.05	3.250	0.30	1.52	0.98							5.05	3.250
					0.00			0.00	0.00	0.00								
								0.00	0.00	0.00								
								0.00	0.00	0.00								

BLOCK 210N LEYTON

		Mining width									
		#Sectio	Total width		Grd/area	Au g/t	Cu %	AREA	avg.width	Length	Au Eq g/t
619	CK 210N LEYTON	8	4.60	Au:	85.66	**13.54**	**1.96**	6.33	**0.58**	11.00	16.22
				Cu:	12.39						150.72%
						8.28	**1.58**	8.00	**0.70**	10.00	10.76

220N LEYTON

3LEA 194	6257	3430	220N LEYTO	80.00	1.86	1.63	0.170	0.25	0.41	0.04	0.45	24.91	1.60555556	11.2075	0.7225	1	1.63	0.170
	6258	3430	220N LEYTO	20.00	58.65	54.00	3.400	0.20	10.80	0.68							54.00	3.400
					0.00			0.00	0.00	0.00								
								0.00	0.00	0.00								
								0.00	0.00	0.00								
3LEA 195	6259	3430	220N LEYTO	50.00	0.70	0.39	0.230	0.15	0.06	0.03	0.45	46.80	5.71	21.0585	2.5695	1	0.39	0.230
	6260	3430	220N LEYTO	30.00	81.56	70.00	8.450	0.30	21.00	2.54							70.00	8.450
					0.00			0.00	0.00	0.00								
								0.00	0.00	0.00								
								0.00	0.00	0.00								
3LEA 196	6261	3430	220N LEYTO	80.00	1.14	0.87	0.200	0.25	0.22	0.05	0.45	28.48	1.76888889	12.8175	0.796	1	0.87	0.200
	6262	3430	220N LEYTO	20.00	68.10	63.00	3.730	0.20	12.60	0.75							63.00	3.730
					0.00			0.00	0.00	0.00								
								0.00	0.00	0.00								
								0.00	0.00	0.00								
3LEA 197	6263	3430	220N LEYTO	60.00	2.89	2.33	0.410	0.25	0.58	0.10	0.45	13.15	0.94333333	5.9165	0.4245	1	2.33	0.410
	6264	3430	220N LEYTO	20.00	28.87	26.67	1.610	0.20	5.33	0.32							26.67	1.610
					0.00			0.00	0.00	0.00								
								0.00	0.00	0.00								
								0.00	0.00	0.00								
3LEA 198	6265	3430	220N LEYTO	30.00	5.33	4.80	0.390	0.30	1.44	0.12	0.45	3.20	0.26	1.44	0.117	1	4.80	0.390
			220N LEYTO	50.00	0.20			0.15	0.00	0.00								
					0.00			0.00	0.00	0.00								
					NOT USED			0.00	0.00	0.00								
								0.00	0.00	0.00								
3LEA 199	6266	3430	220N LEYTO	80.00	2.89	2.48	0.300	0.15	0.37	0.05	0.45	3.27	0.40666667	1.473	0.183	1	2.48	0.300
	6267	3430	220N LEYTO	30.00	4.30	3.67	0.460	0.30	1.10	0.14							3.67	0.460
					0.00			0.00	0.00	0.00								
								0.00	0.00	0.00								
								0.00	0.00	0.00								
3LEA 200	6268	3430	220N LEYTO	100.00	0.12	0.01	0.080	0.25	0.00	0.02	0.45	7.47	0.39111111	3.3625	0.176	1	0.01	0.080
	6269	3430	220N LEYTO	20.00	17.87	16.80	0.780	0.20	3.36	0.16							16.80	0.780
					0.00			0.00	0.00	0.00								
								0.00	0.00	0.00								
								0.00	0.00	0.00								

BLOCK 220N LEYTON

		Mining width									
		#Sectio	Total width		Grd/area	Au g/t	Cu %	AREA	avg.width	Length	Au Eq g/t
675	CK 220N LEYTON	7	3.15	Au:	57.28	**18.18**	**1.58**	3.15	**0.45**	7.00	20.35
				Cu:	4.99						129.55%
						13.7530952	1.24261905	6	0.7	8.57142857	15.7080841

LEYTON VEIN

3430 Level

Summary by Section	F		P	Q	M	N	R	I		Stope LE5, extende		STOPE LE4		STOPE LE3		STOPE LE1	
										Grade AuEq	17.50	Grade AuEq	13.62	Grade AuEq	46.08	Grade AuEq	28.56
Section G	Line	Block	Width	Lenght	Au g/t	Cu %	AuEQ	# Channel		31.49	551.03	10.78	146.76	22.84	1052.29	23.79	679.35
250 250N LEYTO	1776	LE5 ext-	0.36	5.00	13.39	0.58	14.19	3	1	1.78	25.20						
240 240N LEYTC	1748	LE5 ext-	0.81	10.00	16.39	1.44	18.36	7	1	8.14	149.54						
230 230N LEYTO	1693	LE5 ext-	0.65	10.00	6.75	0.67	7.675	7	1	6.53	50.10						
220 BLOCK 220N	675	LE5	0.450	7.00	18.18	1.58	20.35	7.00	1	3.15	64.10						
210 BLOCK 210N	619	LE5	0.575	11.00	13.54	1.96	16.22	8.00	1	6.33	102.61						
200 BLOCK 200N	558	LE5	0.557	10.00	23.64	3.65	28.62	7.00	1	5.57	159.48						
190																	
180	1633	BELOW C.O.	0.24	10.00	13.38	0.87	14.57	6									
170	1584	BELOW C.O.	0.44	10.00	9.48	0.21	9.776	8									
160	1524	BELOW C.O.	0.42	10.00	16.06	1.32	17.86	5	1			4.23	75.58				
150	1481	BELOW C.O.	0.65	10.00	10.11	0.56	10.88	7	1			6.54	71.18				
140	1427	BELOW C.O.	0.45	10.00	7.85	0.93	9.122	7	0			0.00	0.00				
130 BLOCK 130N	503	LE3	0.475	9.00	37.21	2.53	40.68	6.00	1					4.28	173.89		
120 BLOCK 120N	448	LE3	0.643	11.00	65.78	8.40	77.28	7.00	1					7.07	546.47		
110 BLOCK 110N	393	LE3	0.736	9.50	26.64	5.19	33.74	7.00	1					6.99	235.81		
100 100N LEYTC	334	LE3	0.450	10.00	16.62	3.46	21.36	7.00	1					4.50	96.12		
90 90N LEYTOI	536		0.72	7.00	0.63	0.10	0.767	5									
80 80N LEYTO	497		0.60	10.00	1.33	0.80	2.419	7									
70 70N LEYTO	447		0.83	12.00	0.16	0.02	0.191	8									
60 60N LEYTOI	390		0.87	10.00	0.49	0.15	0.692	8									
50 50N LEYTOI	331		0.73	13.00	0.56	0.09	0.679	8									
40 40N LEYTON	275		0.87	14.00	1.78	0.11	1.938	9									
30 30N LEYTON	214		0.82	25.00	1.65	0.06	1.739	18									
20																	
10 10N LEYTOI	97		0.73	10.00	0.26	0.10	0.395	5									
0 0- NS LEYTC	276	LE1	0.620	7.14	13.87	0.70	14.84	5.00	1							4.43	65.70
-10 10S LEYTOI	217	LE1	0.586	10.00	33.02	1.11	34.54	7.00	1							5.86	202.31
-20 BLOCK 20S I	160	LE1	0.450	10.00	15.69	1.49	17.72	7.00	1							4.50	79.76
-30 30S LEYTOI	103	LE1	0.450	10.00	14.80	1.43	16.76	7.00	1							4.50	75.41
-40 BLOCK 40S I	45	LE1	0.450	10.00	51.64	3.86	56.93	5.00	1							4.50	256.17
-50		Vein Extends															
-60		Vein Extends															
-70																	
-80																	
-90																	
-100 South																	
LE1 BLOCK			0.505	47.143	25.40	1.62	27.61										
LE13BLOCK			0.578	39.500	37.78	5.20	44.90										
LE4 BLOCK			0.510	30.000	11.09	0.88	12.29										
LE5 BLOCK			0.594	53.000	15.17	1.67	17.46										

LENGTH	47.14
PRODUCT	31.04571429
AVE WIDTH	0.658545455

LEYTON **3470**

Au gm p % Cu	Section Cutof	Incre. Cutoff	Min. Width
1.37	12.17	3.82	0.45

BLOCK LES 10S 3470

#sec.	muestra	NIVEL	SECTOR	WIDTH , mtr	Au EQ g/t	AU	CU	Wd Min	Au x Wd	Cu * Wd	Mined Wd	Au gm/t	Cu %	Prod Au*Wd	Prod. Cu*Wd			
														Wt. Au g/t	Wt. Cu %			
1797	3470	LEYTON	7LEB 4	6.77	0.20	6.60	0.124	0.2	1.32	0.0248	0.45	3.64	0.12	1.6375	0.0518	1	0.20	1.32
1798	3470	LEYTON		1.42	1.00	1.27	0.108	0.25	0.3175	0.027							0.10	0.127
				0.00				0.00	0	0							0.00	0
				0.00				0.00	0	0							0.00	0
				0.00				0.00	0	0							0.00	0
														Wt. Au g/t	Wt. Cu %			
1799	3470	LEYTON	7LEB 5	2.37	0.60	2.10	0.195	0.15	0.315	0.02925	0.45	1.08	1.94	0.486	0.87225	1	0.60	1.26
1800	3470	LEYTON		4.41	0.30	0.57	2.810	0.3	0.171	0.843							0.00	0
1801	3470	LEYTON		0.75	1.00	0.63	0.086	0.00	0	0							0.00	0
				0.00				0.00	0	0							0.00	0
				0.00				0.00	0	0							0.00	0
														Wt. Au g/t	Wt. Cu %			
1802	3470	LEYTON	7LEB 6	30.93	0.70	30.20	0.530	0.70	21.14	0.371	0.90	30.73	0.60	27.66	0.541	1	0.70	21.14
1803	3470	LEYTON		33.76	0.20	32.60	0.850	0.2	6.52	0.17							0.20	6.52
1804	3470	LEYTON		2.26	1.00	2.10	0.120	0.00	0	0							0.00	0
				0.00				0.00	0	0							0.00	0
				0.00				0.00	0	0							0.00	0
														Wt. Au g/t	Wt. Cu %			
1805	3470	LEYTON	7LEB 7	2.98	1.00	2.60	0.280	0.15	0.39	0.042	0.45	6.60	0.12	2.97	0.0519	1	0.00	0
1806	3470	LEYTON		8.65	0.30	8.60	0.033	0.3	2.58	0.0099							0.30	2.58
1807	3470	LEYTON		1.84	0.70	1.77	0.051	0.00	0	0							0.00	0
				0.00				0.00	0	0							0.00	0
				0.00				0.00	0	0							0.00	0
														Wt. Au g/t	Wt. Cu %			
1808	3470	LEYTON	7LEB 8	1.53	1.00	1.30	0.168	0.05	0.065	0.0084	0.45	10.90	0.04	4.905	0.016	1	0.00	0
1809	3470	LEYTON		12.13	0.40	12.10	0.019	0.40	4.84	0.0076							0.40	4.84
1810	3470	LEYTON		1.36	0.70	1.33	0.022	0.00	0	0							0.00	0
				0.00				0.00	0	0							0.00	0
				0.00				0.00	0	0							0.00	0
														Wt. Au g/t	Wt. Cu %			
1811	3470	LEYTON	7LEB 9	1.06	1.00	0.70	0.264	0.00	0	0	0.50	21.30	0.04	10.65	0.0185	1	0.00	0
1812	3470	LEYTON		0.67	1.10	0.57	0.072	0.00	0	0							0.00	0
1813	3470	LEYTON		21.35	0.50	21.30	0.037	0.50	10.65	0.0185							0.50	10.65
				0.00				0.00	0	0							0.00	0
				0.00				0.00	0	0							0.00	0
1814	3470	LEYTON	7LEB 10	0.36	1.00	0.30	0.044	0.00	0	0	0.45	7.35	0.03	3.3075	0.0135	1	0.00	0
1815	3470	LEYTON		7.39	0.45	7.35	0.030	0.45	3.3075	0.0135							0.45	3.3075
				0.00				0.00	0	0							0.00	0
				0.00				0.00	0	0							0.00	0
				0.00				0.00	0	0							0.00	0

10S LEY 3470

	Mining width #Sections	Total width		Grd/area	Au g/t	Cu %	AREA	avg.width	Length	Au Eq g/t
54 10S LEY 3470	7	3.65	Au:	81.11	**14.14**	**0.43**	5.74	**0.52**	11.00	14.73
			Cu:	2.46						99.41%
	7.00	3.65	Au:	81.1108571	14.1413699	0.428753425	5.73571429	0.52142857	11	14.8159194

BLOCK LES 20S 3470

														Wt. Au g/t	Wt. Cu %			
1818	3470	LEYTON	7LEB 11	37.81	0.40	35.70	1.545	0.40	14.28	0.618	0.85	20.40	0.75	17.34	0.6333	1	0.40	14.28
1819	3470	LEYTON		6.85	0.45	6.80	0.034	0.45	3.06	0.0153							0.00	0
				0.00		0.00	0.000	0.00	0	0							0.00	0
				0.00				0.00	0	0							0.00	0
				0.00				0.00	0	0							0.00	0
														Wt. Au g/t	Wt. Cu %			
1820	3470	LEYTON	7LEB 12	34.91	0.70	32.80	1.540	0.70	22.96	1.078	1.20	23.70	0.91	28.435	1.095	1	0.70	22.96
1821	3470	LEYTON		11.00	0.50	10.95	0.034	0.50	5.475	0.017							0.00	0
				0.00	0.00	0.00	0.000	0.00	0	0							0.00	0
				0.00				0.00	0	0							0.00	0
				0.00				0.00	0	0							0.00	0
														Wt. Au g/t	Wt. Cu %			
1822	3470	LEYTON	7LEB 13	17.13	0.35	16.70	0.315	0.35	5.845	0.11025	0.45	13.48	0.27	6.064	0.12115	1	0.35	5.845
1823	3470	LEYTON		2.34	1.00	2.19	0.109	0.10	0.219	0.0109							0.00	0
				0.00				0.00	0	0							0.00	0
				0.00				0.00	0	0							0.00	0
				0.00				0.00	0	0							0.00	0
														Wt. Au g/t	Wt. Cu %			
1824	3470	LEYTON	7LEB 14	2.83	0.80	2.60	0.168	0.25	0.65	0.042	0.45	9.33	0.76	4.2	0.3416	1	0.10	0.26
1825	3470	LEYTON		19.80	0.20	17.75	1.498	0.2	3.55	0.2996							0.20	3.55
1826	3470	LEYTON		1.20	1.00	1.00	0.148	0.00	0	0							0.00	0
				0.00				0.00	0	0							0.00	0
				0.00				0.00	0	0							0.00	0
														Wt. Au g/t	Wt. Cu %			
1827	3470	LEYTON	7LEB 15	10.31	0.70	8.90	1.030	0.45	4.005	0.4635	0.45	8.90	1.03	4.005	0.4635	1	0.70	6.23
1828	3470	LEYTON		0.86	1.00	0.75	0.080	0.00	0	0							0.00	0
				0.00				0.00	0	0							0.00	0
				0.00				0.00	0	0							0.00	0
				0.00				0.00	0	0							0.00	0
														Wt. Au g/t	Wt. Cu %			
1829	3470	LEYTON	7LEB 16	23.40	0.30	23.00	0.293	0.30	6.9	0.0879	0.45	15.47	0.21	6.96	0.0924	1	0.30	6.9
1830	3470	LEYTON		0.44	1.00	0.40	0.030	0.15	0.06	0.0045							0.00	0
				0.00				0.00	0	0							0.00	0
				0.00				0.00	0	0							0.00	0
				0.00				0.00	0	0							0.00	0

20S LEY 3470

		Mining width #Sections	Total width		Grd/area	Au g/t	Cu %	AREA	avg.width	Length	Au Eq g/t
105	20S LEY 3470	6	3.85	Au:	111.67	**17.40**	**0.71**	6.42	**0.64**	10.00	18.38
				Cu:	4.58						104.92%
		6	3.00	Au:	91.05	**16.55**	**0.70**	5.50	**0.50**	11.00	17.52

BLOCK LES 30S 3470

														Wt. Au g/t	Wt. Cu %			
1831	3470	LEYTON	7LEB 17	6.80	0.30	6.80	0.000	0.30	2.04	0	0.45	4.63	0.00	2.085	0	1	0.30	2.04
1832	3470	LEYTON		0.30	1.00	0.30	0.000	0.15	0.045	0							0.00	0
				0.00				0.00	0	0							0.00	0
				0.00				0.00	0	0							0.00	0
				0.00				0.00	0	0							0.00	0
														Wt. Au g/t	Wt. Cu %			
1833	3470	LEYTON	7LEB 18	10.10	0.30	10.10	0.000	0.30	3.03	0	0.45	6.98	0.00	3.141	0	1	0.30	3.03
1834	3470	LEYTON		0.74	1.00	0.74	0.000	0.15	0.111	0							0.00	0
				0.00				0.00	0	0							0.00	0
				0.00				0.00	0	0							0.00	0
				0.00				0.00	0	0							0.00	0
1835	3470	LEYTON	7LEB 19	35.60	0.50	35.60	0.000	0.50	17.8	0	1.05	22.90	0.00	24.0465	0	1	0.00	0
1836	3470	LEYTON		1.85	0.40	1.85	0.000	0.40	0.74	0							0.15	0.2775
1837	3470	LEYTON		36.71	0.15	36.71	0.000	0.15	5.5065	0							0.15	5.5065
1838	3470	LEYTON		1.03	0.90	1.03	0.000	0.00	0	0							0.00	0
1839	3470	LEYTON		5.10	0.80	5.10	0.000	0.00	0	0							0.00	0
1840	3470	LEYTON		2.12	1.40	2.12	0.000	0.00	0	0							0.00	0
1841	3470	LEYTON		3.00	0.50	3.00	0.000	0.00	0	0							0.00	0
1842	3470	LEYTON	7LEB 20	150.14	0.90	140.10	7.340	0.90	126.09	6.606	1.90	69.24	3.74	131.56	7.106	1	0.90	126.09
1843	3470	LEYTON		3.60	0.90	3.60	0.000	0.00	0	0							0.90	3.24
1844	3470	LEYTON		6.15	1.00	5.47	0.500	1.00	5.47	0.5							1.00	5.47
				0.00				0.00	0	0							0.00	0
				0.00				0.00	0	0							0.00	0
														Wt. Au g/t	Wt. Cu %			
1845	3470	LEYTON	7LEB 21	15.52	0.90	13.60	1.400	0.90	12.24	1.26	0.90	13.60	1.40	12.24	1.26	1	0.90	12.24
1846	3470	LEYTON		1.07	0.90	1.07	0.000	0.00	0	0							0.00	0
1847	3470	LEYTON		0.69	1.05	0.69	0.000	0.00	0	0							0.00	0
				0.00				0.00	0	0							0.00	0
				0.00				0.00	0	0							0.00	0
														Wt. Au g/t	Wt. Cu %			
1848	3470	LEYTON	7LEB 22	84.76	0.90	81.50	2.386	0.90	73.35	2.1474	0.90	81.50	2.39	73.35	2.1474	1	0.90	73.35
1849	3470	LEYTON		0.45	1.00	0.45	0.000	0.00	0	0							0.00	0
				0.00				0.00	0	0							0.00	0
				0.00				0.00	0	0							0.00	0
				0.00				0.00	0	0							0.00	0
														Wt. Au g/t	Wt. Cu %			
1850	3470	LEYTON	7LEB 23	21.92	0.70	20.00	1.400	0.70	14	0.98	0.70	20.00	1.40	14	0.98	1	0.70	14
1851	3470	LEYTON		0.63	1.60	0.63	0.000	0.00	0	0							0.00	0
				0.00				0.00	0	0							0.00	0
				0.00				0.00	0	0							0.00	0
				0.00				0.00	0	0							0.00	0
1852	3470	LEYTON	7LEB 24	72.47	0.40	68.80	2.684	0.40	27.52	1.0736	0.45	61.21	2.39	27.5465	1.0736	1	0.40	27.52
1853	3470	LEYTON		0.53	1.00	0.53	0.000	0.05	0.0265	0							0.00	0
				0.00				0.00	0	0							0.00	0
				0.00				0.00	0	0							0.00	0
				0.00				0.00	0	0							0.00	0

30S LEY 3470

Mining width

		#Sections	Total width		Grd/area	Au g/t	Cu %	AREA	avg.width	Length	Au Eq g/t
173	30S LEY 3470	8	6.80	Au:	431.95	42.35	1.85	10.20	0.85	12.00	44.88
				Cu:	18.85						122.71%
		8.00	8.2	Au:	385.1595	34.1604878	1.532560976	11.275	1.025	11	36.57

BLOCK LES 40S 3470

1854	3470	LEYTON	7LEB 25	28.89	0.50	25.50	2.480	0.50	12.75	1.24	0.50	25.50	2.48	12.75	1.24	1	0.50	12.75
1855	3470	LEYTON		0.52	1.00	0.52	0.000	0.00	0	0							0.00	0
				0.00				0.00	0	0							0.00	0
				0.00				0.00	0	0							0.00	0
				0.00				0.00	0	0							0.00	0
														Wt. Au g/t	Wt. Cu %			
1856	3470	LEYTON	7LEB 26	17.06	0.90	14.80	1.650	0.90	13.32	1.485	0.90	14.80	1.65	13.32	1.485	1	0.90	13.32
				0.00				0.00	0	0							0.00	0
				0.00				0.00	0	0							0.00	0
				0.00				0.00	0	0							0.00	0
				0.00				0.00	0	0							0.00	0
														Wt. Au g/t	Wt. Cu %			
588	3470	LEYTON	7LEB 27	1.18	0.50	1.06	0.090	0.45	0.477	0.0405	0.45	1.06	0.09	0.477	0.0405	1	0.30	0.318
589	3470	LEYTON		0.39	0.30	0.30	0.069	0.00	0	0							0.00	0
590	3470	LEYTON		0.20	0.25	0.07	0.092	0.00	0	0							0.00	0
				0.00				0.00	0	0							0.00	0
				0.00				0.00	0	0							0.00	0
														Wt. Au g/t	Wt. Cu %			
591	3470	LEYTON	7LEB 28	4.55	0.50	4.00	0.400	0.45	1.8	0.18	0.45	4.00	0.40	1.8	0.18	1	0.50	2
592	3470	LEYTON		1.08	0.60	1.00	0.055	0.00	0	0							0.00	0
593	3470	LEYTON		0.61	0.70	0.57	0.026	0.00	0	0							0.00	0
594	3470	LEYTON		1.93	0.20	1.78	0.108	0.00	0	0							0.00	0
				0.00				0.00	0	0							0.00	0
595	3470	LEYTON	7LEB 29	1.13	0.40	1.12	0.008	0.00	0	0	0.50	35.93	1.57	17.965	0.784	1	0.00	0
596	3470	LEYTON		3.69	1.00	3.64	0.034	0.00	0	0							1.00	3.64
597	3470	LEYTON		3.40	0.25	3.23	0.123	0.00	0	0							0.25	0.8075
598	3470	LEYTON		38.08	0.50	35.93	1.568	0.5	17.965	0.784							0.00	0
				0.00				0.00	0	0							0.00	0
599	3470	LEYTON	7LEB 30	0.67	0.70	0.64	0.022	0.05	0.032	0.0011	0.45	28.31	0.32	12.74	0.1419	1	0.00	0
600	3470	LEYTON		32.25	0.40	31.77	0.352	0.4	12.708	0.1408							0.40	12.708
601	3470	LEYTON		0.52	0.50	0.40	0.088	0.00	0	0							0.00	0
				0.00				0.00	0	0							0.00	0
				0.00				0.00	0	0							0.00	0

40S LEY 3470

Mining width

		#Sections	Total width		Grd/area	Au g/t	Cu %	AREA	avg.width	Length	Au Eq g/t
224	40S LEY 3470	6	3.25	Au:	98.42	**18.17**	**1.19**	5.42	**0.54**	10.00	19.80
				Cu:	6.45						190.89%
		6	4.95	Au:	72.7375	9.3510101	0.64920202	7.77857143	0.825	9.428571429	10.3723872

BLOCK 40N LEYTON

NOTE: SHIFT IN COLUMNS

#sec.	muestra	NIVEL	SECTOR	POTENCIA	SECTION	AU	CU	Width				Au	Cu	Wt. Au g/t	Wt. Cu %		AU	CU
7ILEA 1	1151	3470	LEYTON	0.40	0.80	0.67	0.098	0.15	0.1005	0.0147	0.45	2.66	0.11	1.1955	0.0483	1	0.67	0.098
	1152	3470	LEYTON	0.30	3.80	3.65	0.112	0.30	1.095	0.0336							3.65	0.112
					0.00	0.00	0.000	0.00	0	0							0.00	0.000
					0.00			0.00	0	0								
					0.00			0.00	0	0								
														Wt. Au g/t	Wt. Cu %			
7ILEA 2	1153	3470	LEYTON	0.30	3.68	3.61	0.048	0.30	1.083	0.0144	0.45	2.41	0.03	1.0845	0.0144	1	3.61	0.048
				1.00	0.01	0.01	0.000	0.15	0.0015	0							0.00	0.000
					0.00	0.00	0.000	0.00	0	0								
					0.00			0.00	0	0								
					0.00			0.00	0	0								
														Wt. Au g/t	Wt. Cu %			
7ILEA 3	1154	3470	LEYTON	0.70	10.11	10.01	0.073	0.45	4.5045	0.03285	0.45	10.01	0.07	4.5045	0.03285	1	10.01	0.073
	1155	3470	LEYTON	0.35	2.03	1.68	0.257	0.00	0	0							1.68	0.257
					0.00			0.00	0	0								
					0.00			0.00	0	0								
					0.00			0.00	0	0								
														Wt. Au g/t	Wt. Cu %			
7ILEA 5	1156	3470	LEYTON	0.60	0.48	0.44	0.032	0.25	0.11	0.008	0.45	3.67	0.05	1.65	0.0242	1	0.44	0.032
	1157	3470	LEYTON	0.20	7.81	7.70	0.081	0.20	1.54	0.0162							7.70	0.081
					0.00			0.00	0	0								
					0.00			0.00	0	0								
					0.00			0.00	0	0								
														Wt. Au g/t	Wt. Cu %			
7ILEA 6	1158	3470	LEYTON	0.80	0.10	0.10	0.003	0.15	0.015	0.00045	0.45	3.63	0.00	1.635	0.00195	1	0.10	0.003
	1159	3470	LEYTON	0.30	5.41	5.40	0.005	0.30	1.62	0.0015							5.40	0.005
					0.00			0.00	0	0								
					0.00			0.00	0	0								
					0.00			0.00	0	0								
														Wt. Au g/t	Wt. Cu %			
7ILEA 7	1160	3470	LEYTON	0.70	1.12	0.16	0.700	0.30	0.048	0.21	0.45	5.99	0.52	2.6955	0.2325	1	0.16	0.700
	1161	3470	LEYTON	0.15	17.86	17.65	0.150	0.15	2.6475	0.0225							17.65	0.150
					0.00			0.00	0	0								
					0.00			0.00	0	0								
					0.00			0.00	0	0								
														Wt. Au g/t	Wt. Cu %			
7ILEA 8	1162	3470	LEYTON	0.70	0.06	0.05	0.009	0.00	0	0	0.45	19.59	0.01	8.815	0.0029	1	0.05	0.009
	1163	3470	LEYTON	0.15	0.34	0.30	0.026	0.05	0.015	0.0013							0.30	0.026
	1164	3470	LEYTON	0.40	22.01	22.00	0.004	0.40	8.8	0.0016							22.00	0.004
					0.00			0.00	0	0								
					0.00			0.00	0	0								
														Wt. Au g/t	Wt. Cu %			
7ILEA 9	1423	3470	LEYTON	0.70	11.71	11.70	0.009	0.70	8.19	0.0063	0.85	22.76	0.03	19.35	0.02355	1	11.70	0.009
	1424	3470	LEYTON	0.15	74.56	74.40	0.115	0.15	11.16	0.01725							74.40	0.115
					0.00	0.00	0.000	0.00	0	0								
					0.00			0.00	0	0								
					0.00			0.00	0	0								
														Wt. Au g/t	Wt. Cu %			
7ILEA 10	1425	3470	LEYTON	0.05	0.15	0.14	0.004	0.00	0	0	0.65	11.92	0.01	7.749	0.00905	1	0.14	0.004
	1426	3470	LEYTON	0.50	5.98	5.97	0.010	0.50	2.985	0.005							5.97	0.010
	1427	3470	LEYTON	0.15	31.80	31.76	0.027	0.15	4.764	0.00405							31.76	0.027
					0.00			0.00	0	0								
					0.00			0.00	0	0								

BLOCK 40N LEYTON

Mining width

		#Sections	Total width		Grd/area	Au g/t	Cu %	AREA	avg.width	Length	Au Eq g/t
295	)CK 40N LEYTON	9	4.65	Au:	81.13	**10.47**	**0.08**	7.75	**0.52**	15.00	10.58
				Cu:	0.65						#¡DIV/0!

50N LEY 3470

7ILEA 11	1428	3470	LEYTON	0.60	0.17	0.14	0.025	0.25	0.03458	0.006175	0.45	26.45	0.20	11.90278	0.090433	1	0.14	0.025
	1429	3470	LEYTON	0.20	59.77	59.20	0.417	0.20	11.84	0.0834							59.20	0.417
	1430	3470	LEYTON	0.30	9.79	9.40	0.286	0.00	0.0282	0.000858							9.40	0.286
					0.00			0.00	0	0								
					0.00			0.00	0	0								
														Wt. Au g/t	Wt. Cu %			
7ILEA 12	1431	3470	LEYTON	0.50	2.55	2.50	0.033	0.25	0.625	0.00825	0.45	28.46	0.33	12.805	0.14665	1	2.50	0.033
	1432	3470	LEYTON	0.20	61.85	60.90	0.692	0.20	12.18	0.1384							60.90	0.692
	1433	3470	LEYTON	0.30	0.29	0.28	0.010	0.00	0	0							0.28	0.010
					0.00			0.00	0	0								
					0.00			0.00	0	0								
														Wt. Au g/t	Wt. Cu %			
7ILEA 13	1434	3470	LEYTON	0.50	0.80	0.74	0.043	0.35	0.259	0.01505	0.45	15.21	0.33	6.844	0.15065	1	0.74	0.043
	1435	3470	LEYTON	0.10	67.71	65.85	1.356	0.10	6.585	0.1356							65.85	1.356
				0.00	0.00	0.00	0.000	0.00	0	0							0.00	0.000
					0.00			0.00	0	0								
					0.00			0.00	0	0								
														Wt. Au g/t	Wt. Cu %			
7ILEA 14	1436	3470	LEYTON	0.80	4.04	3.93	0.079	0.80	3.144	0.0632	0.90	5.39	0.65	4.849	0.5852	1	3.93	0.079
	1437	3470	LEYTON	0.10	24.19	17.05	5.220	0.10	1.705	0.522							17.05	5.220
					0.00			0.00	0	0								
					0.00			0.00	0	0								
					0.00			0.00	0	0								
														Wt. Au g/t	Wt. Cu %			
7ILEA 15	1438	3470	LEYTON	0.70	1.40	1.33	0.049	0.35	0.4655	0.01715	0.45	1.92	0.09	0.8655	0.04165	1	1.33	0.049
	1439	3470	LEYTON	0.10	4.34	4.00	0.245	0.10	0.4	0.0245							4.00	0.245
					0.00			0.00	0	0								
					0.00			0.00	0	0								
					0.00			0.00	0	0								
7ILEA 16	1440	3470	LEYTON	0.70	0.12	0.07	0.035	0.35	0.0245	0.01225	0.45	0.11	0.03	0.0515	0.01355	1	0.07	0.035
	1441	3470	LEYTON	0.10	0.29	0.27	0.013	0.10	0.027	0.0013							0.27	0.013
					0.00			0.00	0	0								
					0.00			0.00	0	0								
					0.00			0.00	0	0								
7ILEA 17	1442	3470	LEYTON	0.60	0.38	0.38	0.003	0.25	0.095	0.00075	0.45	1.59	0.00	0.715	0.00135	1	0.38	0.003
	1443	3470	LEYTON	0.20	3.10	3.10	0.003	0.20	0.62	0.0006							3.10	0.003
					0.00			0.00	0	0								
					0.00			0.00	0	0								
					0.00			0.00	0	0								
7ILEA 18	1444	3470	LEYTON	0.50	0.18	0.17	0.004	0.20	0.034	0.0008	0.45	5.08	0.02	2.284	0.00905	1	0.17	0.004
	1445	3470	LEYTON	0.25	9.05	9.00	0.033	0.25	2.25	0.00825							9.00	0.033
					0.00	0.00	0.000	0.00	0	0							0.00	0.000
					0.00			0.00	0	0								
					0.00			0.00	0	0								
7ILEA 19	1446	3470	LEYTON	0.40	0.93	0.93	0.003	0.25	0.2325	0.00075	0.45	3.36	0.00	1.5125	0.00195	1	0.93	0.003
	1447	3470	LEYTON	0.20	6.41	6.40	0.006	0.20	1.28	0.0012							6.40	0.006
	1448	3470	LEYTON	0.50	0.39	0.38	0.004	0.00	0	0							0.38	0.004
					0.00	0.00	0.000	0.00	0	0								
					0.00			0.00	0	0								

50N LEY 3470

		Mining width										
		#Sections	Total width		Grd/area	Au g/t	Cu %	AREA	avg.width	Length	Au Eq g/t
371	50N LEY 3470	9	4.50	Au:	46.48	**9.30**	**0.23**	5.00	**0.50**	10.00	9.61
				Cu:	1.16						178.19%
		9	6.5	Au:	36.9260185	5.11283333	0.178853846	7.22222222	0.72222222	10	5.39422067

60N LEY 3470

7ILEA 20	1449	3470	LEYTON	0.50	0.07	0.07	0.003	0.00	0	0	0.60	6.53	0.01	3.915	0.0061	1	0.07	0.003
	1450	3470	LEYTON	0.10	13.16	13.15	0.006	0.10	1.315	0.0006							13.15	0.006
	1451	3470	LEYTON	0.50	5.22	5.20	0.011	0.50	2.6	0.0055							5.20	0.011
					0.00	0.00	0.000	0.00	0	0								
					0.00			0.00	0	0								
7ILEA 21	1452	3470	LEYTON	0.40	0.31	0.28	0.022	0.00	0	0	0.45	7.25	0.01	3.2625	0.0027	1	0.28	0.022
	1453	3470	LEYTON	0.50	7.26	7.25	0.006	0.45	3.2625	0.0027							7.25	0.006
	1454	3470	LEYTON	0.60	0.32	0.31	0.005	0.00	0	0							0.31	0.005
					0.00			0.00	0	0								
					0.00			0.00	0	0								
7ILEA 22	1645	3470	LEYTON	0.30	4.03	4.00	0.024	0.30	1.2	0.0072	0.45	3.44	0.04	1.5495	0.0186	1	4.00	0.024
	1646	3470	LEYTON	0.60	2.43	2.33	0.076	0.15	0.3495	0.0114							2.33	0.076
					0.00			0.00	0	0								
					0.00			0.00	0	0								
					0.00			0.00	0	0								
7ILEA 23	1647	3470	LEYTON	0.20	49.43	49.40	0.025	0.20	9.88	0.005	0.45	22.18	0.02	9.9825	0.01	1	49.40	0.025
	1648	3470	LEYTON	0.60	0.44	0.41	0.020	0.25	0.1025	0.005							0.41	0.020
					0.00			0.00	0	0								
					0.00			0.00	0	0								
					0.00			0.00	0	0								
7ILEA 24	1649	3470	LEYTON	0.12	6.50	6.35	0.110	0.12	0.762	0.0132	0.45	1.80	0.03	0.8115	0.01452	1	6.35	0.110
	1650	3470	LEYTON	0.60	0.16	0.15	0.004	0.33	0.0495	0.00132							0.15	0.004
					0.00	0.00	0.000	0.00	0	0							0.00	0.000
					0.00			0.00	0	0								
					0.00			0.00	0	0								
7ILEA 25	1651	3470	LEYTON	0.10	17.08	17.00	0.057	0.10	1.7	0.0057	0.45	4.07	0.03	1.8295	0.0141	1	17.00	0.057
	1652	3470	LEYTON	1.00	0.40	0.37	0.024	0.35	0.1295	0.0084							0.37	0.024
	1653	3470	LEYTON	0.20	1.34	1.16	0.132	0.00	0	0							1.16	0.132
					0.00			0.00	0	0								
					0.00			0.00	0	0								
7ILEA 26	1654	3470	LEYTON	0.15	15.01	15.00	0.007	0.15	2.25	0.00105	0.70	49.81	0.38	34.867	0.2686	1	15.00	0.007
	1655	3470	LEYTON	1.00	0.64	0.62	0.013	0.35	0.217	0.00455							0.62	0.013
	1656	3470	LEYTON	0.20	163.80	162.00	1.315	0.20	32.4	0.263							162.00	1.315
					0.00	0.00	0.000	0.00	0	0								
					0.00			0.00	0	0								

60N LEY 3470

Mining width

		#Sections	Total width		Grd/area	Au g/t	Cu %	AREA	avg.width	Length	Au Eq g/t
436	60N LEY 3470	7	3.55	Au:	80.31	**15.84**	**0.09**	5.07	**0.51**	10.00	15.96
				Cu:	0.48						#¡DIV/0!

70N LEY 3470

7ILEA 27	1657	3470	LEYTON	0.10	68.08	68.00	0.057	0.10	6.8	0.0057	1.30	14.92	0.41	19.4	0.5337	1	68.00	0.057
	1658	3470	LEYTON	0.80	2.03	2.00	0.020	0.80	1.6	0.016							2.00	0.020
	1659	3470	LEYTON	0.40	29.25	27.50	1.280	0.40	11	0.512							27.50	1.280
					0.00	0.00	0.000	0.00	0	0								
					0.00			0.00	0	0								
7ILEA 28	1660	3470	LEYTON	1.00	10.49	8.00	1.822	1.00	8	1.822	1.00	8.00	1.82	8	1.822	1	8.00	1.822
					0.00			0.00	0	0								
					0.00			0.00	0	0								
					0.00			0.00	0	0								
					0.00			0.00	0	0								
7ILEA 29	1661	3470	LEYTON	0.70	2.04	1.67	0.271	0.00	0	0	0.60	18.00	0.85	10.8	0.51	1	1.67	0.271
	1662	3470	LEYTON	0.40	3.61	3.60	0.009	0.00	0	0							3.60	0.009
	1663	3470	LEYTON	0.60	19.16	18.00	0.850	0.60	10.8	0.51							18.00	0.850
					0.00	0.00	0.000	0.00	0	0								
					0.00			0.00	0	0								
7ILEA 30	1689	3470	LEYTON	1.00	0.22	0.19	0.025	0.25	0.0475	0.00625	0.45	10.59	0.25	4.7675	0.11125	1	0.19	0.025
	1690	3470	LEYTON	0.20	24.32	23.60	0.525	0.20	4.72	0.105							23.60	0.525
					0.00			0.00	0	0								
					0.00			0.00	0	0								
					0.00			0.00	0	0								
														Wt. Au g/t	Wt. Cu %			
7ILEA 31	1691	3470	LEYTON	0.80	0.21	0.15	0.041	0.15	0.0225	0.00615	0.45	8.45	0.06	3.8025	0.02565	1	0.15	0.041
	1692			0.30	12.69	12.60	0.065	0.30	3.78	0.0195							12.60	0.065
					0.00			0.00	0	0								
					0.00			0.00	0	0								
					0.00			0.00	0	0								
														Wt. Au g/t	Wt. Cu %			
7ILEA 32	1693	3470	LEYTON	0.50	7.51	7.45	0.045	0.50	3.725	0.0225	0.95	8.05	0.38	7.65	0.3569	1	7.45	0.045
	1694	3470	LEYTON	1.00	0.80	0.60	0.146	0.35	0.21	0.0511							0.60	0.146
	1695	3470	LEYTON	0.10	41.03	37.15	2.833	0.10	3.715	0.2833							37.15	2.833
					0.00			0.00	0	0								
					0.00			0.00	0	0								
														Wt. Au g/t	Wt. Cu %			
7ILEA 33	1696	3470	LEYTON	0.40	10.93	9.55	1.005	0.40	3.82	0.402	1.20	5.98	0.43	7.18	0.518	1	9.55	1.005
	1697	3470	LEYTON	0.80	4.40	4.20	0.145	0.80	3.36	0.116							4.20	0.145
					0.00			0.00	0	0								
					0.00			0.00	0	0								
					0.00			0.00	0	0								

70N LEY 3470

Mining width

		#Sections	Total width		Grd/area	Au g/t	Cu %	AREA	avg.width	Length	Au Eq g/t
501	70N LEY 3470	7	5.95	Au:	88.00	**10.35**	**0.65**	8.50	**0.85**	10.00	11.24
				Cu:	5.54						123.81%
		7	6.1	Au:	71.2330612	8.17428571	0.577032787	8.71428571	0.87142857	10	9.08212038

80N LEY 3470

7ILEA 34	1698	3470	LEYTON	0.60	4.74	4.67	0.048	0.45	2.1015	0.0216	0.45	4.67	0.05	2.1015	0.0216	1	4.67	0.048
	1699	3470	LEYTON	0.20	1.38	1.17	0.157	0.00	0	0							1.17	0.157
					0.00			0.00	0	0								
					0.00			0.00	0	0								
					0.00			0.00	0	0								
7ILEA 35	1700	3470	LEYTON	0.30	30.22	23.85	4.655	0.30	7.155	1.3965	0.45	16.26	3.15	7.317	1.4187	1	23.85	4.655
	1751	3470	LEYTON	0.70	1.28	1.08	0.148	0.15	0.162	0.0222							1.08	0.148
					0.00			0.00	0	0								
					0.00			0.00	0	0								
					0.00			0.00	0	0								
														Wt. Au g/t	Wt. Cu %			
7ILEA 36	1752	3470	LEYTON	0.30	52.10	41.50	7.745	0.30	12.45	2.3235	0.45	27.88	5.21	12.5445	2.34375	1	41.50	7.745
	1753	3470	LEYTON	0.90	0.81	0.63	0.135	0.15	0.0945	0.02025							0.63	0.135
	1754	3470	LEYTON	0.15	3.33	3.20	0.094	0.00	0	0							3.20	0.094
					0.00			0.00	0	0								
					0.00			0.00	0	0								
														Wt. Au g/t	Wt. Cu %			
7ILEA 37	2322	3470	LEYTON	0.15	9.64	8.40	0.907	0.15	1.26	0.13605	0.45	2.87	0.30	1.29	0.13605	1	8.40	0.907
				1.00	0.10	0.10	0.000	0.30	0.03	0							0.00	0.000
					0.00			0.00	0	0								
					0.00			0.00	0	0								
					0.00			0.00	0	0								
														Wt. Au g/t	Wt. Cu %			
7ILEA 38	2323	3470	LEYTON	0.20	20.75	17.40	2.448	0.20	3.48	0.4896	0.90	7.08	0.81	6.371	0.7269	1	17.40	2.448
	2324	3470	LEYTON	0.70	4.59	4.13	0.339	0.70	2.891	0.2373							4.13	0.339
					0.00			0.00	0	0								
					0.00			0.00	0	0								
					0.00			0.00	0	0								
7ILEA 39	2325	3470	LEYTON	0.25	11.73	11.10	0.459	0.25	2.775	0.11475	0.25	11.10	0.46	2.775	0.11475	1	11.10	0.459
				1.00	0.00	0.00	0.000	0.00	0	0							0.00	0.000
					0.00			0.00	0	0								
					0.00			0.00	0	0								
					0.00			0.00	0	0								
7ILEA 40	2326	3470	LEYTON	0.15	6.67	6.50	0.121	0.15	0.975	0.01815	0.75	5.22	0.19	3.915	0.13935	1	6.50	0.121
	2327	3470	LEYTON	0.60	5.18	4.90	0.202	0.60	2.94	0.1212							4.90	0.202
					0.00			0.00	0	0								
					0.00			0.00	0	0								
					0.00			0.00	0	0								

80N LEY 3470

		Mining width										
		#Sections	Total width		Grd/area	Au g/t	Cu %	AREA	avg.width	Length	Au Eq g/t
566	80N LEY 3470	7	3.70	Au:	51.88	**9.81**	**1.32**	5.29	**0.53**	10.00	11.63
				Cu:	7.00						169.05%
		7	5.25	Au:	40.3253571	5.37671429	0.9542	7.5	0.75	10	6.87793893

90N LEY 3470

7ILEA 41	2328	3470	LEYTON	0.20	2.01	1.80	0.154	0.00	0	0	0.00	0.00	0.00	0	0	0	1.80	0.154
	2329			0.80	2.38	2.10	0.202	0.45	0.945	0.0909							2.10	0.202
					0.00			0.00	0	0								
					0.00			0.00	0	0								
					0.00			0.00	0	0								
														Wt. Au g/t	Wt. Cu %			
7ILEA 42	2330	3470	LEYTON	0.10	4.79	4.60	0.142	0.10	0.46	0.0142	0.00	0.00	0.00	0	0	0	4.60	0.142
	2331	3470	LEYTON	0.60	1.12	1.03	0.064	0.35	0.3605	0.0224							1.03	0.064
					0.00			0.00	0	0								
					0.00			0.00	0	0								
					0.00			0.00	0	0								
														Wt. Au g/t	Wt. Cu %			
7ILEA 43	2332	3470	LEYTON	0.20	3.28	3.12	0.115	0.20	0.624	0.023	0.00	0.00	0.00	0	0	0	3.12	0.115
	2333	3470	LEYTON	0.60	1.21	1.03	0.135	0.25	0.2575	0.03375							1.03	0.135
					0.00			0.00	0	0								
					0.00			0.00	0	0								
					0.00			0.00	0	0								
7ILEA 44	2334	3470	LEYTON	0.70	1.99	1.89	0.076	0.00	0	0	0.45	7.05	0.16	3.171	0.07095	1	1.89	0.076
	2335	3470	LEYTON	0.15	15.06	14.80	0.189	0.15	2.22	0.02835							14.80	0.189
	2336			0.50	3.36	3.17	0.142	0.30	0.951	0.0426							3.17	0.142
					0.00			0.00	0	0								
					0.00			0.00	0	0								
7ILEA 45	2337	3470	LEYTON	0.50	2.61	2.60	0.009	0.00	0	0	0.60	13.85	0.20	8.31	0.1186	1	2.60	0.009
	2338			0.10	23.23	23.10	0.096	0.10	2.31	0.0096							23.10	0.096
	2339			0.50	12.30	12.00	0.218	0.50	6	0.109							12.00	0.218
					0.00			0.00	0	0								
					0.00			0.00	0	0								
														Wt. Au g/t	Wt. Cu %			
7ILEA 46	2389	3470	LEYTON	0.40	2.45	2.40	0.039	0.00	0	0	0.45	28.41	0.38	12.7835	0.1727	1	2.40	0.039
	2390	3470	LEYTON	0.40	32.15	31.60	0.401	0.40	12.64	0.1604							31.60	0.401
	2391			1.20	3.21	2.87	0.246	0.05	0.1435	0.0123							2.87	0.246
					0.00			0.00	0	0								
					0.00			0.00	0	0								
														Wt. Au g/t	Wt. Cu %			
7ILEA 47	2392	3470	LEYTON	0.40	6.57	6.17	0.289	0.40	2.468	0.1156	1.70	10.66	0.79	18.114	1.3355	1	6.17	0.289
	2393	3470	LEYTON	0.20	51.16	48.20	2.165	0.20	9.64	0.433							48.20	2.165
	2394	3470	LEYTON	1.00	4.61	3.81	0.584	1.00	3.81	0.584							3.81	0.584
	2395	3470	LEYTON	0.10	24.74	21.96	2.029	0.10	2.196	0.2029							21.96	2.029
	2396	3470	LEYTON	0.40	2.47	2.36	0.084	0.00	0	0							2.36	0.084

90N LEY 3470

Mining width

		#Sections	Total width		Grd/area	Au g/t	Cu %	AREA	avg.width	Length	Au Eq g/t
631	90N LEY 3470	4	3.20	Au:	60.54	**13.24**	**0.53**	4.57	**0.80**	5.71	13.97
				Cu:	2.43						189.33%
		7	5.9	Au:	57.5207857	6.8245	0.352008475	8.42857143	0.84285714	10	7.37830821

100N LEY 3470

7ILEA 48	2397	3470	LEYTON	0.60	4.35	4.02	0.244	0.60	2.412	0.1464	1.40	16.10	0.35	22.537	0.48675	1	4.02	0.244
	2398	3470	LEYTON	0.15	64.26	63.50	0.554	0.15	9.525	0.0831							63.50	0.554
	2399	3470	LEYTON	0.50	7.73	7.43	0.222	0.50	3.715	0.111							7.43	0.222
	2400	3470	LEYTON	0.15	47.23	45.90	0.975	0.15	6.885	0.14625							45.90	0.975
					0.00			0.00	0	0								
7ILEA 49	2401	3470	LEYTON	0.10	115.66	104.50	8.160	0.10	10.45	0.816	1.60	14.73	1.22	23.57	1.95	1	104.50	8.160
	2402	3470	LEYTON	0.80	3.49	2.50	0.720	0.80	2	0.576							2.50	0.720
	2403	3470	LEYTON	0.10	11.85	9.80	1.500	0.10	0.98	0.15							9.80	1.500
	2404	3470	LEYTON	0.60	17.83	16.90	0.680	0.60	10.14	0.408							16.90	0.680
					0.00			0.00	0	0								
														Wt. Au g/t	Wt. Cu %			
7ILEA 50	2405	3470	LEYTON	0.30	11.91	10.40	1.105	0.30	3.12	0.3315	0.60	9.62	0.83	5.769	0.4959	1	10.40	1.105
	2406	3470	LEYTON	0.30	9.58	8.83	0.548	0.30	2.649	0.1644							8.83	0.548
	2407	3470	LEYTON	0.50	0.20	0.17	0.025	0.00	0	0							0.17	0.025
					0.00			0.00	0	0								
					0.00			0.00	0	0								
7ILEA 51	2718	3470	LEYTON	0.50	9.65	9.07	0.423	0.45	4.0815	0.19035	0.45	9.07	0.42	4.0815	0.19035	1	9.07	0.423
	2719	3470	LEYTON	0.80	0.56	0.24	0.237	0.00	0	0							0.24	0.237
					0.00			0.00	0	0								
					0.00			0.00	0	0								
					0.00			0.00	0	0								
														Wt. Au g/t	Wt. Cu %			
7ILEA 52	2720	3470	LEYTON	0.80	8.93	8.03	0.656	0.80	6.424	0.5248	1.40	9.53	0.61	13.342	0.847	1	8.03	0.656
	2721			0.60	12.26	11.53	0.537	0.60	6.918	0.3222							11.53	0.537
					0.00			0.00	0	0								
					0.00			0.00	0	0								
					0.00			0.00	0	0								
														Wt. Au g/t	Wt. Cu %			
7ILEA 53	2722	3470	LEYTON	0.70	39.34	34.90	3.248	0.70	24.43	2.2736	0.70	34.90	3.25	24.43	2.2736	1	34.90	3.248
	2723	3470	LEYTON	0.40	3.75	3.35	0.290	0.00	0	0							3.35	0.290
					0.00			0.00	0	0								
					0.00			0.00	0	0								
					0.00			0.00	0	0								
														Wt. Au g/t	Wt. Cu %			
7ILEA 54	2724	3470	LEYTON	0.80	5.34	4.73	0.446	0.15	0.7095	0.0669	0.45	14.18	2.80	6.3795	1.2597	1	4.73	0.446
	2725	3470	LEYTON	0.30	24.34	18.90	3.976	0.30	5.67	1.1928							18.90	3.976
					0.00			0.00	0	0								
					0.00			0.00	0	0								
					0.00			0.00	0	0								

100N LEY 3470

		Mining width										
		#Sections	Total width		Grd/area	Au g/t	Cu %	AREA	avg.width	Length	Au Eq g/t
696	100N LEY 3470	7	6.60	Au:	143.01	**15.17**	**1.14**	9.43	**0.94**	10.00	16.72
				Cu:	10.72						100.89%
		7	8.00	Au:	171.50	**15.01**	**1.00**	11.43	**1.14**	10.00	16.58

110N LEY 3470

7ILEA 55	2726	3470	LEYTON	0.40	9.37	7.73	1.196	0.40	3.092	0.4784	0.45	7.22	1.11	3.248	0.501	1	7.73	1.196
	2727	3470	LEYTON	0.70	3.74	3.12	0.452	0.05	0.156	0.0226							3.12	0.452
					0.00			0.00	0	0								
					0.00			0.00	0	0								
					0.00			0.00	0	0								
														Wt. Au g/t	Wt. Cu %			
7ILEA 56	2728	3470	LEYTON	0.20	10.22	9.70	0.377	0.20	1.94	0.0754	1.20	11.18	0.69	13.418	0.8252	1	9.70	0.377
	2729	3470	LEYTON	0.60	4.99	4.33	0.479	0.60	2.598	0.2874							4.33	0.479
	2730	3470	LEYTON	0.40	23.78	22.20	1.156	0.40	8.88	0.4624							22.20	1.156
					0.00			0.00	0	0								
					0.00			0.00	0	0								
														Wt. Au g/t	Wt. Cu %			
7ILEA 57	2731	3470	LEYTON	0.30	18.36	18.00	0.260	0.30	5.4	0.078	0.45	12.46	0.20	5.6085	0.0909	1	18.00	0.260
	2732	3470	LEYTON	0.60	1.51	1.39	0.086	0.15	0.2085	0.0129							1.39	0.086
					0.00			0.00	0	0								
					0.00			0.00	0	0								
					0.00			0.00	0	0								
														Wt. Au g/t	Wt. Cu %			
7ILEA 58	2733	3470	LEYTON	0.20	5.07	4.70	0.274	0.20	0.94	0.0548	0.45	2.73	0.18	1.2275	0.0823	1	4.70	0.274
	2734	3470	LEYTON	0.60	1.30	1.15	0.110	0.25	0.2875	0.0275							1.15	0.110
	2735	3470	LEYTON	0.30	4.08	3.63	0.329	0.00	0	0							3.63	0.329
					0.00			0.00	0	0								
					0.00			0.00	0	0								
7ILEA 59	2736	3470	LEYTON	0.70	4.20	4.13	0.054	0.70	2.891	0.0378	0.85	4.44	0.08	3.7745	0.0693	1	4.13	0.054
	2737	3470	LEYTON	0.15	6.18	5.89	0.210	0.15	0.8835	0.0315							5.89	0.210
					0.01	0.01		0.00	0	0								
					0.00			0.00	0	0								
					0.00			0.00	0	0								
														Wt. Au g/t	Wt. Cu %			
7ILEA 60	2738	3470	LEYTON	0.80	2.49	2.45	0.029	0.05	0.1225	0.00145	0.45	8.83	0.53	3.9745	0.23825	1	2.45	0.029
	2739			0.40	10.44	9.63	0.592	0.40	3.852	0.2368							9.63	0.592
					0.00			0.00	0	0								
					0.00			0.00	0	0								
					0.00			0.00	0	0								

110N LEY 3470

Mining width

		#Sections	Total width		Grd/area	Au g/t	Cu %	AREA	avg.width	Length	Au Eq g/t
755	10N LEY 3470	6	3.85	Au:	52.09	**8.12**	**0.47**	6.42	**0.64**	10.00	8.76
				Cu:	3.01						136.85%
		6	5.25	Au:	43.158125	5.75441667	0.410857143	7.5	0.875	8.571428571	6.40

120N LEY 3470

7ILEA 61	2740	3470	LEYTON	0.04	7.39	5.90	1.089	0.04	0.236	0.04356	0.44	2.27	0.28	0.998	0.12116	1	5.90	1.089
	2741	3470	LEYTON	0.10	8.65	7.59	0.776	0.10	0.759	0.0776							7.59	0.776
				1.00	0.01	0.01	0.000	0.30	0.003	0							0.00	0.000
					0.00			0.00	0	0								
					0.00			0.00	0	0								
														Wt. Au g/t	Wt. Cu %			
7ILEA 62	2742	3470	LEYTON	0.30	15.84	15.05	0.576	0.30	4.515	0.1728	0.70	9.58	0.53	6.703	0.3676	1	15.05	0.576
	2743	3470	LEYTON	0.40	6.14	5.47	0.487	0.40	2.188	0.1948							5.47	0.487
				1.00	0.00	0.00	0.000	0.00	0	0							0.00	0.000
					0.00			0.00	0	0								
					0.00			0.00	0	0								
#sec.	muestra	NIVEL	SECTOR	POTENCIA	SECTION	AU	CU										AU	CU
7ILEA 63	2958	3470	LEYTON	0.50	1.47	1.18	0.210	0.10	0.118	0.021	0.45	23.98	4.25	10.793	1.911	1	1.18	0.210
	2959			0.35	37.89	30.50	5.400	0.35	10.675	1.89							30.50	5.400
	2960			0.50	0.95	0.78	0.126	0.00	0	0							0.78	0.126
					0.00			0.00	0	0								
					0.00			0.00	0	0								
														Wt. Au g/t	Wt. Cu %			
7ILEA 64	2961	3470	LEYTON	0.50	0.51	0.32	0.139	0.00	0	0	0.45	19.84	2.26	8.928	1.0161	1	0.32	0.139
	2962	3470	LEYTON	0.30	33.55	29.10	3.250	0.30	8.73	0.975							29.10	3.250
	2963			0.50	1.69	1.32	0.274	0.15	0.198	0.0411							1.32	0.274
					0.00			0.00	0	0								
					0.00			0.00	0	0								
														Wt. Au g/t	Wt. Cu %			
7ILEA 65	2964	3470	LEYTON	0.40	12.15	11.33	0.602	0.40	4.532	0.2408	0.55	13.94	0.75	7.667	0.4133	1	11.33	0.602
	2965	3470	LEYTON	0.15	22.47	20.90	1.150	0.15	3.135	0.1725							20.90	1.150
	2966			0.50	1.70	0.92	0.567	0.00	0	0							0.92	0.567
					0.00			0.00	0	0								
					0.00			0.00	0	0								
								0.00	0	0								
7ILEA 66	2967	3470	LEYTON	0.25	44.75	40.00	3.470	0.25	10	0.8675	1.10	12.72	1.75	13.9955	1.92325	1	40.00	3.470
	2968			0.50	0.50	0.34	0.120	0.50	0.17	0.06							0.34	0.120
	2969			0.35	14.82	10.93	2.845	0.35	3.8255	0.99575							10.93	2.845
					0.00			0.00	0	0								
					0.00			0.00	0	0								
														Wt. Au g/t	Wt. Cu %			
7ILEA 67	2970	3470	LEYTON	0.40	0.41	0.32	0.069	0.30	0.096	0.0207	0.45	2.94	0.86	1.3215	0.3864	1	0.32	0.069
	2971	3470	LEYTON	0.15	11.51	8.17	2.438	0.15	1.2255	0.3657							8.17	2.438
					0.00			0.00	0	0								
					0.00			0.00	0	0								
					0.00			0.00	0	0								
														Wt. Au g/t	Wt. Cu %			

120N LEY 3470

Mining width

		#Sections	Total width		Grd/area	Au g/t	Cu %	AREA	avg.width	Length	Au Eq g/t
817	120N LEY 3470	7	4.14	Au:	72.01	**12.18**	**1.48**	5.91	**0.59**	10.00	14.20
				Cu:	8.77						163.12%
		7.00	5.3	Au:	52.2417755	6.89985714	1.149001887	7.57142857	0.75714286	10	8.71

BLOCK 130N LEYTON

7ILEA 68	2972	3470	LEYTON	0.10	39.22	33.90	3.890	0.10	3.39	0.389	1.25	8.77	1.07	10.9615	1.3407	1	33.90	3.890
	2973	3470	LEYTON	0.60	1.56	1.28	0.202	0.60	0.768	0.1212							1.28	0.202
	2974			0.55	14.44	12.37	1.510	0.55	6.8035	0.8305							12.37	1.510
				1.00	0.00	0.00	0.000	0.00	0	0							0.00	0.000
					0.00			0.00	0	0								
7ILEA 69	2975	3470	LEYTON	0.50	5.84	4.67	0.857	0.50	2.335	0.4285	1.70	13.88	4.10	23.59	6.9715	1	4.67	0.857
	2976			0.50	38.01	26.00	8.780	0.50	13	4.39							26.00	8.780
	2977			0.50	0.56	0.55	0.010	0.50	0.275	0.005							0.55	0.010
	2978			0.20	54.59	39.90	10.740	0.20	7.98	2.148							39.90	10.740
					0.00			0.00	0	0								
														Wt. Au g/t	Wt. Cu %			
7ILEA 70	2979	3470	LEYTON	0.25	1.36	1.15	0.153	0.00	0	0	0.45	33.79	1.83	15.206	0.8251	1	1.15	0.153
	2980	3470	LEYTON	1.00	1.41	1.14	0.200	0.10	0.114	0.02							1.14	0.200
	2981			0.25	57.25	54.10	2.302	0.25	13.525	0.5755							54.10	2.302
	2982			0.10	18.81	15.67	2.296	0.10	1.567	0.2296							15.67	2.296
					0.00	0.00	0.000	0.00	0	0							0.00	0.000
														Wt. Au g/t	Wt. Cu %			
7ILEA 71	2983	3470	LEYTON	0.25	5.44	4.00	1.050	0.00	0	0	0.50	54.80	3.50	27.4	1.75	1	4.00	1.050
	2984	3470	LEYTON	1.10	1.11	0.88	0.167	0.00	0	0							0.88	0.167
	2985			0.50	59.59	54.80	3.500	0.50	27.4	1.75							54.80	3.500
					0.00			0.00	0	0								
					0.00			0.00	0	0								
								0.00	0	0								
7ILEA 72	2986	3470	LEYTON	0.40	1.05	0.84	0.156	0.00	0	0	0.45	0.22	1.66	0.099	0.74835	1	0.84	0.156
	2987			0.50	0.48	0.37	0.077	0.00	0	0							0.37	0.077
	2988			0.60	2.50	0.22	1.663	0.45	0.099	0.74835							0.22	1.663
					0.00			0.00	0	0								
					0.00			0.00	0	0								
														Wt. Au g/t	Wt. Cu %			
7ILEA 73	2989	3470	LEYTON	0.40	0.63	0.53	0.070	0.10	0.053	0.007	0.45	48.88	2.61	21.998	1.176	1	0.53	0.070
	2990	3470	LEYTON	0.35	67.27	62.70	3.340	0.35	21.945	1.169							62.70	3.340
	2991			0.50	0.28	0.20	0.059	0.00	0	0							0.20	0.059
					0.00			0.00	0	0								
					0.00			0.00	0	0								
														Wt. Au g/t	Wt. Cu %			
7ILEA 74	2992	3470	LEYTON	0.40	0.64	0.60	0.029	0.00	0	0	0.45	9.89	3.22	4.45	1.4485	1	0.60	0.029
	2993	3470	LEYTON	0.25	24.51	17.00	5.490	0.25	4.25	1.3725							17.00	5.490
	2994			0.50	1.52	1.00	0.380	0.20	0.2	0.076							1.00	0.380
					0.00			0.00	0	0								
					0.00			0.00	0	0								
								0.00	0	0								

BLOCK 130N LEYTON

		Mining width										
		#Sections	Total width		Grd/area	Au g/t	Cu %	AREA	avg.width	Length	Au Eq g/t
885	CK 130N LEYTON	7	5.25	Au:	148.15	**19.75**	**2.72**	7.50	**0.75**	10.00	23.47
				Cu:	20.37						129.52%
		7.00	7.35	Au:	158.88675	15.1320714	1.899517007	10.5	1.05	10	18.12

140N LEY 3470

BLOCK 140N LEYTON

7ILEA 75	2995	3470	LEYTON	0.50	3.56	3.33	0.168	0.25	0.8325	0.042	0.45	17.41	5.42	7.8325	2.44	1	3.33	0.168
	2996			0.20	51.40	35.00	11.990	0.20	7	2.398							35.00	11.990
	2997			0.40	0.81	0.67	0.103	0.00	0	0							0.67	0.103
					0.00			0.00	0	0								
					0.00			0.00	0	0								
														Wt. Au g/t	Wt. Cu %			
7ILEA 76	2998	3470	LEYTON	0.30	0.92	0.83	0.063	0.00	0	0	0.45	7.48	0.50	3.3665	0.2268	1	0.83	0.063
	2999	3470	LEYTON	0.40	8.77	8.00	0.563	0.40	3.2	0.2252							8.00	0.563
	3000			0.50	3.37	3.33	0.032	0.05	0.1665	0.0016							3.33	0.032
					0.00			0.00	0	0								
					0.00			0.00	0	0								
														Wt. Au g/t	Wt. Cu %			
7ILEA 77	3051	3470	LEYTON	0.30	6.71	5.30	1.034	0.30	1.59	0.3102	0.45	3.86	0.71	1.7355	0.3192	1	5.30	1.034
	3052	3470	LEYTON	0.60	1.05	0.97	0.060	0.15	0.1455	0.009							0.97	0.060
					0.00			0.00	0	0								
					0.00			0.00	0	0								
					0.00			0.00	0	0								
7ILEA 78	3053	3470	LEYTON	0.50	18.32	16.50	1.330	0.50	8.25	0.665	0.50	16.50	1.33	8.25	0.665	1	16.50	1.330
	3054			0.60	0.54	0.43	0.080	0.00	0	0							0.43	0.080
					0.00			0.00	0	0								
					0.00			0.00	0	0								
					0.00			0.00	0	0								
														Wt. Au g/t	Wt. Cu %			
7ILEA 79	3055	3470	LEYTON	0.50	17.11	13.30	2.782	0.50	6.65	1.391	0.50	13.30	2.78	6.65	1.391	1	13.30	2.782
	3056	3470	LEYTON	0.60	1.25	1.17	0.061	0.00	0	0							1.17	0.061
					0.00			0.00	0	0								
					0.00			0.00	0	0								
					0.00			0.00	0	0								
7ILEA 80	3435	3470	LEYTON	0.15	21.77	20.19	1.153	0.15	3.0285	0.17295	0.45	7.11	0.40	3.1995	0.17955	1	20.19	1.153
	3436	3470	LEYTON	0.90	0.60	0.57	0.022	0.30	0.171	0.0066							0.57	0.022
					0.00			0.00	0	0								
					0.00			0.00	0	0								
					0.00			0.00	0	0								
														Wt. Au g/t	Wt. Cu %			
7ILEA 81	3437	3470	LEYTON	0.15	3.56	3.17	0.286	0.15	0.4755	0.0429	0.45	2.32	0.29	1.0455	0.132	1	3.17	0.286
	3438	3470	LEYTON	0.90	2.31	1.90	0.297	0.30	0.57	0.0891							1.90	0.297
					0.00			0.00	0	0								
					0.00			0.00	0	0								
					0.00			0.00	0	0								

140N LEY 3470

		Mining width										
		#Sections	Total width		Grd/area	Au g/t	Cu %	AREA	avg.width	Length	Au Eq g/t
950	40N LEY 3470	7	3.25	Au:	45.83	**9.87**	**1.65**	4.64	**0.46**	10.00	12.12
				Cu:	7.65						172.61%
		7.00	4.9	Au:	36.1375	5.1625	1.183387755	7	0.7	10	7.02

BLOCK 150N LEYTON

7ILEA 82	3439	3470	LEYTON	0.10	8.90	7.75	0.841	0.10	0.775	0.0841	0.45	1.86	0.20	0.838	0.09005	1	7.75	0.841
	3440	3470	LEYTON	0.80	0.20	0.18	0.017	0.35	0.063	0.00595							0.18	0.017
					0.00			0.00	0	0								
					0.00			0.00	0	0								
					0.00			0.00	0	0								
														Wt. Au g/t	Wt. Cu %			
7ILEA 83	3441	3470	LEYTON	0.20	29.03	28.85	0.132	0.20	5.77	0.0264	0.45	13.07	0.07	5.88	0.0329	1	28.85	0.132
	3442	3470	LEYTON	0.70	0.48	0.44	0.026	0.25	0.11	0.0065							0.44	0.026
					0.00			0.00	0	0								
					0.00			0.00	0	0								
					0.00			0.00	0	0								
														Wt. Au g/t	Wt. Cu %			
7ILEA 84	3443	3470	LEYTON	0.20	17.55	16.80	0.545	0.20	3.36	0.109	0.45	7.63	0.25	3.4325	0.1115	1	16.80	0.545
	3444	3470	LEYTON	1.00	0.30	0.29	0.010	0.25	0.0725	0.0025							0.29	0.010
					0.00			0.00	0	0								
					0.00			0.00	0	0								
					0.00			0.00	0	0								
														Wt. Au g/t	Wt. Cu %			
7ILEA 85	3445	3470	LEYTON	0.10	3.99	3.07	0.673	0.10	0.307	0.0673	0.45	0.93	0.16	0.419	0.0722	1	3.07	0.673
	3446	3470	LEYTON	0.80	0.34	0.32	0.014	0.35	0.112	0.0049							0.32	0.014
					0.00			0.00	0	0								
					0.00			0.00	0	0								
					0.00			0.00	0	0								
														Wt. Au g/t	Wt. Cu %			
7ILEA 86	3447	3470	LEYTON	0.20	11.15	10.30	0.621	0.20	2.06	0.1242	0.45	5.09	0.29	2.29	0.1327	1	10.30	0.621
	3448	3470	LEYTON	0.90	0.97	0.92	0.034	0.25	0.23	0.0085							0.92	0.034
					0.00			0.00	0	0								
					0.00			0.00	0	0								
					0.00			0.00	0	0								
														Wt. Au g/t	Wt. Cu %			
7ILEA 87	3449	3470	LEYTON	0.20	3.19	3.18	0.010	0.20	0.636	0.002	0.45	1.82	0.03	0.8185	0.01175	1	3.18	0.010
	3450	3470	LEYTON	1.00	0.78	0.73	0.039	0.25	0.1825	0.00975							0.73	0.039
					0.00			0.00	0	0								
					0.00			0.00	0	0								
					0.00			0.00	0	0								
														Wt. Au g/t	Wt. Cu %			

150N LEYTON

Mining width

		#Sections	Total width		Grd/area	Au g/t	Cu %	AREA	avg.width	Length	Au Eq g/t
1009	150N LEYTON	6	2.70	Au:	19.54	**5.07**	**0.17**	3.86	**0.45**	8.57	5.29
				Cu:	0.64						205.07%
		6.00	4.2	Au:	14.398	2.39966667	0.115738095	6	0.7	8.571428571	2.58

BLOCK 160N LEYTON

7ILEA 88	3451	3470	LEYTON	0.15	3.38	3.09	0.210	0.15	0.4635	0.0315	0.45	1.20	0.09	0.5385	0.0399	1	3.09	0.210
	3452	3470	LEYTON	1.00	0.29	0.25	0.028	0.30	0.075	0.0084							0.25	0.028
					0.00			0.00	0	0								
					0.00			0.00	0	0								
					0.00			0.00	0	0								
7ILEA 89	3496	3470	LEYTON	0.50	1.73	1.36	0.274	0.00	0	0	0.45	3.00	0.99	1.35	0.44685	1	1.36	0.274
	3497	3470	LEYTON	0.80	4.36	3.00	0.993	0.45	1.35	0.44685							3.00	0.993
					0.00			0.00	0	0								
					0.00			0.00	0	0								
					0.00			0.00	0	0								
7ILEA 90	3498	3470	LEYTON	0.50	4.77	1.75	2.207	0.45	0.7875	0.99315	0.45	1.75	2.21	0.7875	0.99315	1	1.75	2.207
	3499	3470	LEYTON	1.00	0.28	0.13	0.106	0.00	0	0							0.13	0.106
					0.00			0.00	0	0								
					0.00			0.00	0	0								
					0.00			0.00	0	0								
7ILEA 91	3500	3470	LEYTON	0.15	5.91	3.53	1.738	0.15	0.5295	0.2607	0.45	1.28	0.67	0.5775	0.3024	1	3.53	1.738
	3551	3470	LEYTON	0.80	0.35	0.16	0.139	0.30	0.048	0.0417							0.16	0.139
					0.00			0.00	0	0								
					0.00			0.00	0	0								
					0.00			0.00	0	0								
7ILEA 92	3552	3470	LEYTON	0.10	12.08	3.80	6.050	0.10	0.38	0.605	0.45	0.98	1.46	0.443	0.6582	1	3.80	6.050
	3553	3470	LEYTON	0.90	0.39	0.18	0.152	0.35	0.063	0.0532							0.18	0.152
					0.00			0.00	0	0								
					0.00			0.00	0	0								
					0.00			0.00	0	0								
7ILEA 93	3554	3470	LEYTON	0.10	74.28	64.00	7.510	0.10	6.4	0.751	0.45	15.22	1.80	6.848	0.80945	1	77.60	7.510
	3555	3470	LEYTON	0.90	1.51	1.28	0.167	0.35	0.448	0.05845							1.28	0.167
					0.00			0.00	0	0								
					0.00			0.00	0	0								
					0.00			0.00	0	0								

160N LEY 3470

Mining width

		#Sections	Total width		Grd/area	Au g/t	Cu %	AREA	avg.width	Length	Au Eq g/t
1068	160N LEY 3470	6	2.70	Au:	15.06	**3.91**	**1.20**	3.86	**0.45**	8.57	5.55
				Cu:	4.64						#¡DIV/0!

BLOCK 170N LEYTON

7ILEA 94	3556	3470	LEYTON	0.50	0.79	0.50	0.211	0.00	0	0	0.00	0.00	0.00	0	0	0	0.50	0.211
					*NOT USED	0.00	0.000	0.00	0	0							0.00	0.000
								0.00	0	0								
								0.00	0	0								
								0.00	0	0								
7ILEA 95	3557	3470	LEYTON	0.30	0.90	0.86	0.026	0.00	0	0	0.45	1.21	0.20	0.546	0.09045	1	0.86	0.026
	3558	3470	LEYTON	0.15	2.67	2.50	0.127	0.15	0.375	0.01905							2.50	0.127
	3559	3470	LEYTON	0.80	0.90	0.57	0.238	0.30	0.171	0.0714							0.57	0.238
					0.00			0.00	0	0								
					0.00			0.00	0	0								
7ILEA 96	3560	3470	LEYTON	0.30	2.84	2.75	0.063	0.30	0.825	0.0189	0.45	2.05	0.06	0.9225	0.02745	1	2.75	0.063
	3561	3470	LEYTON	0.90	0.73	0.65	0.057	0.15	0.0975	0.00855							0.65	0.057
					0.00			0.00	0	0								
					0.00			0.00	0	0								
					0.00			0.00	0	0								
7ILEA 97	3562	3470	LEYTON	0.20	14.87	14.50	0.270	0.20	2.9	0.054	0.45	6.84	0.15	3.08	0.0665	1	14.50	0.270
	3563	3470	LEYTON	1.00	0.79	0.72	0.050	0.25	0.18	0.0125							0.72	0.050
					0.00			0.00	0	0								
					0.00			0.00	0	0								
					0.00			0.00	0	0								
7ILEA 98	3564	3470	LEYTON	0.15	27.67	20.25	5.420	0.15	3.0375	0.813	0.45	8.44	1.98	3.7965	0.8901	1	20.25	5.420
	3565	3470	LEYTON	0.60	2.88	2.53	0.257	0.30	0.759	0.0771							2.53	0.257
					0.00	0.00	0.000	0.00	0	0							0.00	0.000
					0.00			0.00	0	0								
					0.00			0.00	0	0								
7ILEA 99	3566	3470	LEYTON	0.05	83.59	75.65	5.805	0.05	3.7825	0.29025	0.90	15.32	5.11	13.7855	4.60145	1	75.65	5.805
	3567	3470	LEYTON	0.70	0.71	0.49	0.161	0.70	0.343	0.1127							0.49	0.161
	3568	3470	LEYTON	0.15	102.70	64.40	27.990	0.15	9.66	4.1985							64.40	27.990
					0.00			0.00	0	0								
					0.00			0.00	0	0								
7ILEA 100	3569	3470	LEYTON	0.80	1.26	1.02	0.177	0.35	0.357	0.06195	0.45	31.26	1.36	14.067	0.61095	1	1.02	0.177
	3570	3470	LEYTON	0.10	144.61	137.10	5.490	0.10	13.71	0.549							137.10	5.490
					0.00			0.00	0	0								
					0.00			0.00	0	0								
					0.00			0.00	0	0								
7ILEA 101	3571	3470	LEYTON	0.70	21.08	20.80	0.207	0.70	14.56	0.1449	1.00	36.82	1.04	36.82	1.0404	1	20.80	0.207
	3572	3470	LEYTON	0.30	78.28	74.20	2.985	0.30	22.26	0.8955							74.20	2.985
					0.00			0.00	0	0								
					0.00			0.00	0	0								
					0.00			0.00	0	0								

BLOCK 170N LEYTON

		Mining width											
		#Sections	Total width		Grd/area	Au g/t	Cu %	AREA	avg.width	Length	Au Eq g/t
1139	CK 170N LEYTON	7	4.15	Au:	104.31	**17.59**	**1.77**	5.93	**0.59**	10.00	20.01
				Cu:	10.47						221.83%
		8.00	5.9	Au:	68.6033036	8.139375	0.560067797	8.42857143	0.7375	11.42857143	9.02

190N 3470

7ILEA 102	3573	3470	LEYTON	0.80	A	0.70	0.020	0.01	0.007	0.0002	0.01	0.70	0.02	0.007	0.0002	1	0.70	0.020
	3574	3470	LEYTON	0.80	B	0.23	0.017	0.00	0	0							0.23	0.017
								0.00	0	0								
								0.00	0	0								
								0.00	0	0								
7ILEA 103	4044	3470	LEYTON	0.40	2.00	1.76	0.179	0.00	0	0	1.10	20.24	3.13	22.26	3.447	1	1.76	0.179
	4045	3470	LEYTON	0.10	197.85	169.30	20.870	0.10	16.93	2.087							169.30	20.870
	4046	3470	LEYTON	1.00	7.19	5.33	1.360	1.00	5.33	1.36							5.33	1.360
					0.00			0.00	0	0								
					0.00			0.00	0	0								
7ILEA 104	4047	3470	LEYTON	0.50	3.45	3.01	0.321	0.00	0	0	0.75	26.40	4.38	19.8	3.2862	1	3.01	0.321
	4048	3470	LEYTON	0.15	145.48	120.00	18.620	0.15	18	2.793							120.00	18.620
	4049	3470	LEYTON	0.60	4.12	3.00	0.822	0.60	1.8	0.4932							3.00	0.822
					0.00			0.00	0	0								
					0.00			0.00	0	0								
7ILEA 105	4050	3470	LEYTON	0.50	1.46	1.24	0.158	0.00	0	0	0.70	24.99	3.52	17.49	2.4632	1	1.24	0.158
	4051	3470	LEYTON	0.10	180.52	150.00	22.310	0.10	15	2.231							150.00	22.310
	4052	3470	LEYTON	0.60	4.68	4.15	0.387	0.60	2.49	0.2322							4.15	0.387
					0.00			0.00	0	0								
					0.00			0.00	0	0								
7ILEA 106	4053	3470	LEYTON	0.50	3.80	3.48	0.237	0.38	1.3224	0.09006	0.45	26.89	1.46	12.1024	0.65909	1	3.48	0.237
	4054	3470	LEYTON	0.07	165.12	154.00	8.129	0.07	10.78	0.56903							154.00	8.129
	4055	3470	LEYTON	0.40	3.27	2.82	0.329	0.00	0	0							2.82	0.329
					0.00			0.00	0	0								
					0.00			0.00	0	0								
7ILEA 107	4056	3470	LEYTON	0.40	0.81	0.68	0.093	0.00	0	0	0.45	44.36	2.26	19.962	1.01695	1	0.68	0.093
	4057	3470	LEYTON	0.10	208.83	195.00	10.110	0.10	19.5	1.011							309.00	10.110
	4058	3470	LEYTON	0.50	1.34	1.32	0.017	0.35	0.462	0.00595							1.32	0.017
					0.00			0.00	0	0								
					0.00			0.00	0	0								
7ILEA 108	4059	3470	LEYTON	0.20	85.77	80.00	4.220	0.20	16	0.844	1.20	34.17	1.57	41	1.879	1	80.00	4.220
	4060	3470	LEYTON	1.00	26.42	25.00	1.035	1.00	25	1.035							25.00	1.035
					0.00			0.00	0	0								
					0.00			0.00	0	0								
					0.00			0.00	0	0								
7ILEA 109	4061	3470	LEYTON	0.30	60.11	50.00	7.390	0.30	15	2.217	1.30	14.08	2.48	18.3	3.226	1	50.00	7.390
	4062	3470	LEYTON	1.00	4.68	3.30	1.009	1.00	3.3	1.009							3.30	1.009
					0.00			0.00	0	0								
					0.00			0.00	0	0								
					0.00			0.00	0	0								
7ILEA 110	4063	3470	LEYTON	0.20	209.64	195.00	10.699	0.20	39	2.1398	0.45	87.54	4.78	39.3925	2.15255	1	236.00	10.699
	4064	3470	LEYTON	0.50	1.64	1.57	0.051	0.25	0.3925	0.01275							1.57	0.051
					0.00			0.00	0	0								
					0.00			0.00	0	0								
					0.00			0.00	0	0								
7ILEA 111	4065	3470	LEYTON	0.20	191.66	181.00	7.790	0.20	36.2	1.558	0.45	81.04	3.53	36.47	1.59	1	181.00	7.790
	4066	3470	LEYTON	0.50	1.26	1.08	0.128	0.25	0.27	0.032							1.08	0.128
					0.00			0.00	0	0								
					0.00			0.00	0	0								
					0.00			0.00	0	0								

****

190N 3470

				Mining width										
				#Sections	Total width		Grd/area	Au g/t	Cu %	AREA	avg.width	Length	Au Eq g/t	
Sections - Level 3470	1218	190N 3470		9	6.85	Au:	323.97	33.11	2.88	9.79	0.76	12.86	37.04	Attachment A
Pimenton - Leyton Vein						Cu:	28.17						115.83%	Technical Report - August 2002
				9.00	8.15	Au:	327.705857	28.1465153	2.437907975	11.6428571	0.90555556	12.85714286	31.98	

LEYTON VEIN SUMMARY

3470 Level

Summary by Section		F		P	Q	M	N	R	I		Stope LE4, extende		STOPE LE4		STOPE LE3		STOPE LE1	
											Grade AuEq	30.62	Grade AuEq	17.52	Grade AuEq	13.99	Grade AuEq	27.64
Section	G	Line	Block	Width	Lenght	Au g/t	Cu %	AuEQ	# Channel		15.71	481.14	18.06	316.32	32.86	459.54	27.77	767.41
250										0								
240	240N LEYTO		1373	0.50	5.00	0.46	0.19	0.72	3	0								
230	230N LEYTO		1346	0.38	5.00	2.53	0.83	3.67	6	0								
220	220N LEYTO		1300	0.55	10.00	5.22	0.41	5.78	6	0								
210	210N LEYTO		1253 LE5	0.68	10.00	11.18	0.96	12.50	7	0								
200	200N LEYTC		1200 LE5	0.19	5.00	19.29	1.00	20.65	4	0	0.00	0.00						
190	190N 3470		1218 LE4	0.761	12.86	33.11	2.88	37.04	9	1.00	9.79	362.51						
180			LE4								0.00	0.00						
170	BLOCK 170N		1139 LE4	0.593	10.00	17.59	1.77	20.01	7	1	5.93	118.63						
160	160N LEY 34		1068 LE4	0.450	8.57	3.91	1.20	5.55	6	0	0.00	0.00						
150	150N LEYTOI		1009 LE4	0.450	8.57	5.07	0.17	5.29	6	0	0.00	0.00						
140	140N LEY 34		950 LE4 > 3	0.464	10.00	9.87	1.65	12.12	7	1			4.64	56.29				
130	BLOCK 130N		885 LE3	0.750	10.00	19.75	2.72	23.47	7	1			7.50	176.02				
120	120N LEY 34		817 LE3	0.591	10.00	12.18	1.48	14.20	7	1			5.91	84.01				
110	110N LEY 34		755 LE3	0.642	10.00	8.12	0.47	8.76	6	1								
100	100N LEY 34		696 LE3	0.943	10.00	15.17	1.14	16.72	7	1					9.43	157.68		
90	90N LEY 347		631 LE3	0.800	5.71	13.24	0.53	13.97	4	1					4.57	63.86		
80	80N LEY 347		566	0.529	10.00	9.81	1.32	11.63	7	1					5.29	61.46		
70	70N LEY 347		501 LE2	0.850	10.00	10.35	0.65	11.24	7	1					8.50	95.58		
60	60N LEY 347		436 LE2	0.507	10.00	15.84	0.09	15.96	7	1					5.07	80.96		
50	50N LEY 347		371 LE2	0.500	10.00	9.30	0.23	9.61	9									
40	BLOCK 40N L		295	0.517	15.00	10.47	0.08	10.58	9									
30																		
20																		
10																		
0										1							0.00	0.00
-10	10S LEY 3470		54 LE1	0.521	11.00	14.14	0.43	14.73	7	1							5.74	84.48
-20	20S LEY 347		105 LE1	0.642	10.00	17.40	0.71	18.38	6	1							6.42	117.94
-30	30S LEY 347		173 LE1	0.850	12.00	42.35	1.85	44.88	8	1							10.20	457.74
-40	40S LEY 347		224 LE1	0.542	10.00	18.17	1.19	19.80	6	1							5.42	107.25
-50																		
-60																		
-70																		
-80																		
-90																		
-100	South																	
			LE1	0.65	43.00	26.04	1.16	27.64										
			LE2	0.41	45.71	22.82	1.41	24.74										

			Au gm p % Cu		Section Cutof	Incre. Cutoff	Min. Width								
			1.37		12.17	3.82	0.45								
muestra	NIVEL	SECTOR	Au EQ g/t	Width	AU	CU	Wd Min	Au x Wd	Cu * Wd	Mined Wd	Au gm/t	Cu %	Prod Au*Wd	Prod. Cu*Wd	

MINEABLE RESERVES FOR LEYTON ON THE 3510 **MINEABLE R**

50N LEY 3510

NIVEL	SECTOR			POTENCIA	AU	CU	Width used	Wt. to width	Wt. to width	Width	Au per width	Cu per width	Wt. Au g/t	Wt. Cu %		AU	CU
3510	LEYTON	1LEB 9	4.81	0.20	3.51	0.950	0.20	0.702	0.19	0.45	2.06	0.46	0.927	0.205	1	3.51	0.950
3510	LEYTON		0.98	0.70	0.90	0.060	0.25	0.225	0.015							0.90	0.060
			0.00				0.00	0	0								
			0.00				0.00	0	0								
OFF			0.00				0.00	0	0								
NIVEL	SECTOR			POTENCIA	AU	CU	Width used	Wt. to width	Wt. to width	Width	Au per width	Cu per width	Wt. Au g/t	Wt. Cu %		AU	CU
3510	LEYTON	1LEB 10	17.55	0.50	12.30	3.840	0.50	6.15	1.92	0.50	12.30	3.84	6.15	1.92	1	12.30	3.840
3510	LEYTON		0.45	0.50	0.33	0.088	0.00	0	0							0.33	0.088
			0.00				0.00	0	0								
			0.00				0.00	0	0								
			0.00				0.00	0	0								
NIVEL	SECTOR			POTENCIA	AU	CU	Width used	Wt. to width	Wt. to width	Width	Au per width	Cu per width	Wt. Au g/t	Wt. Cu %		AU	CU
3510	LEYTON	1LEB 11	11.64	0.60	9.50	1.561	0.45	4.275	0.70245	0.45	9.50	1.56	4.275	0.70245	1	9.50	1.561
3510	LEYTON		1.55	0.50	1.35	0.146	0.00	0	0							1.35	0.146
			0.00				0.00	0	0								
			0.00				0.00	0	0								
			0.00				0.00	0	0								
NIVEL	SECTOR			POTENCIA	AU	CU	Width used	Wt. to width	Wt. to width	Width	Au per width	Cu per width	Wt. Au g/t	Wt. Cu %		AU	CU
3510	LEYTON	1LEB 12	29.12	0.20	23.45	4.147	0.20	4.69	0.8294	0.45	11.98	2.08	5.39	0.9339	1	23.45	4.147
3510	LEYTON		3.37	0.50	2.80	0.418	0.25	0.7	0.1045							2.80	0.418
			0.00		0.00	0.000	0.00	0	0							0.00	0.000
			0.00				0.00	0	0								
			0.00				0.00	0	0								
NIVEL	SECTOR			POTENCIA	AU	CU	Width used	Wt. to width	Wt. to width	Width	Au per width	Cu per width	Wt. Au g/t	Wt. Cu %		AU	CU
3510	LEYTON	1LEB 13	42.22	0.50	37.15	3.709	0.50	18.575	1.8545	0.50	37.15	3.71	18.575	1.8545	1	37.15	3.709
3510	LEYTON		0.49	0.50	0.36	0.098	0.00	0	0							0.36	0.098
			0.00				0.00	0	0								
			0.00				0.00	0	0								
			0.00				0.00	0	0								
NIVEL	SECTOR			POTENCIA	AU	CU	Width used	Wt. to width	Wt. to width	Width	Au per width	Cu per width	Wt. Au g/t	Wt. Cu %		AU	CU
3510	LEYTON	1LEB 14	24.96	0.15	24.43	0.388	0.15	3.6645	0.0582	0.45	8.46	0.17	3.8055	0.075	1	24.43	0.388
3510	LEYTON		0.55	0.50	0.47	0.056	0.30	0.141	0.0168							0.47	0.056
			0.00	1.00		0.000	0.00	0	0								0.000
			0.00				0.00	0	0								
			0.00				0.00	0	0								
NIVEL	SECTOR			POTENCIA	AU	CU	Width used	Wt. to width	Wt. to width	Width	Au per width	Cu per width	Wt. Au g/t	Wt. Cu %		AU	CU
3510	LEYTON	1LEB 15	0.49	0.15	0.42	0.054	0.00	0	0	0.50	123.70	1.16	61.85	0.582	1	0.42	0.054
3510	LEYTON		125.29	0.50	123.70	1.164	0.50	61.85	0.582							123.70	1.164
			0.10	1.00	0.10	0.000	0.00	0	0								0.000
			0.00				0.00	0	0								
			0.00				0.00	0	0								

50N LEY 3510

Mining width

	#Sections	Total width		Grd/area	Au g/t	Cu %	AREA	avg.width	Length	Au Eq g/t
58 50N LEY 3510	7	3.30	Au:	151.46	**30.60**	**1.90**	4.95	**0.47**	10.50	33.20
			Cu:	9.41						142.33%
	7	4.90	Au:	148.22	**21.17**	**1.37**	7.00	**0.70**	10.00	23.32

60N LEY 3510

NIVEL	SECTOR			POTENCIA	AU	CU	Width used	Wt. to width	Wt. to width	Width	Au per width	Cu per width	Wt. Au g/t	Wt. Cu %		AU	CU
3510	LEYTON	1LEB 16	8.12	0.20	7.90	0.163	0.20	1.58	0.0326	0.70	2.26	0.05	1.58	0.0326	1	7.90	0.163
3510	LEYTON		0.00	1.00	0.00	0.000	0.50	0	0							0.00	0.000
			#¡VALOR!				0.00	0	0								
			0.00				0.00	0	0								
			0.00				0.00	0	0								
NIVEL	SECTOR			POTENCIA	AU	CU	Width used	Wt. to width	Wt. to width	Width	Au per width	Cu per width	Wt. Au g/t	Wt. Cu %		AU	CU
3510	LEYTON	1LEB 17	16.04	0.15	15.10	0.686	0.15	2.265	0.1029	0.65	19.33	1.64	12.565	1.0689	1	15.10	0.686
3510	LEYTON		23.24	0.50	20.60	1.932	0.50	10.3	0.966							20.60	1.932
			0.00	1.00		0.000	0.00	0	0								0.000
			0.00				0.00	0	0								
			0.00				0.00	0	0								
NIVEL	SECTOR			POTENCIA	AU	CU	Width used	Wt. to width	Wt. to width	Width	Au per width	Cu per width	Wt. Au g/t	Wt. Cu %		AU	CU
3510	LEYTON	1LEB 18	0.55	0.15	0.44	0.082	0.00	0	0	0.53	36.60	5.46	19.398	2.89486	1	0.44	0.082
3510	LEYTON		44.07	0.53	36.60	5.462	0.53	19.398	2.89486							36.60	5.462
			0.00	1.00		0.000	0.00	0	0								0.000
			0.00				0.00	0	0								
			0.00				0.00	0	0								
NIVEL	SECTOR			POTENCIA	AU	CU	Width used	Wt. to width	Wt. to width	Width	Au per width	Cu per width	Wt. Au g/t	Wt. Cu %		AU	CU
3510	LEYTON	1LEB 19	4.91	0.40	4.50	0.300	0.40	1.8	0.12	0.52	25.25	0.98	13.128	0.51	1	4.50	0.300
3510	LEYTON		98.85	0.12	94.40	3.250	0.12	11.328	0.39							94.40	3.250
			0.01	1.00	0.01	0.000	0.00	0	0							0.00	0.000
			0.00				0.00	0	0								
			0.00				0.00	0	0								
NIVEL	SECTOR			POTENCIA	AU	CU	Width used	Wt. to width	Wt. to width	Width	Au per width	Cu per width	Wt. Au g/t	Wt. Cu %		AU	CU
3510	LEYTON	1LEB 20	93.27	0.15	83.50	7.140	0.15	12.525	1.071	0.45	30.59	2.73	13.764	1.23	1	83.50	7.140
3510	LEYTON		4.86	0.30	4.13	0.530	0.30	1.239	0.159							4.13	0.530
			0.00	1.00	0.00	0.000	0.00	0	0							0.00	0.000
			0.00				0.00	0	0								
			0.00				0.00	0	0								
NIVEL	SECTOR			POTENCIA	AU	CU	Width used	Wt. to width	Wt. to width	Width	Au per width	Cu per width	Wt. Au g/t	Wt. Cu %		AU	CU
3510	LEYTON	1LEB 21	144.23	0.20	135.20	6.600	0.20	27.04	1.32	0.50	56.64	2.89	28.321	1.443	1	135.20	6.600
3510	LEYTON		4.83	0.30	4.27	0.410	0.30	1.281	0.123							4.27	0.410
			0.00	1.00	0.00	0.000	0.00	0	0							0.00	0.000
			0.00				0.00	0	0								
			0.00				0.00	0	0								
NIVEL	SECTOR			POTENCIA	AU	CU	Width used	Wt. to width	Wt. to width	Width	Au per width	Cu per width	Wt. Au g/t	Wt. Cu %		AU	CU
3510	LEYTON	1LEB 22	117.22	0.12	112.10	3.740	0.12	13.452	0.4488	0.45	30.26	1.02	13.617	0.4587	1	112.10	3.740
3510	LEYTON		0.54	0.60	0.50	0.030	0.33	0.165	0.0099							0.50	0.030
			0.00		0.00	0.000	0.00	0	0							0.00	0.000
			0.00				0.00	0	0								
			0.00				0.00	0	0								
NIVEL	SECTOR			POTENCIA	AU	CU	Width used	Wt. to width	Wt. to width	Width	Au per width	Cu per width	Wt. Au g/t	Wt. Cu %		AU	CU
3510	LEYTON	1LEB 23	72.11	0.15	70.30	1.320	0.15	10.545	0.198	0.45	24.50	0.56	11.025	0.252	1	70.30	1.320
3510	LEYTON		1.85	0.50	1.60	0.180	0.30	0.48	0.054							1.60	0.180
			0.00		0.00	0.000	0.00	0	0							0.00	0.000
			0.00				0.00	0	0								
			0.00				0.00	0	0								

60N LEY 3510

Mining width

	#Sections	Total width		Grd/area	Au g/t	Cu %	AREA	avg.width	Length	Au Eq g/t
130 60N LEY 3510	8	4.25	Au:	142.39	**26.68**	**1.86**	7.00	**0.53**	11.30	29.22
			Cu:	9.93						129.45%
	8	5.6	Au:	142.38625	20.3408929	1.41890357	7	0.7	12	22.5732268

70N Leyton 3510

NIVEL	SECTOR			POTENCIA	AU	CU	Width used	Wt. to width	Wt. to width	Width	Au per width	Cu per width	Wt. Au g/t	Wt. Cu %		AU	CU
3510	LEYTON	1LEB 24	3.96	0.50	2.87	0.800	0.50	1.435	0.4	0.80	10.91	3.75	8.725	3.001	1	2.87	0.800
3510	LEYTON		36.16	0.30	24.30	8.670	0.30	7.29	2.601							24.30	8.670
			0.00				0.00	0	0								
			0.00				0.00	0	0								
			0.00				0.00	0	0								
NIVEL	SECTOR			POTENCIA	AU	CU	Width used	Wt. to width	Wt. to width	Width	Au per width	Cu per width	Wt. Au g/t	Wt. Cu %		AU	CU
3510	LEYTON	1LEB 25	2.16	0.40	1.83	0.240	0.33	0.6039	0.0792	0.45	13.48	1.79	6.0639	0.8076	1	1.83	0.240
3510	LEYTON		53.80	0.12	45.50	6.070	0.12	5.46	0.7284							45.50	6.070
			0.00	1.00	0.00	0.000	0.00	0	0							0.00	0.000
			0.00				0.00	0	0								
			0.00				0.00	0	0								
NIVEL	SECTOR			POTENCIA	AU	CU	Width used	Wt. to width	Wt. to width	Width	Au per width	Cu per width	Wt. Au g/t	Wt. Cu %		AU	CU
3510	LEYTON	1LEB 26	30.53	0.20	25.30	3.820	0.20	5.06	0.764	0.45	12.74	1.86	5.735	0.8365	1	25.30	3.820
3510	LEYTON		3.10	0.60	2.70	0.290	0.25	0.675	0.0725							2.70	0.290
			0.00				0.00	0	0								
			0.00				0.00	0	0								
			0.00				0.00	0	0								
NIVEL	SECTOR			POTENCIA	AU	CU	Width used	Wt. to width	Wt. to width	Width	Au per width	Cu per width	Wt. Au g/t	Wt. Cu %		AU	CU
3510	LEYTON	1LEB 27	9.74	0.15	9.30	0.320	0.15	1.395	0.048	0.45	3.11	0.11	1.398	0.048	1	9.30	0.320
3510	LEYTON		0.01	1.00	0.01	0.000	0.30	0.003	0							0.00	0.000
			0.00				0.00	0	0								
			0.00				0.00	0	0								
			0.00				0.00	0	0								
NIVEL	SECTOR			POTENCIA	AU	CU	Width used	Wt. to width	Wt. to width	Width	Au per width	Cu per width	Wt. Au g/t	Wt. Cu %		AU	CU
3510	LEYTON	1LEB 28	96.66	0.20	88.20	6.180	0.20	17.64	1.236	0.45	39.70	2.80	17.865	1.2585	1	88.20	6.180
3510	LEYTON		1.02	0.90	0.90	0.090	0.25	0.225	0.0225							0.90	0.090
			0.00				0.00	0	0								
			0.00				0.00	0	0								
			0.00				0.00	0	0								
NIVEL	SECTOR			POTENCIA	AU	CU	Width used	Wt. to width	Wt. to width	Width	Au per width	Cu per width	Wt. Au g/t	Wt. Cu %		AU	CU
3510	LEYTON	1LEB 29	4.01	0.20	3.80	0.150	0.20	0.76	0.03	0.45	1.80	0.07	0.81	0.03	1	3.80	0.150
			0.20		0.20		0.25	0.05	0								
			0.00				0.00	0	0								
			0.00				0.00	0	0								
			0.00				0.00	0	0								
NIVEL	SECTOR			POTENCIA	AU	CU	Width used	Wt. to width	Wt. to width	Width	Au per width	Cu per width	Wt. Au g/t	Wt. Cu %		AU	CU
3510	LEYTON	1LEB 30	9.37	0.50	7.90	1.074	0.50	3.95	0.537	0.80	13.19	4.04	10.55	3.228	1	7.90	1.074
3510	LEYTON		34.27	0.30	22.00	8.970	0.30	6.6	2.691							22.00	8.970
3510	LEYTON		2.63	0.50	2.44	0.142	0.00	0	0							2.44	0.142
			0.00				0.00	0	0								
			0.00				0.00	0	0								
NIVEL	SECTOR			POTENCIA	AU	CU	Width used	Wt. to width	Wt. to width	Width	Au per width	Cu per width	Wt. Au g/t	Wt. Cu %		AU	CU
3510	LEYTON	1LEB 31	6.49	0.50	5.20	0.942	0.50	2.6	0.471	0.70	26.34	1.84	18.44	1.287	1	5.20	0.942
3510	LEYTON		84.78	0.20	79.20	4.080	0.20	15.84	0.816							79.20	4.080
			0.00		0.00	0.000	0.00	0	0							0.00	0.000
			0.00				0.00	0	0								
			0.00				0.00	0	0								
NIVEL	SECTOR			POTENCIA	AU	CU	Width used	Wt. to width	Wt. to width	Width	Au per width	Cu per width	Wt. Au g/t	Wt. Cu %		AU	CU
3510	LEYTON	1LEB 32	1.22	0.80	1.06	0.115	0.15	0.159	0.01725	0.45	44.92	3.38	20.214	1.52025	1	1.06	0.115
3510	LEYTON		92.81	0.15	84.90	5.780	0.15	12.735	0.867							84.90	5.780
3510	LEYTON		54.60	0.15	48.80	4.240	0.15	7.32	0.636							48.80	4.240
			0.00				0.00	0	0								
			0.00				0.00	0	0								

70N Leyton 3510

Mining width

	#Sections	Total width		Grd/area	Au g/t	Cu %	AREA	avg.width	Length	Au Eq g/t
200 70N Leyton 3510	9	5.00	Au:	104.77	**17.96**	**2.40**	5.83	**0.56**	10.50	21.25
			Cu:	14.02						136.89%
	9	6.4	Au:	122.157	12.7246875	1.77822656	9.6	0.71111111	13.5	15.5223374

80N LEYTON 3510

NIVEL	SECTOR			POTENCIA	AU	CU	Width used	Wt. to width	Wt. to width	Width	Au per width	Cu per width	Wt. Au g/t	Wt. Cu %		AU	CU
3510	LEYTON	1LEB 33	2.63	1.00	2.37	0.188	0.35	0.8295	0.0658	0.45	10.20	0.57	4.5895	0.2543	1	2.37	0.188
3510	LEYTON		40.18	0.10	37.60	1.885	0.10	3.76	0.1885							37.60	1.885
3510	LEYTON		0.12	0.15	0.12	0.003	0.00	0	0							0.12	0.003
			0.00				0.00	0	0								
			0.00				0.00	0	0								
NIVEL	SECTOR			POTENCIA	AU	CU	Width used	Wt. to width	Wt. to width	Width	Au per width	Cu per width	Wt. Au g/t	Wt. Cu %		AU	CU
3510	LEYTON	1LEB 34	7.94	0.50	6.50	1.052	0.45	2.925	0.4734	0.65	5.73	1.23	3.725	0.799	1	6.50	1.052
3510	LEYTON		6.23	0.20	4.00	1.628	0.2	0.8	0.3256							4.00	1.628
3510	LEYTON		1.22	0.50	0.71	0.370	0.00	0	0							0.71	0.370
			0.00				0.00	0	0								
			0.00				0.00	0	0								
NIVEL	SECTOR			POTENCIA	AU	CU	Width used	Wt. to width	Wt. to width	Width	Au per width	Cu per width	Wt. Au g/t	Wt. Cu %		AU	CU
3510	LEYTON	1LEB 35	5.30	0.35	4.00	0.947	0.35	1.4	0.33145	0.45	3.21	0.78	1.443	0.35165	1	4.00	0.947
3510	LEYTON		0.71	0.55	0.43	0.202	0.1	0.043	0.0202							0.43	0.202
			0.00	1.00	0.00	0.000	0.00	0	0							0.00	0.000
			0.00				0.00	0	0								
			0.00				0.00	0	0								
NIVEL	SECTOR			POTENCIA	AU	CU	Width used	Wt. to width	Wt. to width	Width	Au per width	Cu per width	Wt. Au g/t	Wt. Cu %		AU	CU
3510	LEYTON	1LEB 36	18.18	0.30	13.60	3.346	0.30	4.08	1.0038	0.80	10.62	1.91	8.495	1.5303	1	13.60	3.346
3510	LEYTON		10.27	0.50	8.83	1.053	0.5	4.415	0.5265							8.83	1.053
			0.00				0.00	0	0								
			0.00				0.00	0	0								
			0.00				0.00	0	0								
NIVEL	SECTOR			POTENCIA	AU	CU	Width used	Wt. to width	Wt. to width	Width	Au per width	Cu per width	Wt. Au g/t	Wt. Cu %		AU	CU
3510	LEYTON	1LEB 37	1.38	0.30	0.82	0.410	0.00	0	0	0.50	7.54	2.26	3.768	1.1286	1	0.82	0.410
3510	LEYTON		2.09	0.70	1.76	0.242	0.30	0.528	0.0726							1.76	0.242
3510	LEYTON		23.42	0.20	16.20	5.280	0.20	3.24	1.056							16.20	5.280
			0.00				0.00	0	0								
			0.00				0.00	0	0								
NIVEL	SECTOR			POTENCIA	AU	CU	Width used	Wt. to width	Wt. to width	Width	Au per width	Cu per width	Wt. Au g/t	Wt. Cu %		AU	CU
3510	LEYTON	1LEB 38	6.17	1.00	5.50	0.491	0.15	0.825	0.07365	0.45	8.92	2.46	4.014	1.10865	1	5.50	0.491
3510	LEYTON		15.35	0.30	10.63	3.450	0.30	3.189	1.035							10.63	3.450
			0.00				0.00	0	0								
			0.00				0.00	0	0								
			0.00				0.00	0	0								

80N LEYTON 3510

Mining width

	#Sections	Total width		Grd/area	Au g/t	Cu %	AREA	avg.width	Length	Au Eq g/t
260 80N LEYTON 3510	6	3.30	Au:	36.88	**7.89**	**1.57**	4.68	**0.55**	8.50	10.03
			Cu:	7.33						116.81%
	6	4.4	Au:	43.779	6.63318182	1.24367045	6.6	0.73333333	9	8.5898248

90N LEYTON 3510

NIVEL	SECTOR			POTENCIA	AU	CU	Width used	Wt. to width	Wt. to width	Width	Au per width	Cu per width	Wt. Au g/t	Wt. Cu %		AU	CU
3510	LEYTON	1LEB 39	0.66	0.50	0.48	0.133	0.15	0.072	0.01995	0.45	7.47	12.03	3.36	5.41395	1	0.48	0.133
3510	LEYTON		35.56	0.30	10.96	17.980	0.30	3.288	5.394							10.96	17.980
			0.00				0.00	0	0								
			0.00				0.00	0	0								
			0.00				0.00	0	0								
NIVEL	SECTOR			POTENCIA	AU	CU	Width used	Wt. to width	Wt. to width	Width	Au per width	Cu per width	Wt. Au g/t	Wt. Cu %		AU	CU
3510	LEYTON	1LEB 40	0.35	0.50	0.27	0.060	0.25	0.0675	0.015	0.45	48.11	5.93	21.6475	2.667	1	0.27	0.060
3510	LEYTON		126.04	0.20	107.90	13.260	0.20	21.58	2.652							107.90	13.260
			0.00		0.00	0.000	0.00	0	0							0.00	0.000
			0.00				0.00	0	0								
			0.00				0.00	0	0								
NIVEL	SECTOR			POTENCIA	AU	CU	Width used	Wt. to width	Wt. to width	Width	Au per width	Cu per width	Wt. Au g/t	Wt. Cu %		AU	CU
3510	LEYTON	1LEB 41	1.32	1.00	0.18	0.830	0.25	0.045	0.2075	0.45	33.66	2.01	15.145	0.9055	1	0.18	0.830
3510	LEYTON		80.28	0.20	75.50	3.490	0.20	15.1	0.698							75.50	3.490
			0.00				0.00	0	0								
			0.00				0.00	0	0								
			0.00				0.00	0	0								
NIVEL	SECTOR			POTENCIA	AU	CU	Width used	Wt. to width	Wt. to width	Width	Au per width	Cu per width	Wt. Au g/t	Wt. Cu %		AU	CU
3510	LEYTON	1LEB 42	0.21	0.50	0.16	0.035	0.00	0	0	0.45	65.52	6.80	29.482	3.0608	1	0.16	0.035
3510	LEYTON		1.27	0.50	1.16	0.079	0.20	0.232	0.0158							1.16	0.079
3510	LEYTON		133.66	0.25	117.00	12.180	0.25	29.25	3.045							117.00	12.180
			0.00				0.00	0	0								
			0.00				0.00	0	0								
NIVEL	SECTOR			POTENCIA	AU	CU	Width used	Wt. to width	Wt. to width	Width	Au per width	Cu per width	Wt. Au g/t	Wt. Cu %		AU	CU
3510	LEYTON	1LEB 43	0.19	0.50	0.14	0.039	0.00	0	0	0.45	42.38	2.23	19.07	1.003	1	0.14	0.039
3510	LEYTON		1.09	0.50	1.00	0.068	0.25	0.25	0.017							1.00	0.068
3510	LEYTON		100.85	0.20	94.10	4.930	0.20	18.82	0.986							94.10	4.930
			0.00				0.00	0	0								
			0.00				0.00	0	0								
NIVEL	SECTOR			POTENCIA	AU	CU	Width used	Wt. to width	Wt. to width	Width	Au per width	Cu per width	Wt. Au g/t	Wt. Cu %		AU	CU
3510	LEYTON	1LEB 44	0.22	0.50	0.18	0.029	0.00	0	0	0.45	65.45	3.66	29.4525	1.64655	1	0.18	0.029
3510	LEYTON		0.20	0.50	0.15	0.037	0.15	0.0225	0.00555							0.15	0.037
3510	LEYTON		105.58	0.30	98.10	5.470	0.30	29.43	1.641							98.10	5.470
			0.00				0.00	0	0								
			0.00				0.00	0	0								
NIVEL	SECTOR			POTENCIA	AU	CU	Width used	Wt. to width	Wt. to width	Width	Au per width	Cu per width	Wt. Au g/t	Wt. Cu %		AU	CU
3510	LEYTON	1LEB 45	1.51	0.50	1.43	0.061	0.25	0.3575	0.01525	0.45	32.04	1.86	14.4175	0.83725	1	1.43	0.061
3510	LEYTON		75.92	0.20	70.30	4.110	0.20	14.06	0.822							70.30	4.110
			0.00		0.00	0.000	0.00	0	0							0.00	0.000
			0.00				0.00	0	0								
			0.00				0.00	0	0								

90N LEYTON 3510

Mining width

	#Sections	Total width		Grd/area	Au g/t	Cu %	AREA	avg.width	Length	Au Eq g/t
326 90N LEYTON 3510	7	3.15	Au:	198.86	**42.09**	**4.93**	4.73	**0.45**	10.50	48.83
			Cu:	23.30						150.80%
	7	4.90	Au:	200.61	**27.29**	**3.23**	7.35	**0.70**	10.50	32.38

100N Leyton 3510

NIVEL	SECTOR			POTENCIA	AU	CU	Width used	Wt. to width	Wt. to width	Width	Au per width	Cu per width	Wt. Au g/t	Wt. Cu %		AU	CU
3510	LEYTON	1LEB 46	9.36	0.50	8.90	0.339	0.50	4.45	0.1695	1.10	41.95	5.21	46.15	5.7255	1	8.90	0.339
3510	LEYTON		82.17	0.60	69.50	9.260	0.60	41.7	5.556							69.50	9.260
			0.00				0.00	0	0								
			0.00				0.00	0	0								
			0.00				0.00	0	0								
NIVEL	SECTOR			POTENCIA	AU	CU	Width used	Wt. to width	Wt. to width	Width	Au per width	Cu per width	Wt. Au g/t	Wt. Cu %		AU	CU
3510	LEYTON	1LEB 47	1.59	0.50	1.48	0.083	0.05	0.074	0.00415	0.45	85.45	5.40	38.454	2.42815	1	1.48	0.083
			104.24	0.40	95.95	6.060	0.40	38.38	2.424							95.95	6.060
			0.00				0.00	0	0								
			0.00				0.00	0	0								
			0.00				0.00	0	0								
NIVEL	SECTOR			POTENCIA	AU	CU	Width used	Wt. to width	Wt. to width	Width	Au per width	Cu per width	Wt. Au g/t	Wt. Cu %		AU	CU
3510	LEYTON	1LEB 48	1.39	0.40	1.18	0.157	0.30	0.354	0.0471	0.45	14.29	0.99	6.429	0.44655	1	1.18	0.157
			44.14	0.15	40.50	2.663	0.15	6.075	0.39945							40.50	2.663
			0.00	1.00	0.00	0.000	0.00	0	0							0.00	0.000
			0.00				0.00	0	0								
			0.00				0.00	0	0								
3510	LEYTON	1LEB 49	1.83	0.50	1.27	0.412	0.35	0.4445	0.1442	0.45	13.82	1.16	6.2195	0.5242	1	1.27	0.412
			62.95	0.10	57.75	3.800	0.10	5.775	0.38							57.75	3.800
			0.00	1.00	0.00	0.000	0.00	0	0							0.00	0.000
			0.00				0.00	0	0								
			0.00				0.00	0	0								
3510	LEYTON	1LEB 50	4.51	0.40	4.28	0.168	0.40	1.712	0.0672	0.70	14.04	1.01	9.827	0.7104	1	4.28	0.168
			29.98	0.30	27.05	2.144	0.30	8.115	0.6432							27.05	2.144
			0.00				0.00	0	0								
			0.00				0.00	0	0								
			0.00				0.00	0	0								

100N Leyton 3510

Mining width

	#Sections	Total width		Grd/area	Au g/t	Cu %	AREA	avg.width	Length	Au Eq g/t
380 100N Leyton 3510	5	3.15	Au:	160.62	**33.99**	**3.12**	4.73	**0.63**	7.50	38.27
			Cu:	14.75						120.95%
	5	3.9	Au:	161.637	27.6302564	2.5469359	5.85	0.78	7.5	31.64

110N Leyton 3510

3510	LEYTON	1LEB 51	0.93	0.50	0.85	0.057	0.10	0.085	0.0057	0.45	11.68	0.80	5.2545	0.35955	1	0.85	0.057
			16.15	0.35	14.77	1.011	0.35	5.1695	0.35385							14.77	1.011
			0.53	0.44	0.44	0.069	0.00	0	0							0.44	0.069
			0.00				0.00	0	0								
			0.00				0.00	0	0								
3510	LEYTON	1LEB 52	0.23	1.00	0.12	0.084	0.05	0.006	0.0042	0.45	3.71	0.27	1.67	0.1198	1	0.12	0.084
			4.56	0.40	4.16	0.289	0.40	1.664	0.1156							4.16	0.289
			0.00				0.00	0	0								
			0.00				0.00	0	0								
			0.00				0.00	0	0								
3510	LEYTON	1LEB 56	0.44	1.00	0.28	0.120	0.10	0.028	0.012	0.45	31.41	4.32	14.133	1.944	1	0.28	0.120
			47.85	0.35	40.30	5.520	0.35	14.105	1.932							40.30	5.520
			0.00				0.00	0	0								
			0.00				0.00	0	0								
			0.00				0.00	0	0								
3510	LEYTON	1LEB 57	0.68	1.00	0.53	0.110	0.05	0.0265	0.0055	0.00	0.00	0.00	0	0	0	0.53	0.110
			3.65	0.40	2.70	0.694	0.40	1.08	0.2776							2.70	0.694
			0.00				0.00	0	0								
			0.00				0.00	0	0								
			0.00				0.00	0	0								
3510	LEYTON	1LEB 58	0.24	1.00	0.12	0.086	0.00	0	0	0.80	13.51	1.69	10.804	1.3504	1	0.12	0.086
			12.90	0.60	10.10	2.050	0.60	6.06	1.23							10.10	2.050
			24.54	0.20	23.72	0.602	0.20	4.744	0.1204							23.72	0.602
			0.00				0.00	0	0								
			0.00				0.00	0	0								
3510	LEYTON	1LEB 59	2.21	0.60	1.52	0.506	0.00	0	0	0.75	19.40	1.52	14.55	1.1405	1	1.52	0.506
			26.60	0.50	23.70	2.120	0.50	11.85	1.06							23.70	2.120
			11.24	0.25	10.80	0.322	0.25	2.7	0.0805							10.80	0.322
			0.00				0.00	0	0								
			0.00				0.00	0	0								

110N Leyton 3510

Mining width

	#Sections	Total width		Grd/area	Au g/t	Cu %	AREA	avg.width	Length	Au Eq g/t
439 110N Leyton 3510	5	2.90	Au:	69.62	**16.00**	**1.69**	4.35	**0.58**	7.50	18.32
			Cu:	7.37						141.85%
	6	4.25	Au:	70.33725	11.0332941	1.19691765	6.375	0.70833333	9	12.92

120N Leyton 3510

3510	LEYTON	1LEB 60	3.90	1.00	3.50	0.296	1.00	3.5	0.296	1.15	8.86	0.53	10.1945	0.6125	1	3.50	0.296
			47.52	0.15	44.63	2.110	0.15	6.6945	0.3165							44.63	2.110
			0.00				0.00	0	0								
			0.00				0.00	0	0								
			0.00				0.00	0	0								
3510	LEYTON	1LEB 61	2.78	1.00	2.50	0.205	0.05	0.125	0.01025	0.45	65.03	2.09	29.265	0.94225	1	2.50	0.205
			76.04	0.40	72.85	2.330	0.40	29.14	0.932							72.85	2.330
			0.00				0.00	0	0								
			0.00				0.00	0	0								
			0.00				0.00	0	0								
3510	LEYTON	1LEB 62	5.64	0.40	5.47	0.125	0.00	0	0	0.45	118.43	3.47	53.293	1.56245	1	5.47	0.125
			0.33	1.00	0.26	0.049	0.05	0.013	0.00245							0.26	0.049
			138.54	0.40	133.20	3.900	0.40	53.28	1.56							133.20	3.900
			0.00				0.00	0	0								
			0.00				0.00	0	0								
3510	LEYTON	1LEB 63	0.91	0.50	0.73	0.135	0.00	0	0	0.60	59.85	11.26	35.91	6.756	1	0.73	0.135
			75.26	0.60	59.85	11.260	0.60	35.91	6.756							59.85	11.260
			0.00				0.00	0	0								
			0.00				0.00	0	0								
			0.00				0.00	0	0								
3510	LEYTON	1LEB 64	2.13	0.50	2.00	0.098	0.00	0	0	0.70	45.90	2.01	32.13	1.4042	1	2.00	0.098
			48.64	0.70	45.90	2.006	0.70	32.13	1.4042							45.90	2.006
			0.00				0.00	0	0								
			0.00				0.00	0	0								
			0.00				0.00	0	0								
3510	LEYTON	1LEB 65	1.03	0.60	0.64	0.287	0.00	0	0	0.90	40.00	2.94	35.9975	2.6418	1	0.64	..287
			106.50	0.35	97.35	6.690	0.35	34.0725	2.3415							97.35	6.690
			4.25	0.55	3.50	0.546	0.55	1.925	0.3003							3.50	0.546
			0.00				0.00	0	0								
			0.00				0.00	0	0								
3510	LEYTON	1LEB 66	3.45	0.50	3.20	0.181	0.05	0.16	0.00905	0.45	111.11	6.10	50	2.74505	1	3.20	0.181
			133.96	0.40	124.60	6.840	0.40	49.84	2.736							124.60	6.840
			2.34	0.30	2.10	0.175	0.00	0	0							2.10	0.175
			0.00				0.00	0	0								
			0.00				0.00	0	0								

120N Leyton 3510

Mining width

	#Sections	Total width		Grd/area	Au g/t	Cu %	AREA	avg.width	Length	Au Eq g/t
504 120N Leyton 3510	7	4.70	Au:	387.81	**52.51**	**3.55**	7.39	**0.67**	11.00	57.36
			Cu:	26.19						107.42%
	7.00	4.9	Au:	354.8745	48.2822449	3.25083673	7.35	0.7	10.5	53.40

130N LEY 3510

3510	LEYTON	1LEB 67	0.63	0.50	0.50	0.097	0.15	0.075	0.01455	0.45	35.45	2.04	15.954	0.91995	1	0.50	0.097
			57.06	0.30	52.93	3.018	0.30	15.879	0.9054							52.93	3.018
			0.00				0.00	0	0								
			0.00				0.00	0	0								
			0.00				0.00	0	0								
3510	LEYTON	1LEB 68	3.50	0.30	3.00	0.367	0.00	0	0	0.45	30.84	1.59	13.8765	0.7173	1	3.00	0.367
			0.73	0.50	0.57	0.114	0.15	0.0855	0.0171							0.57	0.114
			49.16	0.30	45.97	2.334	0.30	13.791	0.7002							45.97	2.334
			0.00				0.00	0	0								
			0.00				0.00	0	0								
3510	LEYTON	1LEB 69	18.91	0.50	16.80	1.540	0.50	8.4	0.77	1.00	27.33	3.12	27.325	3.115	1	16.80	1.540
			44.27	0.50	37.85	4.690	0.50	18.925	2.345							37.85	4.690
			0.00				0.00	0	0								
			0.00				0.00	0	0								
			0.00				0.00	0	0								
3510	LEYTON	1LEB 70	7.82	0.50	7.20	0.455	0.50	3.6	0.2275	0.80	49.86	4.57	39.885	3.6535	1	7.20	0.455
			136.57	0.30	120.95	11.420	0.30	36.285	3.426							120.95	11.420
			0.00				0.00	0	0								
			0.00				0.00	0	0								
			0.00				0.00	0	0								
3510	LEYTON	1LEB 71	6.33	0.50	5.65	0.499	0.50	2.825	0.2495	1.40	32.55	3.64	45.57	5.091	1	5.65	0.499
			116.34	0.40	100.30	11.720	0.40	40.12	4.688							100.30	11.720
			5.67	0.50	5.25	0.307	0.50	2.625	0.1535							5.25	0.307
			0.00				0.00	0	0								
			0.00				0.00	0	0								
3510	LEYTON	1LEB 72	22.58	0.50	20.45	1.558	0.50	10.225	0.779	1.40	43.79	4.72	61.3	6.6068	1	20.45	1.558
			184.73	0.30	159.05	18.770	0.30	47.715	5.631							159.05	18.770
			6.05	0.60	5.60	0.328	0.60	3.36	0.1968							5.60	0.328
			0.00				0.00	0	0								
			0.00				0.00	0	0								
3510	LEYTON	1LEB 73	12.49	0.60	11.05	1.049	0.60	6.63	0.6294	0.80	48.54	5.36	38.83	4.2914	1	11.05	1.049
			186.05	0.20	161.00	18.310	0.20	32.2	3.662							161.00	18.310
			0.43	0.60	0.29	0.103	0.00	0	0							0.29	0.103
			0.00				0.00	0	0								
			0.00				0.00	0	0								

130N LEY 3510

Mining width

	#Sections	Total width		Grd/area	Au g/t	Cu %	AREA	avg.width	Length	Au Eq g/t
569 130N LEY 3510	7	6.30	Au:	381.45	**38.53**	**3.87**	9.90	**0.90**	11.00	43.83
			Cu:	38.33						101.62%
	7	6.48	Au:	361.782	37.2203704	3.75633642	9.72	0.92571429	10.5	43.13

140N LEY 3510

3510	LEYTON	1LEB 74	24.73	0.60	22.50	1.633	0.60	13.5	0.9798	1.30	23.85	2.32	31	3.0103	1	22.50	1.633
			89.94	0.20	77.50	9.090	0.20	15.5	1.818							77.50	9.090
			4.58	0.50	4.00	0.425	0.50	2	0.2125							4.00	0.425
			0.00				0.00	0	0								
			0.00				0.00	0	0								
3510	LEYTON	1LEB 75	0.61	0.60	0.50	0.080	0.00	0	0	0.75	30.71	1.30	23.0325	0.9753	1	0.50	0.080
			2.88	0.70	2.80	0.060	0.00	0	0							2.80	0.060
			54.65	0.30	52.65	1.465	0.30	15.795	0.4395							52.65	1.465
			6.79	0.30	6.25	0.396	0.30	1.875	0.1188							6.25	0.396
			39.55	0.15	35.75	2.780	0.15	5.3625	0.417							35.75	2.780
3510	LEYTON	1LEB 76	15.51	0.70	14.30	0.886	0.70	10.01	0.6202	0.90	16.79	1.12	15.11	1.0084	1	14.30	0.886
			28.16	0.20	25.50	1.941	0.20	5.1	0.3882							25.50	1.941
			0.00				0.00	0	0								
			0.00				0.00	0	0								
			0.00				0.00	0	0								
3510	LEYTON	1LEB 77	0.43	0.80	0.32	0.080	0.15	0.048	0.012	0.45	28.31	8.53	12.738	3.837	1	0.32	0.080
			59.74	0.30	42.30	12.750	0.30	12.69	3.825							42.30	12.750
			0.01		0.01		0.00	0	0								
			0.00				0.00	0	0								
			0.00				0.00	0	0								
3510	LEYTON	1LEB 78	0.49	0.80	0.33	0.117	0.00	0	0	0.45	4.03	0.08	1.815	0.03615	1	0.33	0.117
			2.55	0.40	2.50	0.035	0.15	0.375	0.00525							2.50	0.035
			4.94	0.30	4.80	0.103	0.30	1.44	0.0309							4.80	0.103
			0.00				0.00	0	0								
			0.00				0.00	0	0								
3510	LEYTON	1LEB 79	0.76	0.80	0.73	0.025	0.00	0	0	0.50	11.50	3.18	5.75	1.591	1	0.73	0.025
			15.85	0.50	11.50	3.182	0.50	5.75	1.591							11.50	3.182
			0.00				0.00	0	0								
			0.00				0.00	0	0								
			0.00				0.00	0	0								

140N LEY 3510

Mining width

	#Sections	Total width		Grd/area	Au g/t	Cu %	AREA	avg.width	Length	Au Eq g/t
628 140N LEY 3510	6	4.35	Au:	134.17	**20.56**	**2.40**	6.53	**0.73**	9.00	23.85
			Cu:	15.69						107.49%
	6	4.75	Au:	133.64475	18.7571579	2.18197895	7.125	0.79166667	9	22.19

150N Leyton 3510

3510	LEYTON	1LEB 80	0.88	0.40	0.77	0.080	0.00	0	0	1.05	21.36	0.47	22.425	0.4968	1	0.77	0.080
			13.10	0.15	11.50	1.170	0.15	1.725	0.1755							11.50	1.170
			23.49	0.90	23.00	0.357	0.90	20.7	0.3213							23.00	0.357
			0.00				0.00	0	0								
			0.00				0.00	0	0								
3510	LEYTON	1LEB 81	53.12	0.20	43.00	7.400	0.20	8.6	1.48	0.45	19.46	3.32	8.7575	1.495	1	43.00	7.400
			0.71	0.70	0.63	0.060	0.25	0.1575	0.015							0.63	0.060
			4.40	0.15	2.40	1.465	0.00	0	0							2.40	1.465
			0.00				0.00	0	0								
			0.00				0.00	0	0								
3510	LEYTON	1LEB 82	94.53	0.20	88.00	4.770	0.20	17.6	0.954	0.45	39.33	2.16	17.7	0.9725	1	88.00	4.770
			0.50	1.00	0.40	0.074	0.25	0.1	0.0185							0.40	0.074
			0.00				0.00	0	0								
			0.00				0.00	0	0								
			0.00				0.00	0	0								
3510	LEYTON	1LEB 83	75.17	0.30	69.00	4.510	0.30	20.7	1.353	0.45	46.98	3.02	21.1395	1.3611	1	69.00	4.510
			3.00	0.80	2.93	0.054	0.15	0.4395	0.0081							2.93	0.054
			0.00				0.00	0	0								
			0.00				0.00	0	0								
			0.00				0.00	0	0								
3510	LEYTON	1LEB 84	35.84	0.40	31.50	3.170	0.40	12.6	1.268	0.45	28.01	2.82	12.605	1.26975	1	31.50	3.170
			0.15	0.80	0.10	0.035	0.05	0.005	0.00175							0.10	0.035
			0.00				0.00	0	0								
			0.00				0.00	0	0								
			0.00				0.00	0	0								
3510	LEYTON	1LEB 85	16.78	0.40	14.50	1.665	0.40	5.8	0.666	0.45	13.01	1.49	5.855	0.6715	1	14.50	1.665
			1.25	0.70	1.10	0.110	0.05	0.055	0.0055							1.10	0.110
			0.00				0.00	0	0								
			0.00				0.00	0	0								
			0.00				0.00	0	0								
3510	LEYTON	1LEB 86	51.20	0.30	48.39	2.056	0.30	14.517	0.6168	0.45	32.34	1.42	14.5515	0.6375	1	48.39	2.056
			0.42	0.80	0.23	0.138	0.15	0.0345	0.0207							0.23	0.138
			0.00				0.00	0	0								
			0.00				0.00	0	0								
			0.00				0.00	0	0								
					Au	Cu										Au	Cu
3510	LEYTON	1LEB 87	6.26	0.60	5.53	0.533	0.60	3.318	0.3198	0.80	7.55	0.51	6.038	0.4078	1	5.53	0.533
			14.20	0.20	13.60	0.440	0.20	2.72	0.088							13.60	0.440
			0.00				0.00	0	0								
			0.00				0.00	0	0								
			0.00				0.00	0	0								

150N Leyton 3510

Mining width

	#Sections	Total width		Grd/area	Au g/t	Cu %	AREA	avg.width	Length	Au Eq g/t
699 150N Leyton 3510	8	4.55	Au:	143.16	**23.97**	**1.61**	5.97	**0.57**	10.50	26.17
			Cu:	9.60						129.67%
	8.00	6.05	Au:	165.6285	18.2510744	1.22804959	9.075	0.75625	12	20.18

160N LEYTON 3510

3510	LEYTON	1LEB 88	44.90	0.10	41.00	2.851	0.10	4.1	0.2851	0.45	9.53	0.79	4.289	0.3537	1	41.00	2.851
			0.81	0.90	0.54	0.196	0.35	0.189	0.0686							0.54	0.196
			0.00				0.00	0	0								
			0.00				0.00	0	0								
			0.00				0.00	0	0								
3510	LEYTON	1LEB 89	47.03	0.10	40.00	5.140	0.10	4	0.514	0.45	9.15	1.17	4.1155	0.5252	1	40.00	5.140
			0.37	1.00	0.33	0.032	0.35	0.1155	0.0112							0.33	0.032
			1.08	0.25	0.97	0.077	0.00	0	0							0.97	0.077
			0.00				0.00	0	0								
			0.00				0.00	0	0								
3510	LEYTON	1LEB 90	7.19	0.70	5.75	1.051	0.45	2.5875	0.47295	0.45	5.75	1.05	2.5875	0.47295	1	5.75	1.051
			1.28	0.80	0.94	0.248	0.00	0	0							0.94	0.248
			0.00				0.00	0	0								
			0.00				0.00	0	0								
			0.00				0.00	0	0								
3510	LEYTON	1LEB 91	8.91	0.80	8.13	0.570	0.45	3.6585	0.2565	0.57	36.21	1.85	20.6385	1.0533	1	8.13	0.570
			150.58	0.12	141.50	6.640	0.12	16.98	0.7968							141.50	6.640
			0.29	0.60	0.23	0.043	0.00	0	0							0.23	0.043
			0.00				0.00	0	0								
			0.00				0.00	0	0								
3510	LEYTON	1LEB 93	1.78	0.50	1.47	0.224	0.00	0	0	0.45	13.17	0.77	5.925	0.34665	1	1.47	0.224
			0.91	0.50	0.70	0.152	0.30	0.21	0.0456							0.70	0.152
			40.85	0.15	38.10	2.007	0.15	5.715	0.30105							38.10	2.007
			0.00				0.00	0	0								
			0.00				0.00	0	0								
3510	LEYTON	1LEB 94	40.15	0.80	33.20	5.080	0.80	26.56	4.064	0.80	33.20	5.08	26.56	4.064	1	33.20	5.080
			0.29	0.80	0.20	0.068	0.00	0	0							0.20	0.068
			0.00				0.00	0	0								
			0.00				0.00	0	0								
			0.00				0.00	0	0								
3510	LEYTON	1LEB 95	58.84	0.20	44.30	10.630	0.20	8.86	2.126	0.45	20.02	4.77	9.0075	2.1485	1	44.30	10.630
			0.71	0.50	0.59	0.090	0.25	0.1475	0.0225							0.59	0.090
			0.00		0.00	0.000	0.00	0	0							0.00	0.000
			0.00				0.00	0	0								
			0.00				0.00	0	0								

160N LEYTON 3510

Mining width

	#Sections	Total width		Grd/area	Au g/t	Cu %	AREA	avg.width	Length	Au Eq g/t
764 160N LEYTON 3510	7	3.62	Au:	109.68	**20.20**	**2.48**	5.43	**0.52**	10.50	23.59
			Cu:	13.45						132.39%
	7	5.22	Au:	116.97675	14.9395594	1.82905172	7.83	0.74571429	10.5	17.82

170N LEYTON 3510

3510	LEYTON	1LEB 96	209.39	0.10	195.00	10.520	0.10	19.5	1.052	0.45	43.62	2.39	19.6295	1.07615	1	202.70	10.520
			0.46	0.60	0.37	0.069	0.35	0.1295	0.02415							0.37	0.069
			0.00		0.00	0.000	0.00	0	0							0.00	0.000
			#¡VALOR!				0.00	0	0								
			0.00				0.00	0	0								
3510	LEYTON	1LEB 97	137.82	0.05	136.69	0.823	0.05	6.8345	0.04115	0.45	16.61	0.28	7.4745	0.12675	1	136.69	0.823
			1.89	0.60	1.60	0.214	0.40	0.64	0.0856							1.60	0.214
			0.00		0.00	0.000	0.00	0	0							0.00	0.000
			0.00				0.00	0	0								
			0.00				0.00	0	0								
3510	LEYTON	1LEB 98	0.83	0.60	0.81	0.017	0.00	0	0	0.45	1.93	0.13	0.8685	0.0567	1	0.81	0.017
			2.10	0.60	1.93	0.126	0.45	0.8685	0.0567							1.93	0.126
			1.22	0.90	0.79	0.315	0.00	0	0							0.79	0.315
			0.00				0.00	0	0								
			0.00				0.00	0	0								
3510	LEYTON	1LEB 99	101.02	0.10	97.80	2.355	0.10	9.78	0.2355	0.45	22.00	0.57	9.899	0.2558	1	97.80	2.355
			0.42	0.70	0.34	0.058	0.35	0.119	0.0203							0.34	0.058
			0.00				0.00	0	0								
			0.00				0.00	0	0								
			0.00				0.00	0	0								
3510	LEYTON	1LEB 100	204.70	0.10	195.00	7.090	0.10	19.5	0.709	0.45	43.67	1.62	19.6505	0.7293	1	204.80	7.090
			0.51	0.70	0.43	0.058	0.35	0.1505	0.0203							0.43	0.058
			0.00				0.00	0	0								
			0.00				0.00	0	0								
			0.00				0.00	0	0								
3510	LEYTON	1LEB 101	138.97	0.10	132.10	5.020	0.10	13.21	0.502	0.45	31.19	1.30	14.036	0.586	1	132.10	5.020
			2.69	0.80	2.36	0.240	0.35	0.826	0.084							2.36	0.240
			0.00				0.00	0	0								
			0.00				0.00	0	0								
			0.00				0.00	0	0								

170N LEYTON 3510

Mining width

	#Sections	Total width		Grd/area	Au g/t	Cu %	AREA	avg.width	Length	Au Eq g/t
823 170N LEYTON 3510	6	2.70	Au:	107.34	**26.50**	**1.05**	4.05	**0.45**	9.00	27.94
			Cu:	4.25						150.90%
	6	4.2	Au:	109.51425	17.3832143	0.71886905	6.3	0.7	9	18.51

180N LEYTON 3510

3510	LEYTON	1LEB 102	1.62	0.30	1.44	0.129	0.30	0.432	0.0387	0.45	1.03	0.09	0.462	0.0387	1	1.44	0.129
			0.20	1.00	0.20	0.000	0.15	0.03	0							0.00	0.000
			0.00				0.00	0	0								
			0.00				0.00	0	0								
			0.00				0.00	0	0								
3510	LEYTON	1LEB 103	0.49	0.60	0.43	0.044	0.00	0	0	0.45	7.89	0.09	3.549	0.0423	1	0.43	0.044
			22.89	0.15	22.60	0.212	0.15	3.39	0.0318							22.60	0.212
			0.58	0.50	0.53	0.035	0.30	0.159	0.0105							0.53	0.035
			0.00				0.00	0	0								
			0.00				0.00	0	0								
3510	LEYTON	1LEB 104	0.72	0.10	0.64	0.058	0.10	0.064	0.0058	0.45	0.31	0.04	0.1375	0.01595	1	0.64	0.058
			0.25	0.60	0.21	0.029	0.35	0.0735	0.01015							0.21	0.029
			0.00				0.00	0	0								
			0.00				0.00	0	0								
			0.00				0.00	0	0								
3510	LEYTON	1LEB 105	139.37	0.20	123.80	11.380	0.20	24.76	2.276	0.45	55.24	5.13	24.86	2.3065	1	123.80	11.380
			0.57	0.70	0.40	0.122	0.25	0.1	0.0305							0.40	0.122
			0.00				0.00	0	0								
			0.00				0.00	0	0								
			0.00				0.00	0	0								
3510	LEYTON	1LEB 106	103.68	0.15	99.20	3.276	0.15	14.88	0.4914	0.45	33.71	1.17	15.171	0.5274	1	99.20	3.276
			1.13	0.70	0.97	0.120	0.30	0.291	0.036							0.97	0.120
			0.00				0.00	0	0								
			0.00				0.00	0	0								
			0.00				0.00	0	0								
3510	LEYTON	1LEB 107	1.22	0.15	1.11	0.077	0.00	0	0	0.45	9.90	1.06	4.455	0.477	1	1.11	0.077
			11.35	0.60	9.90	1.060	0.45	4.455	0.477							9.90	1.060
			2.65	0.80	2.30	0.254	0.00	0	0							2.30	0.254
			0.00				0.00	0	0								
			0.00				0.00	0	0								

180N LEYTON 3510

Mining width

	#Sections	Total width		Grd/area	Au g/t	Cu %	AREA	avg.width	Length	Au Eq g/t
882 180N LEYTON 3510	6	2.70	Au:	89.16	**18.01**	**1.26**	4.95	**0.45**	11.00	19.74
			Cu:	6.25						146.48%
	6.00	4.2	Au:	76.233	12.1004762	0.87404762	6.3	0.7	9	13.48

190N LEYTON 3510

3510	LEYTON	1LEB 108	1.28	0.15	1.00	0.201	0.25	0.25	0.05025	0.45	8.47	0.34	3.81	0.15145	1	1.00	0.201
			18.49	0.20	17.80	0.506	0.20	3.56	0.1012							17.80	0.506
			0.00	1.00	0.00	0.000	0.00	0	0							0.00	0.000
			0.00				0.00	0	0								
			0.00				0.00	0	0								
3510	LEYTON	1LEB 109	2.64	0.50	2.58	0.046	0.30	0.774	0.0138	0.45	18.15	1.29	8.169	0.5808	1	2.58	0.046
			54.47	0.15	49.30	3.780	0.15	7.395	0.567							49.30	3.780
			0.00	1.00	0.00	0.000	0.00	0	0							0.00	0.000
			0.00				0.00	0	0								
			0.00				0.00	0	0								
3510	LEYTON	1LEB 110	2.00	0.80	1.83	0.121	0.25	0.4575	0.03025	0.45	12.22	1.29	5.4975	0.58125	1	1.83	0.121
			28.97	0.20	25.20	2.755	0.20	5.04	0.551							25.20	2.755
			0.00	1.00	0.00	0.000	0.00	0	0							0.00	0.000
			0.00				0.00	0	0								
			0.00				0.00	0	0								
3510	LEYTON	1LEB 112	2.71	0.20	2.10	0.446	0.00	0	0	1.00	12.32	0.51	12.32	0.5134	1	2.10	0.446
			9.40	0.90	9.00	0.294	0.90	8.1	0.2646							9.00	0.294
			45.60	0.10	42.20	2.488	0.10	4.22	0.2488							42.20	2.488
			0.00				0.00	0	0								
			0.00				0.00	0	0								
3510	LEYTON	1LEB 113	2.52	0.20	1.65	0.635	0.00	0	0	1.20	8.30	1.15	9.96	1.3746	1	1.65	0.635
			7.62	1.00	6.30	0.962	1.00	6.3	0.962							6.30	0.962
			21.12	0.20	18.30	2.063	0.20	3.66	0.4126							18.30	2.063
			0.00				0.00	0	0								
			0.00				0.00	0	0								
3510	LEYTON	1LEB 114	22.21	0.10	20.50	1.250	0.10	2.05	0.125	0.45	16.85	1.19	7.582	0.53435	1	20.50	1.250
			0.23	0.20	0.21	0.018	0.20	0.042	0.0036							0.21	0.018
			40.30	0.15	36.60	2.705	0.15	5.49	0.40575							36.60	2.705
			0.00	1.00	0.00	0.000	0.00	0	0							0.00	0.000
			0.00				0.00	0	0								
3510	LEYTON	1LEB 115	16.35	0.40	15.40	0.696	0.40	6.16	0.2784	0.80	14.90	1.68	11.92	1.3416	1	15.40	0.696
			18.04	0.40	14.40	2.658	0.40	5.76	1.0632							14.40	2.658
			0.00	1.00	0.00	0.000	0.00	0	0							0.00	0.000
			0.00				0.00	0	0								
			0.00				0.00	0	0								
3510	LEYTON	1LEB 116	1.63	0.30	1.35	0.202	0.00	0	0	0.50	9.80	4.66	4.9	2.33	1	1.35	0.202
			16.18	0.50	9.80	4.660	0.50	4.9	2.33							9.80	4.660
			0.00				0.00	0	0							0.00	
			0.00				0.00	0	0								
			0.00				0.00	0	0								

190N LEYTON 3510

Mining width

	#Sections	Total width		Grd/area	Au g/t	Cu %	AREA	avg.width	Length	Au Eq g/t
953 190N LEYTON 3510	8	5.30	Au:	96.24	**12.11**	**1.40**	7.95	**0.66**	12.00	14.02
			Cu:	11.11						129.71%
	8	6.4	Au:	88.701	9.2396875	0.99628125	9.6	0.8	12	10.8071178

210N LEYTON 3510

NIVEL	SECTOR	Channel		POTENCIA	AU	CU	Width used	Wt. to width	Wt. to width	Width	Au per width	Cu per width	Wt. Au g/t	Wt. Cu %		AU	CU
3510	Leyton	1LEB 117	1.82	0.15	1.76	0.041	0.30	0.528	0.0123	0.45	4.28	0.05	1.9275	0.0243	1		
			9.44	0.15	9.33	0.08	0.15	1.3995	0.012								
			0.00		0	0	0.00	0	0								
			0.00				0.00	0	0								
			0.00				0.00	0	0								
3510	Leyton	1LEB 118	6.33	0.6	6.13	0.145	0.60	3.678	0.087	0.60	6.13	0.15	3.678	0.087	1		
			0.00				0.00	0	0								
			0.00				0.00	0	0								
			0.00				0.00	0	0								
			0.00				0.00	0	0								
3510	Leyton		0.67	0.5	0.63	0.03	0.42	0.2646	0.0126	0.45	2.33	0.08	1.0506	0.03753	1		
			27.34	0.03	26.2	0.831	0.03	0.786	0.02493								
			0.00				0.00	0	0								
			0.00				0.00	0	0								
			0.00				0.00	0	0								
3510	Leyton		28.55	0.04	25.2	2.445	0.04	1.008	0.0978	0.45	2.42	0.22	1.09	0.0978	1		
			0.20		0.2		0.41	0.082	0								
			0.00				0.00	0	0								
			0.00				0.00	0	0								
			0.00				0.00	0	0								
3510	Leyton		0.87	0.4	0.69	0.128	0.40	0.276	0.0512	0.45	1.82	0.17	0.8195	0.0772	1		
			11.58	0.05	10.87	0.52	0.05	0.5435	0.026								
			0.19	0.5	0.16	0.02	0.00	0	0								
			0.00				0.00	0	0								
			0.00				0.00	0	0								
3510	Leyton		0.74	0.4	0.5	0.173	0.00	0	0	0.58	12.92	1.35	7.4912	0.7855	1		
			74.25	0.08	68.64	4.1	0.08	5.4912	0.328								
			5.25	0.5	4	0.915	0.50	2	0.4575								
			0.00				0.00	0	0								
			0.00				0.00	0	0								
3510	Leyton	1LEB 1	3.51	0.3	2.88	0.458	0.41	1.1808	0.18778	0.45	14.36	1.72	6.4636	0.77298	1		
			152.09	0.04	132.07	14.63	0.04	5.2828	0.5852								
			1.05	0.5	0.93	0.088	0.00	0	0								
			0.00				0.00	0	0								
			0.00				0.00	0	0								

210N LEYTON 3510

Mining width

	#Sections	Total width		Grd/area	Au g/t	Cu %	AREA	avg.width	Length	Au Eq g/t
1021 210N LEYTON 3510	7	3.43	Au:	32.17	**6.57**	**0.55**	4.90	**0.49**	10.00	7.32
			Cu:	2.69						156.00%
	7	4.9	Au:	30.39045	4.1347551	0.3529102	7.35	0.7	10.5	4.68998199

220N LEYTON 3510

3510	Leyton	2.89	0.4	1.58	0.958	0.00	0	0	0.50	12.80	1.06	6.4	0.5305	1
		14.25	0.5	12.8	1.061	0.50	6.4	0.5305						
		0.00				0.00	0	0						
		0.00				0.00	0	0						
		0.00				0.00	0	0						
3510	Leyton	0.74	0.35	0.6	0.105	0.00	0	0	0.45	4.15	1.62	1.866	0.7308	1
		21.56	0.1	13.9	5.6	0.10	1.39	0.56						
		2.03	1	1.36	0.488	0.35	0.476	0.1708						
		0.00				0.00	0	0						
		0.00				0.00	0	0						
3510	Leyton	2.25	0.4	1.64	0.449	0.35	0.574	0.15715	0.45	13.68	1.82	6.156	0.82015	1
		64.89	0.1	55.82	6.63	0.10	5.582	0.663						
		1.73	0.5	1.23	0.366	0.00	0	0						
		0.00				0.00	0	0						
		0.00				0.00	0	0						
3510	Leyton	1.16	0.4	0.97	0.138	0.00	0	0	0.45	13.31	0.75	5.991	0.3372	1
		117.25	0.05	110.3	5.08	0.05	5.515	0.254						
		1.47	0.5	1.19	0.208	0.40	0.476	0.0832						
		0.00				0.00	0	0						
		0.00				0.00	0	0						

220N LEYTON 3510

Mining width

	#Sections	Total width		Grd/area	Au g/t	Cu %	AREA	avg.width	Length	Au Eq g/t
1068 220N LEYTON 3510	4	1.85	Au:	48.99	**17.66**	**1.95**	2.78	**0.46**	6.00	20.32
			Cu:	5.41						143.21%
	4	2.8	Au:	50.38575	11.9966071	1.39566071	4.2	0.7	6	14.1923735

VEIN

Level																		
											Stope	LE5, extende	STOPE	LE4	STOPE	LE3	STOPE	LE2
Section	F		P	Q	M	N	R	I			Grade AuEq	**16.21**	Grade AuEq	**25.17**	Grade AuEq	**43.39**	Grade AuEq	**23.79**
G	Line	Block	Width	Lenght	Au g/t	Cu %	AuEQ	# Channel			12.90	209.15	21.98	553.15	31.09	1348.79	21.46	510.61
										0								
220N LEYTOI	1068	LE6		0.463	6.00	17.66	1.95	20.32	4	1								
210N LEYTOI	1021		0	0.490	10.00	6.57	0.55	7.32	7	0								
	0								4	0	0.00	0.00						
190N LEYTO	953	LE5A,LE4B		0.663	12.00	12.11	1.40	14.02	8	1.00	7.95	111.44						
	882	LE5A,LE4B		0.450	11.00	18.01	1.26	19.74	6	1.00	4.95	97.71						
170N LEYTOI	823	LE5A,LE4B		0.450	9.00	26.50	1.05	27.94	0	1			4.05	113.15				
160N LEYTOI	764	LE4		0.517	10.50	20.20	2.48	23.59	7	1			5.43	128.08				
150N Leyton 3	699	LE4		0.569	10.50	23.97	1.61	26.17	8	1			5.97	156.29				
140N LEY 35	628	LE4		0.725	9.00	20.56	2.40	23.85	6	1			6.53	155.63				
130N LEY 35	569	LE3		0.900	11.00	38.53	3.87	43.83	7	1					9.90	433.90		
120N Leyton	504	LE3		0.671	11.00	52.51	3.55	57.36	7	1					7.39	423.64		
110N Leyton	439	LE3		0.580	7.50	16.00	1.69	18.32	5	1					4.35	79.70		
100N Leyton	380	LE3		0.630	7.50	33.99	3.12	38.27	5	1					4.73	180.80		
90N LEYTON	326	LE3		0.450	10.50	42.09	4.93	48.83	7	1					4.73	230.74		
80N LEYTON	260	LE2		0.550	8.50	7.89	1.57	10.03	6	1							4.68	46.91
70N Leyton 3	200	LE2		0.556	10.50	17.96	2.40	21.25	9	1							5.83	123.95
60N LEY 351	130	LE2		0.531	11.30	26.68	1.86	29.22	8	1							6.00	175.42
50N LEY 351	58	LE2		0.471	10.50	30.60	1.90	33.20	7	1							4.95	164.33
40N LEYTON	1836			1.13	10.00	2.04	0.44	2.63	8									
										1							0.00	0.00
										1							0.00	0.00
										1							0.00	0.00
										1							0.00	0.00
									0	1							0.00	0.00
South																		

				Au gm p	% Cu	Section	Incre. Cut	Min. Width								
				1.37		12.17	3.82	0.45								
muestra	NIVEL	SECTOR	Au EQ g/	Width	AU	CU	Wd Min	Au x Wd	Cu * Wd	Mined Wd	Au gm/t	Cu %	Prod Au*Wd	Prod. Cu*Wd	Prod. Cu*Wd	
ID	Level	Channel	Position	Width	Au	Cu							Wt. Au g/t	Wt. Cu %		
4LEA 1	3540	LEYTON	11.79	0.4	11.53	0.188	0.40	4.612	0.0752	0.47	24.21	1.32	11.381	0.6226		1
4LEA 1	3540	LEYTON	107.40	0.07	96.7	7.82	0.07	6.769	0.5474							
4LEA 1	3540	LEYTON	1.98	0.4	1.6	0.281	0.00	0	0							
							0.00	0	0							
							0.00	0	0							
													Wt. Au g/t	Wt. Cu %		
4LEA 2	3540	LEYTON	0.34	0.4	0.26	0.058	0.00	0	0	0.45	24.00	3.61	10.7985	1.62505		1
4LEA 2	3540	LEYTON	124.78	0.1	103.33	15.68	0.10	10.333	1.568							
4LEA 2	3540	LEYTON	1.55	0.4	1.33	0.163	0.35	0.4655	0.05705							
							0.00	0	0							
							0.00	0	0							
													Wt. Au g/t	Wt. Cu %		
4LEA 3	3540	LEYTON	0.14	0.4	0.1	0.031	0.00	0	0	0.47	17.36	1.48	8.1605	0.6946		1
4LEA 3	3540	LEYTON	102.09	0.07	91.55	7.7	0.07	6.4085	0.539							
4LEA 3	3540	LEYTON	4.91	0.4	4.38	0.389	0.40	1.752	0.1556							
							0.00	0	0							
							0.00	0	0							
													Wt. Au g/t	Wt. Cu %		
4LEA 4	3540	LEYTON	0.85	0.4	0.38	0.343	0.00	0	0	0.50	25.74	1.67	12.872	0.834		1
4LEA 4	3540	LEYTON	89.95	0.1	82.04	5.78	0.10	8.204	0.578							
4LEA 4	3540	LEYTON	12.55	0.4	11.67	0.64	0.40	4.668	0.256							
							0.00	0	0							
							0.00	0	0							
													Wt. Au g/t	Wt. Cu %		
4LEA 5	3540	LEYTON	13.33	0.4	12.73	0.435	0.40	5.092	0.174	0.50	27.58	1.49	13.792	0.746		1
4LEA 5	3540	LEYTON	94.83	0.1	87	5.72	0.10	8.7	0.572							
			0.00				0.00	0	0							
							0.00	0	0							
							0.00	0	0							
													Wt. Au g/t	Wt. Cu %		
4LEA 6	3540	LEYTON	1.08	0.5	0.94	0.104	0.35	0.329	0.0364	0.45	17.22	1.21	7.749	0.5454		1
4LEA 6	3540	LEYTON	81.16	0.1	74.2	5.09	0.10	7.42	0.509							
			0.00				0.00	0	0							
							0.00	0	0							
							0.00	0	0							
													Wt. Au g/t	Wt. Cu %		
4LEA 7	3540	LEYTON	0.59	0.5	0.47	0.085	0.38	0.1786	0.0323	0.45	17.85	1.22	8.0326	0.551		1
4LEA 7	3540	LEYTON	122.34	0.07	112.2	7.41	0.07	7.854	0.5187							
			0.00				0.00	0	0							
			0.00				0.00	0	0							
			0.00				0.00	0	0							

70N LEY 3540

Mining width

	#Sections	Total width		Grd/area	Au g/t	Cu %	AREA	avg.width	Length	Au Eq g/t
60 70N LEY 3540	7	3.29	Au:	109.18	**22.12**	**1.71**	4.94	**0.47**	10.50	24.46
			Cu:	8.43						149.83%
	7	4.9	Au:	101.598143	14.5140204	1.151316327	7	0.7	10	16.3253644

												Wt. Au g/t	Wt. Cu %	
4LEA 8	3540 LEYTON	2.28	0.5	2	0.202	0.42	0.84	0.08484	0.45	5.75	0.37	2.5857	0.16434	1
4LEA 8	3540 LEYTON	61.82	0.03	58.19	2.65	0.03	1.7457	0.0795						
		0.00				0.00	0	0						
		0.00				0.00	0	0						
		0.00				0.00	0	0						
												Wt. Au g/t	Wt. Cu %	
4LEA 9	3540 LEYTON	1.62	0.4	1.48	0.101	0.35	0.518	0.03535	0.45	11.91	1.90	5.358	0.85335	1
4LEA 9	3540 LEYTON	59.59	0.1	48.4	8.18	0.10	4.84	0.818						
		0.00				0.00	0	0						
		0.00				0.00	0	0						
		0.00				0.00	0	0						
												Wt. Au g/t	Wt. Cu %	
4LEA 10	3540 LEYTON	47.69	0.05	43.13	3.33	0.05	2.1565	0.1665	0.45	4.80	0.37	2.1605	0.1665	1
		0.01		0.01		0.40	0.004	0						
		0.00				0.00	0	0						
		0.00				0.00	0	0						
		0.00				0.00	0	0						
												Wt. Au g/t	Wt. Cu %	
4LEA 11	3540 LEYTON	0.82	0.4	0.74	0.059	0.00	0	0	0.50	10.41	0.79	5.2065	0.39365	1
4LEA 11	3540 LEYTON	8.79	0.05	8.73	0.043	0.05	0.4365	0.00215						
4LEA 11	3540 LEYTON	11.79	0.6	10.6	0.87	0.45	4.77	0.3915						
		0.00				0.00	0	0						
		0.00				0.00	0	0						
												Wt. Au g/t	Wt. Cu %	
4LEA 12	3540 LEYTON	0.50	0.5	0.37	0.098	0.00	0	0	0.45	3.33	1.12	1.498	0.5031	1
4LEA 12	3540 LEYTON	22.83	0.05	10.2	9.23	0.05	0.51	0.4615						
4LEA 12	3540 LEYTON	2.61	0.5	2.47	0.104	0.40	0.988	0.0416						
		0.00				0.00	0	0						
		0.00				0.00	0	0						
												Wt. Au g/t	Wt. Cu %	
4LEA 13	3540 LEYTON	111.36	0.05	102.47	6.5	0.05	5.1235	0.325	0.45	14.05	0.89	6.3235	0.399	1
4LEA 13	3540 LEYTON	3.25	0.5	3	0.185	0.40	1.2	0.074						
4LEA 13	3540 LEYTON	0.00	1.25	0	0	0.00	0	0						
4LEA 13	3540 LEYTON	3.02	0.3	3	0.014	0.00	0	0						
		0.00				0.00	0	0						
												Wt. Au g/t	Wt. Cu %	
4LEA 14	3540 LEYTON	0.31	0.5	0.24	0.054	0.00	0	0	0.45	22.80	1.78	10.258	0.8032	1
4LEA 14	3540 LEYTON	214.26	0.05	195	14.08	0.05	9.75	0.704						
4LEA 14	3540 LEYTON	1.61	0.5	1.27	0.248	0.40	0.508	0.0992						
		0.00				0.00	0	0						
		0.00				0.00	0	0						

80N LEY 3540

Mining width

		#Sections	Total width		Grd/area	Au g/t	Cu %	AREA	avg.width	Length	Au Eq g/t
118	80N LEY 3540	7	3.20	Au:	50.09	**10.43**	**1.03**	4.80	**0.46**	10.50	11.84
				Cu:	4.92						154.09%
		7	4.9	Au:	46.5167143	6.6452449	0.65927551	7	0.7	10	7.68247047

												Wt. Au g/t	Wt. Cu %	
4LEA 15	3540 LEYTON	72.86	0.1	53.73	13.98	0.10	5.373	1.398	0.55	15.28	3.32	8.4015	1.82595	1
4LEA 15	3540 LEYTON	8.03	0.5	6.73	0.951	0.45	3.0285	0.42795						
		0.00				0.00	0	0						
		0.00				0.00	0	0						
		0.00				0.00	0	0						

												Wt. Au g/t	Wt. Cu %	
4LEA 16	3540 LEYTON	15.25	0.05	7.07	5.98	0.05	0.3535	0.299	0.90	6.30	1.02	5.6659	0.9144	1
4LEA 16	3540 LEYTON	2.48	0.4	1.8	0.499	0.40	0.72	0.1996						
4LEA 16	3540 LEYTON	0.00	1.7	0	0	0.00	0	0						
4LEA 16	3540 LEYTON	72.65	0.07	64.52	5.94	0.07	4.5164	0.4158						
		0.20		0.2		0.38	0.076	0						

												Wt. Au g/t	Wt. Cu %	
4LEA 17	3540 LEYTON	174.19	0.1	161.85	9.02	0.10	16.185	0.902	0.55	31.21	2.04	17.165	1.1246	1
4LEA 17	3540 LEYTON	3.67	0.5	2.8	0.636	0.35	0.98	0.2226						
		0.00				0.10	0	0						
		0.00				0.00	0	0						
		0.00				0.00	0	0						

												Wt. Au g/t	Wt. Cu %	
4LEA 18	3540 LEYTON	6.60	0.3	6	0.44	0.30	1.8	0.132	0.45	28.91	1.56	13.01	0.70305	1
4LEA 18	3540 LEYTON	119.15	0.1	111.47	5.61	0.10	11.147	0.561						
4LEA 18	3540 LEYTON	1.54	0.5	1.26	0.201	0.05	0.063	0.01005						
		0.00				0.00	0	0						
		0.00				0.00	0	0						

												Wt. Au g/t	Wt. Cu %	
4LEA 19	3540 LEYTON	7.86	0.35	7.27	0.43	0.35	2.5445	0.1505	0.45	33.74	3.19	15.1845	1.4375	1
4LEA 19	3540 LEYTON	144.01	0.1	126.4	12.87	0.10	12.64	1.287						
4LEA 19	3540 LEYTON	1.90	0.5	1.6	0.219	0.00	0	0						
		0.00				0.00	0	0						
		0.00				0.00	0	0						

												Wt. Au g/t	Wt. Cu %	
4LEA 20	3540 LEYTON	0.25	0.5	0.19	0.041	0.00	0	0	0.45	22.24	1.61	10.0095	0.7248	1
4LEA 20	3540 LEYTON	102.15	0.1	92.85	6.8	0.10	9.285	0.68						
4LEA 20	3540 LEYTON	2.25	0.5	2.07	0.128	0.35	0.7245	0.0448						
		0.00				0.00	0	0						
		0.00				0.00	0	0						

												Wt. Au g/t	Wt. Cu %	
4LEA 21	3540 LEYTON	76.15	0.2	72.22	2.87	0.20	14.444	0.574	0.65	30.18	1.10	19.6195	0.71345	1
4LEA 21	3540 LEYTON	3.70	0.4	3.53	0.121	0.35	1.2355	0.04235						
4LEA 21	3540 LEYTON	40.73	0.1	39.4	0.971	0.10	3.94	0.0971						
		0.00				0.00	0	0						
		0.00				0.00	0	0						

90N LEY 3540

Mining width

		#Sections	Total width		Grd/area	Au g/t	Cu %	AREA	avg.width	Length	Au Eq g/t
175	90N LEY 3540	7	4.00	Au:	127.22	**22.26**	**1.861**	5.71	**0.57**	10.00	24.81
				Cu:	10.63						125.44%
		7	4.9	Au:	122.132857	17.447551	1.481112245	7	0.7	10	19.7777566

												Wt. Au g/t	Wt. Cu %	
4LEA 22	3540 LEYTON	27.41	0.3	20.6	4.98	0.30	6.18	1.494	0.45	13.79	3.35	6.204	1.50765	1
4LEA 22	3540 LEYTON	0.28	0.6	0.16	0.091	0.15	0.024	0.01365						
		0.00				0.00	0	0						
		0.00				0.00	0	0						
		0.00				0.00	0	0						

												Wt. Au g/t	Wt. Cu %	
4LEA 23	3540 LEYTON	60.28	0.15	53.85	4.7	0.15	8.0775	0.705	0.45	18.41	1.64	8.2845	0.7395	1
4LEA 23	3540 LEYTON	0.85	0.6	0.69	0.115	0.30	0.207	0.0345						
		0.00				0.00	0	0						
		0.00				0.00	0	0						
		0.00				0.00	0	0						

												Wt. Au g/t	Wt. Cu %	
4LEA 24	3540 LEYTON	0.00	0.1	0	0	0.00	0	0	0.00	0.00	0.00	0	0	0
		0.00				0.00	0	0						
		0.00				0.00	0	0						
		0.00				0.00	0	0						
		0.00				0.00	0	0						

												Wt. Au g/t	Wt. Cu %	
4LEA 26	3540 LEYTON	13.97	0.1	8.2	4.216	0.10	0.82	0.4216	0.45	1.85	0.98	0.8305	0.4412	1
4LEA 26	3540 LEYTON	0.11	0.7	0.03	0.056	0.35	0.0105	0.0196						
		0.00				0.00	0	0						

												Wt. Au g/t	Wt. Cu %	
4LEA 27	3540 LEYTON	27.90	0.15	23.8	3	0.15	3.57	0.45	0.45	8.15	1.07	3.666	0.4794	1
4LEA 27	3540 LEYTON	0.45	0.8	0.32	0.098	0.30	0.096	0.0294						
4LEA 27	3540 LEYTON	0.00	1.8	0	0	0.00	0	0						
4LEA 27	3540 LEYTON	10.22	0.05	6.8	2.501	0.00	0	0						
		0.00				0.00	0	0						

												Wt. Au g/t	Wt. Cu %	
4LEA 28	3540 LEYTON	61.01	0.2	56.3	3.44	0.20	11.26	0.688	0.45	25.13	1.53	11.31	0.688	1
		0.20		0.2		0.25	0.05	0						
		0.00				0.00	0	0						

												Wt. Au g/t	Wt. Cu %	
4LEA 29	3540 LEYTON	3.60	0.1	2.8	0.582	0.10	0.28	0.0582	0.45	0.79	0.17	0.357	0.07815	1
4LEA 29	3540 LEYTON	0.30	0.8	0.22	0.057	0.35	0.077	0.01995						
		0.00				0.00	0	0						

												Wt. Au g/t	Wt. Cu %	
4LEA 30	3540 LEYTON	0.10	1	0.06	0.031	0.45	0.027	0.01395	0.45	0.06	0.03	0.027	0.01395	1
		0.20	1	0.2		0.00	0	0						
		0.00				0.00	0	0						

												Wt. Au g/t	Wt. Cu %	
4LEA 32	3540 LEYTON	18.04	0.5	16.8	0.908	0.50	8.4	0.454	0.50	16.80	0.91	8.4	0.454	1
4LEA 32	3540 LEYTON	0.51	0.5	0.45	0.046	0.00	0	0						
		0.00				0.00	0	0						

100N 3540

Mining width

		#Sections	Total width		Grd/area	Au g/t	Cu %	AREA	avg.width	Length	Au Eq g/t
238	100N 3540	8	3.65	Au:	51.29	**10.71**	**1.206**	4.79	**0.46**	10.50	12.36
				Cu:	5.78						148.70%
		8	5.6	Au:	56.358	7.04475	0.804144643	8	0.7	11.4285714	8.30989541

4LEA 33	3540 LEYTON	4.62	0.5	4.4	0.159	0.45	1.98	0.07155	0.45	4.40	0.16	1.98	0.07155	1
4LEA 33	3540 LEYTON	0.19	0.5	0.15	0.032	0.00	0	0						
		0.00				0.00	0	0						
		0.00				0.00	0	0						
		0.00				0.00	0	0						
												Wt. Au g/t	Wt. Cu %	
4LEA 34	3540 LEYTON	1.29	0.1	0.9	0.282	0.10	0.09	0.0282	0.45	1.02	0.11	0.4575	0.05025	1
4LEA 34	3540 LEYTON	1.14	0.8	1.05	0.063	0.35	0.3675	0.02205						
		0.00				0.00	0	0						
		0.00				0.00	0	0						
		0.00				0.00	0	0						
												Wt. Au g/t	Wt. Cu %	
4LEA 35	3540 LEYTON	101.81	0.2	74.1	20.25	0.20	14.82	4.05	0.20	74.10	20.25	14.82	4.05	1
		0.00				0.00	0	0						
		0.00				0.00	0	0						
		0.00				0.00	0	0						
		0.00				0.00	0	0						
												Wt. Au g/t	Wt. Cu %	
4LEA 36	3540 LEYTON	16.25	0.1	14.8	1.06	0.10	1.48	0.106	0.45	3.58	0.30	1.613	0.1354	1
4LEA 36	3540 LEYTON	0.49	0.6	0.38	0.084	0.35	0.133	0.0294						
		0.00				0.00	0	0						
		0.00				0.00	0	0						
		0.00				0.00	0	0						
												Wt. Au g/t	Wt. Cu %	
4LEA 37	3540 LEYTON	93.44	0.2	84.3	6.68	0.20	16.86	1.336	0.45	37.87	3.03	17.0425	1.363	1
4LEA 37	3540 LEYTON	0.88	0.6	0.73	0.108	0.25	0.1825	0.027						
		0.00				0.00	0	0						
		0.00				0.00	0	0						
		0.00				0.00	0	0						
												Wt. Au g/t	Wt. Cu %	
4LEA 38	3540 LEYTON	86.73	0.1	77.4	6.82	0.10	7.74	0.682	0.45	18.06	1.67	8.125	0.7506	1
4LEA 38	3540 LEYTON	1.37	0.8	1.1	0.196	0.35	0.385	0.0686						
		0.00				0.00	0	0						
		0.00				0.00	0	0						
		0.00				0.00	0	0						
												Wt. Au g/t	Wt. Cu %	
4LEA 39	3540 LEYTON	117.64	0.1	100.5	12.53	0.10	10.05	1.253	1.20	16.69	1.83	20.03	2.2005	1
4LEA 39	3540 LEYTON	0.00	0.3	0	0	0.30	0	0						
4LEA 39	3540 LEYTON	84.77	0.1	75.3	6.92	0.10	7.53	0.692						
4LEA 39	3540 LEYTON	4.00	0.7	3.5	0.365	0.70	2.45	0.2555						
		0.00				0.00	0	0						

110N 3540

Mining width

		#Sections	Total width		Grd/area	Au g/t	Cu %	AREA	avg.width	Length	Au Eq g/t
300	110N 3540	7	3.65	Au:	77.80	**17.55**	**2.362**	4.43	**0.52**	8.50	20.78
				Cu:	10.47						134.50%
		7	5	Au:	91.0471429	12.7466	1.72048	7.14285714	0.71428571	10	15.4533983

												Wt. Au g/t	Wt. Cu %	
4LEA 40	3540 LEYTON	79.35	0.4	72	5.37	0.40	28.8	2.148	0.45	64.23	4.79	28.9025	2.1553	1
4LEA 40	3540 LEYTON	2.25	0.6	2.05	0.146	0.05	0.1025	0.0073						
		0.00				0.00	0	0						
		0.00				0.00	0	0						
		0.00				0.00	0	0						

												Wt. Au g/t	Wt. Cu %	
4LEA 41	3540 LEYTON	27.68	0.4	25.55	1.554	0.40	10.22	0.6216	0.45	22.84	1.39	10.2775	0.6259	1
4LEA 41	3540 LEYTON	1.27	0.8	1.15	0.086	0.05	0.0575	0.0043						
		0.00				0.00	0	0						
		0.00				0.00	0	0						
		0.00				0.00	0	0						

												Wt. Au g/t	Wt. Cu %	
4LEA 42	3540 LEYTON	13.48	0.4	12.45	0.75	0.40	4.98	0.3	0.45	11.26	0.67	5.065	0.30225	1
4LEA 42	3540 LEYTON	1.76	0.8	1.7	0.045	0.05	0.085	0.00225						
		0.00				0.00	0	0						
		0.00				0.00	0	0						
		0.00				0.00	0	0						

												Wt. Au g/t	Wt. Cu %	
4LEA 44	3540 LEYTON	62.62	0.3	53.9	6.37	0.30	16.17	1.911	0.45	36.22	4.34	16.2975	1.9515	1
4LEA 44	3540 LEYTON	1.22	0.8	0.85	0.27	0.15	0.1275	0.0405						
		0.00				0.00	0	0						
		0.00				0.00	0	0						
		0.00				0.00	0	0						

												Wt. Au g/t	Wt. Cu %	
4LEA 45	3540 LEYTON	10.59	0.4	8.65	1.417	0.40	3.46	0.5668	0.45	7.71	1.26	3.47	0.5668	1
4LEA 45	3540 LEYTON	0.20	0.75	0.2	0	0.05	0.01	0						
4LEA 45	3540 LEYTON	0.60	0.1	0.48	0.09	0.00	0	0						
		0.00				0.00	0	0						
		0.00				0.00	0	0						

												Wt. Au g/t	Wt. Cu %	
4LEA 46	3540 LEYTON	21.55	0.4	17.95	2.632	0.40	7.18	1.0528	0.45	16.00	2.35	7.2015	1.0589	1
4LEA 46	3540 LEYTON	0.60	0.5	0.43	0.122	0.05	0.0215	0.0061						
		0.00				0.00	0	0						
		0.00				0.00	0	0						
		0.00				0.00	0	0						

120N 3540

Mining width

	#Sections	Total width		Grd/area	Au g/t	Cu %	AREA	avg.width	Length	Au Eq g/t
356 120N 3540	6	2.70	Au:	137.12	**29.02**	**2.467**	4.73	**0.45**	10.50	32.40
			Cu:	11.66						158.35%
	6	4.43	Au:	114.131224	18.0342793	1.541286682	6.32857143	0.73833333	8.57142857	20.4591562

		Au	Wd		Cu							Wt. Au g/t	Wt. Cu %	
4LEA 47	3540 LEYTON	0.61	0.5	0.41	0.148	0.50	0.205	0.074	0.70	0.34	0.13	0.2345	0.09365	1
4LEA 47	3540 LEYTON	1.13	0.05	0.59	0.393	0.05	0.0295	0.01965						
		0.00				0.15	0	0						
		0.00				0.00	0	0						
		0.00				0.00	0	0						

												Wt. Au g/t	Wt. Cu %	
4LEA 48	3540 LEYTON	0.00	0.35	0	0	0.35	0	0	0.70	0.00	0.00	0	0	1
		0.00				0.35	0	0						
		0.00				0.00	0	0						
		0.00				0.00	0	0						
		0.00				0.00	0	0						

												Wt. Au g/t	Wt. Cu %	
4LEA 50	3540 LEYTON	0.00	1	0	0	0.35	0	0	0.70	0.00	0.00	0	0	1
4LEA 50	3540 LEYTON	0.00	1	0	0	0.35	0	0						
		0.00				0.00	0	0						
		0.00				0.00	0	0						
		0.00				0.00	0	0						

		Au	Wd									Wt. Au g/t	Wt. Cu %	
4LEA 51	3540 LEYTON	1.35	0.5	1.25	0.07	0.00	0	0	0.45	15.13	0.49	6.8075	0.22075	1
4LEA 51	3540 LEYTON	32.96	0.2	31.6	0.995	0.20	6.32	0.199						
4LEA 51	3540 LEYTON	2.07	0.5	1.95	0.087	0.25	0.4875	0.02175						
		0.00				0.00	0	0						
		0.00				0.00	0	0						

												Wt. Au g/t	Wt. Cu %	
4LEA 52	3540 LEYTON	1.26	0.5	1.2	0.047	0.00	0	0	0.45	55.42	4.42	24.9375	1.99	1
4LEA 52	3540 LEYTON	135.91	0.2	122.5	9.8	0.20	24.5	1.96						
4LEA 52	3540 LEYTON	1.91	0.5	1.75	0.12	0.25	0.4375	0.03						
		0.00				0.00	0	0						
		0.00				0.00	0	0						

140N LEY 3540

Mining width

	#Sections	Total width		Grd/area	Au g/t	Cu %	AREA	avg.width	Length	Au Eq g/t
414 140N LEY 3540	2	0.90	Au:	63.49	**35.27**	**2.456**	1.80	**0.45**	4.00	38.63
			Cu:	4.42						149.29%
	2	1.4	Au:	46.6714286	23.3357143	1.616071429	2	0.7	2.85714286	25.8782486

		Au EQ	Wd	Au	Cu%							Wt. Au g/t	Wt. Cu %	
4LEA 53	3540 LEYTON	1.98	0.5	1.75	0.165	0.00	0	0	0.45	66.97	5.83	30.135	2.6225	1
4LEA 53	3540 LEYTON	165.81	0.2	148.3	12.8	0.20	29.66	2.56						
4LEA 53	3540 LEYTON	2.24	0.5	1.9	0.25	0.25	0.475	0.0625						
		0.00				0.00	0	0						
		0.00				0.00	0	0						
												Wt. Au g/t	Wt. Cu %	
4LEA 54	3540 LEYTON	1.57	0.6	1.25	0.234	0.28	0.35	0.06552	0.45	55.67	2.55	25.051	1.14808	1
4LEA 54	3540 LEYTON	154.01	0.17	145.3	6.368	0.17	24.701	1.08256						
4LEA 54	3540 LEYTON	1.18	0.5	1.05	0.094	0.00	0	0						
		0.00				0.00	0	0						
		0.00				0.00	0	0						
												Wt. Au g/t	Wt. Cu %	
4LEA 55	3540 LEYTON	1.40	0.5	1.3	0.073	0.00	0	0	0.45	35.33	1.66	15.897	0.7476	1
4LEA 55	3540 LEYTON	134.77	0.12	126.7	5.9	0.12	15.204	0.708						
4LEA 55	3540 LEYTON	2.26	0.5	2.1	0.12	0.33	0.693	0.0396						
		0.00				0.00	0	0						
		0.00				0.00	0	0						
												Wt. Au g/t	Wt. Cu %	
4LEA 56	3540 LEYTON	1.06	0.6	0.95	0.084	0.00	0	0	0.45	19.74	3.24	8.881	1.45788	1
4LEA 56	3540 LEYTON	80.74	0.13	66.1	10.7	0.13	8.593	1.391						
4LEA 56	3540 LEYTON	1.19	0.5	0.9	0.209	0.32	0.288	0.06688						
		0.00				0.00	0	0						
		0.00				0.00	0	0						
												Wt. Au g/t	Wt. Cu %	
4LEA 57	3540 LEYTON	9.83	0.5	7.5	1.705	0.00	0	0	0.45	14.76	0.91	6.6411	0.41085	1
4LEA 57	3540 LEYTON	0.92	0.6	0.67	0.185	0.33	0.2211	0.06105						
4LEA 57	3540 LEYTON	57.49	0.12	53.5	2.915	0.12	6.42	0.3498						
		0.00				0.00	0	0						
		0.00				0.00	0	0						
												Wt. Au g/t	Wt. Cu %	
4LEA 58	3540 LEYTON	0.99	0.5	0.84	0.106	0.33	0.2772	0.03498	0.45	11.55	0.65	5.1972	0.2907	1
4LEA 58	3540 LEYTON	43.92	0.12	41	2.131	0.12	4.92	0.25572						
		0.00				0.00	0	0						
		0.00				0.00	0	0						
		0.00				0.00	0	0						
												Wt. Au g/t	Wt. Cu %	
4LEA 59	3540 LEYTON	1.61	0.8	1.42	0.137	0.35	0.497	0.04795	0.45	17.95	1.77	8.077	0.79795	1
4LEA 59	3540 LEYTON	86.06	0.1	75.8	7.5	0.10	7.58	0.75						
		0.00				0.00	0	0						
		0.00				0.00	0	0						
		0.00				0.00	0	0						
												Wt. Au g/t	Wt. Cu %	
4LEA 60	3540 LEYTON	3.91	0.8	3.58	0.241	0.80	2.864	0.1928	0.95	24.11	2.25	22.904	2.1398	1
4LEA 60	3540 LEYTON	151.36	0.15	133.6	12.98	0.15	20.04	1.947						
		0.00				0.00	0	0						
		0.00				0.00	0	0						
		0.00				0.00	0	0						

150N LEY 3540

Mining width

		#Sections	Total width		Grd/area	Au g/t	Cu %	AREA	avg.width	Length	Au Eq g/t
480	150N LEY 3540	8	4.10	Au:	184.17	**29.95**	**2.345**	6.15	**0.51**	12.00	33.16
				Cu:	14.42						139.23%
		8	5.6	Au:	169.006857	21.1258571	1.708926786	8	0.7	11.4285714	23.814479

		AuEQ	Wd, m.	Au, ggpt	Cu%							Wt. Au g/t	Wt. Cu %	
4LEA 61	3540 LEYTON	0.72	0.6	0.63	0.066	0.05	0.0315	0.0033	0.45	32.07	2.91	14.4315	1.3093	1
4LEA 61	3540 LEYTON	40.47	0.4	36	3.265	0.40	14.4	1.306						
		0.00				0.00	0	0						
		0.00				0.00	0	0						
		0.00				0.00	0	0						

												Wt. Au g/t	Wt. Cu %	
4LEA 62	3540 LEYTON	6.58	0.05	5.7	0.64	0.05	0.285	0.032	0.50	1.13	0.11	0.564	0.0545	1
4LEA 62	3540 LEYTON	1.03	0.3	0.93	0.075	0.30	0.279	0.0225						
4LEA 62	3540 LEYTON	2.16	0.2	0.54	1.184	0.00	0	0						
		0.00				0.15	0	0						
		0.00				0.00	0	0						

												Wt. Au g/t	Wt. Cu %	
4LEA 63	3540 LEYTON	18.12	0.3	16.5	1.184	0.30	4.95	0.3552	1.25	11.94	1.39	14.93	1.7362	1
4LEA 63	3540 LEYTON	0.20	0.6	0.2	0	0.15	0.03	0						
4LEA 63	3540 LEYTON	1.52	0.25	1.44	0.056	0.00	0	0						
4LEA 63	3540 LEYTON	10.01	0.6	8.25	1.286	0.60	4.95	0.7716						
4LEA 63	3540 LEYTON	29.17	0.2	25	3.047	0.20	5	0.6094						

												Wt. Au g/t	Wt. Cu %	
4LEA 65	3540 LEYTON	28.41	0.12	27	1.03	0.12	3.24	0.1236	1.22	22.27	0.64	27.171	0.7831	1
4LEA 65	3540 LEYTON	0.61	0.6	0.51	0.07	0.60	0.306	0.042						
4LEA 65	3540 LEYTON	48.94	0.5	47.25	1.235	0.50	23.625	0.6175						
4LEA 65	3540 LEYTON	0.00	0.5	0	0	0.00	0	0						
4LEA 65	3540 LEYTON	7.29	0.05	6.25	0.757	0.00	0	0						

												Wt. Au g/t	Wt. Cu %	
4LEA 66	3540 LEYTON	47.22	0.1	43.5	2.721	0.10	4.35	0.2721	1.15	10.43	0.76	11.997	0.8744	1
4LEA 66	3540 LEYTON	7.67	0.6	6.77	0.658	0.60	4.062	0.3948						
4LEA 66	3540 LEYTON	0.00	1	0	0	0.40	0	0						
4LEA 66	3540 LEYTON	77.38	0.05	71.7	4.15	0.05	3.585	0.2075						
		0.00				0.00	0	0						

												Wt. Au g/t	Wt. Cu %	
4LEA 67	3540 LEYTON	11.99	0.1	11.01	0.713	0.00	0	0	0.60	11.75	1.23	7.05	0.7398	1
4LEA 67	3540 LEYTON	0.94	0.8	0.86	0.062	0.00	0	0						
4LEA 67	3540 LEYTON	13.44	0.6	11.75	1.233	0.60	7.05	0.7398						
4LEA 67	3540 LEYTON	0.00	0.3	0	0	0.00	0	0						
4LEA 67	3540 LEYTON	5.68	0.05	1.85	2.8	0.00	0	0						

160N LEY 3540

Mining width

		#Sections	Total width		Grd/area	Au g/t	Cu %	AREA	avg.width	Length	Au Eq g/t
535	160N LEY 3540	6	5.17	Au:	126.91	**14.73**	**1.063**	8.62	**0.86**	10.00	16.18
				Cu:	9.16						102.50%
		6	4.82	Au:	97.0428571	14.093361	1.077614108	6.88571429	0.80333333	8.57142857	15.7887507

LEYTON VEIN

3540 Level											Stope LE5, extended		STOPE LE4		STOPE LE3		STOPE LE2	
Summary by S	F		P	Q	M	N	R	I			Grade AuEq	**0.00**	Grade AuEq	**24.92**	Grade AuEq	**22.69**	Grade AuEq	**18.24**
Section G	**Line**	**Block**	**Width**	**Lenght**	**Au g/t**	**Cu %**	**AuEQ**	**# Channel**			0.00	0.00	16.57	412.89	19.66	446.16	9.74	177.53
250									0									
240																		
230																		
220									1									
210									0									
200									0		0.00	0.00						
190									1.00		0.00	0.00						
180									1.00		0.00	0.00						
170									1				0.00	0.00				
160	160N LE	535	LE4	0.862	10.00	14.73	1.06	16.18	6	1			8.62	139.44				
150	150N LE	480	LE4	0.513	12.00	29.95	2.35	33.16	8	1			6.15	203.91				
140	140N LE	414	LE4	0.450	4.00	35.27	2.46	38.63	2	1			1.80	69.54				
130	=	No DATA	LE3												0.00	0.00		
120	120N 35	356	LE3	0.450	10.50	29.02	2.47	32.40	6	1					4.73	153.07		
110	110N 3	300	LE3	0.521	8.50	17.55	2.36	20.78	7	1					4.43	92.12		
100	100N 35	238	LE3	0.456	10.50	10.71	1.21	12.36	8	1					4.79	59.20		
90	90N LE\	175	LE3	0.571	10.00	22.26	1.86	24.81	7	1					5.71	141.77		
80	80N LE	118	LE3	0.457	10.50	10.43	1.03	11.84	7	1							4.80	56.82
70	70N LEY	60	LE2	0.470	10.50	22.12	1.71	24.46	7	1							4.94	120.71
60		No DATA	LE2							1							0.00	0.00
50		No DATA	LE2							1							0.00	0.00
40	40N LE\	1836		1.13	10.00	2.04	0.44	2.63	8									
30																		
20																		
10																		
0									1								0.00	0.00
-10								0	1								0.00	0.00
-20								0	1								0.00	0.00
-30									1								0.00	0.00
-40								0	1								0.00	0.00
-50																		
-60																		
-70																		
-80																		
-90																		
-100	South																	

LE3, LENGTH	50.00
WIDTH X LEN.	24.462054
Ave width	0.4892411

KATHY

Specific Gravit	Section (	Incre. Cutoff	Au/ %Cu Eq.	Mining Wd	Dil. Wd	Dil. Au/ t
2.9	12.17	3.82	1.37	0.45	0.10	0.20

BLOCK	3430 KT1

Proven

5

SECTION	WIDTH	HEIGHT	LENGTH	VOLUME	SG	TONS	AU	CU	AuEQ	WIDTH	DIL TONS	DIL AU
180 N	0.45	5	11.00	24.75	2.9	71.78	17.44	2.20	20.45472	0.10	15.95	0.20
190 N	0.45	5	11.00	24.75	2.9	71.78	29.20	3.47	33.9433	0.10	15.95	0.20
200 N	0.49	5	11.00	26.71428571	2.9	77.47	15.95	2.64	19.5599	0.10	15.95	0.20
210 N	0.66	5	6.00	19.875	2.9	57.64	20.84	2.60	24.40527	0.10	8.70	0.20
170N	0.45	5	11.00	24.75	2.9	71.78	3.98	0.74	4.992177	0.10	15.95	0.20
160N	0.45	5	11.00	24.75	2.9	71.78	10.71	1.19	12.33696	0.10	15.95	0.20
150N	0.45	5	11.00	24.75	2.9	71.78	13.86	3.08	18.07993	0.10	15.95	0.20
7	0.47		72.00									
w/Dilution	0.57											

Dilution

Proven Totals

TONS	493.98	tons		
AV Au	15.86	g/t		
AV Cu	2.27	%cu		
AuEQ	18.96	g/t		
DIL TONS	104.40	tons		
Au Dil	0.11	g/t		
Total tons	598.38	tons	Au g/t	Cu %
AV AuEQ Grade	15.67	g/t	13.11	1.87

Probable

15

SECTION	WIDTH	HEIGHT	LENGTH	VOLUME	SG	TONS	AU	CU	WIDTH	DIL TONS	DIL AU
180 N	0.45	15	11.00	74.25	2.9	215.33	17.44	2.20	20.45472	0.10	47.85	0.20
190 N	0.45	15	11.00	74.25	2.9	215.33	29.20	3.47	33.9433	0.10	47.85	0.20
200 N	0.49	15	11.00	80.14285714	2.9	232.41	15.95	2.64	19.5599	0.10	47.85	0.20
210 N	0.66	15	6.00	59.625	2.9	172.91	20.84	2.60	24.40527	0.10	26.10	0.20
170N	0.45	15	11.00	74.25	2.9	215.33	3.98	0.74	4.992177	0.10	47.85	0.20
160N	0.45	15	11.00	74.25	2.9	215.33	10.71	1.19	12.33696	0.10	47.85	0.20
150N	0.45	15	11.00	74.25	2.9	215.33	13.86	3.08	18.07993	0.10	47.85	0.20

Dilution

Probable Totals

TONS	1481.95	tons		
AV Au	15.86	g/t		
AV Cu	2.27	%cu		
AuEQ	18.96	g/t		
DIL TONS	313.20	tons		
Au Dil	0.11	g/t		
Total tons	1795.15	tons	Au g/t	Cu %
AV AuEQ Grade	15.67	g/t	13.11	1.87

Inferred Resource 20 see below

STOPE STATS	3430 KT1	
Length	38.0	m
Width	0.61	m
Height	20.0	m
Dilution %	0.17	%
Grade AuEQ	15.67	g/t
Prov&Prob.	2394	tons
Tons+Poss	2394	tons

BLOCK	3390 KT1

Proven

5

SECTION	WIDTH	HEIGHT	LENGTH	VOLUME	SG	TONS	AU	CU
180 N	0.45	5	11.00	24.75	2.9	71.78	17.44	2.20
190 N	0.45	5	11.00	24.75	2.9	71.78	29.20	3.47
200 N	0.49	5	11.00	26.71	2.9	77.47	15.95	2.64
210 N	0.66	5	6.00	19.88	2.9	57.64	20.84	2.60
170N	0.45	5	11.00	24.75	2.9	71.78	3.98	0.74
160N	0.45	5	11.00	24.75	2.9	71.78	10.71	1.19
150N	0.45	5	11.00	24.75	2.9	71.78	13.86	3.08
7	0.49		72.00					
	0.59							

Dilution

	WIDTH	DIL TONS	DIL AU
20.45472	0.10	15.95	0.20
33.9433	0.10	15.95	0.20
19.5599	0.10	15.95	0.20
24.40527	0.10	8.70	0.20
4.992177	0.10	15.95	0.20
12.33696	0.10	15.95	0.20
18.07993	0.10	15.95	0.20

Proven Totals

TONS	493.98	tons		
AV Au	15.86	g/t		
AV Cu	2.27	%cu		
AuEQ	18.96	g/t		
DIL TONS	104.40	tons		
Au Dil	0.11	g/t		
Total tons	598.38	tons	Au g/t	Cu %
AV AuEQ Grade	15.67	g/t	13.11	1.87

Probable

15

SECTION	WIDTH	HEIGHT	LENGTH	VOLUME	SG	TONS	AU	CU
180 N	0.45	15	11.00	74.25	2.9	215.33	17.44	2.20
190 N	0.45	15	11.00	74.25	2.9	215.33	29.20	3.47
200 N	0.49	15	11.00	80.14285714	2.9	232.41	15.95	2.64
210 N	0.66	15	6.00	59.625	2.9	172.91	20.84	2.60
170N	0.45	15	11.00	74.25	2.9	215.33	3.98	0.74
160N	0.45	15	11.00	74.25	2.9	215.33	10.71	1.19
150N	0.45	15	11.00	74.25	2.9	215.33	13.86	3.08

Dilution

	WIDTH	DIL TONS	DIL AU
20.45472	0.10	47.85	0.20
33.9433	0.10	47.85	0.20
19.5599	0.10	47.85	0.20
24.40527	0.10	26.10	0.20
4.992177	0.10	47.85	0.20
12.33696	0.10	47.85	0.20
18.07993	0.10	47.85	0.20

Probable Totals

TONS	1481.95	tons		
AV Au	15.86	g/t		
AV Cu	2.27	%cu		
AuEQ	18.96	g/t		
DIL TONS	313.20	tons		
Au Dil	0.11	g/t		
Total tons	1795.15	tons	Au g/t	Cu %
AV AuEQ Grade	15.67	g/t	13.11	1.87

Possible

20

SECTION	WIDTH	HEIGHT	LENGTH	VOLUME	SG	TONS	AU	CU
180 N	0.45	20	11.00	99	2.9	287.10	17.44	2.20
190 N	0.45	20	11.00	99	2.9	287.10	29.20	3.47
200 N	0.49	20	11.00	106.8571429	2.9	309.89	15.95	2.64
210 N	0.66	20	6.00	79.5	2.9	230.55	20.84	2.60
170N	0.45	20	11.00	99	2.9	287.10	3.98	0.74
160N	0.45	20	11.00	99	2.9	287.10	10.71	1.19
150N	0.45	20	11.00	99	2.9	287.10	13.86	3.08

Dilution

	WIDTH	DIL TONS	DIL AU
20.45472	0.10	63.80	0.20
33.9433	0.10	63.80	0.20
19.5599	0.10	63.80	0.20
24.40527	0.10	34.80	0.20
4.992177	0.10	63.80	0.20
12.33696	0.10	63.80	0.20
18.07993	0.10	63.80	0.20

Possible Totals

TONS	1975.94	tons		
AV Au	15.86	g/t		
AV Cu	2.27	%cu		
AuEQ	18.96	g/t		
DIL TONS	417.60	tons		
Au Dil	0.11	g/t		
Total tons	2393.54	tons	Au g/t	Cu %
AV AuEQ Grade	15.67	g/t	13.11	1.87

STOPE STATS	3390 KT1	
Length	38.0	m
Width	0.61	m
Height	40.0	m
Dilution %	0.17	%
Grade AuEQ	15.67	g/t
Prov&Prob.	2394	tons
Tons+Poss	4787	tons

Au gm p % Cu	Section Cu	Incre. Cuto	Min. Width
1.37	12.17	3.82	0.45

KATHY VEIN

BLOCK KTA 140N 3430 — **NORTH HALF OF SECTION**

												Au	Cu	Wt. Au g/t	Wt. Cu %	
5284	3430	560 E	3KTA 1	15	50.60	37.10	9.870	0.15	5.565	1.4805	0.45	12.37	3.29	5.565	1.4805	1
					0.00	0.00	0.000	0.30	0	0						
					0.00			0.00	0	0						
								0.00	0	0						
								0.00	0	0						
														Wt. Au g/t	Wt. Cu %	
5285	3430	560 E	3KTA 2	10	23.22	19.40	2.790	0.10	1.94	0.279	0.45	4.31	0.62	1.94	0.279	1
					0.00	0.00	0.000	0.35	0	0						
					0.00			0.00	0	0						
								0.00	0	0						
								0.00	0	0						
														Wt. Au g/t	Wt. Cu %	
5286	3430	560 E	3KTA 3	70	0.25	0.20	0.040	0.35	0.07	0.014	0.45	2.20	0.03	0.99	0.014	1
5287	3430	560 E		10	9.20	9.20	0.000	0.10	0.92	0						
					0.00			0.00	0	0						
								0.00	0	0						
								0.00	0	0						
														Wt. Au g/t	Wt. Cu %	
5288	3430	560 E	3KTA 4	70	0.62	0.47	0.110	0.40	0.188	0.044	0.45	0.63	0.18	0.283	0.08	1
5289	3430	560 E		5	2.89	1.90	0.720	0.05	0.095	0.036						
					0.00			0.00	0	0						
								0.00	0	0						
								0.00	0	0						

140N KTA

		Mining width #Sections	Total width		Grd/area	Au g/t	Cu %	AREA	avg.width	Length	Au Eq g/t
41	140N KTA	4	1.80	Au:	10.97	**4.88**	**1.03**	2.25	**0.45**	5.00	6.29
				Cu:	2.32						96.75%
		4.00	1.8	Au:	10.9725	4.87666667	1.02972222	2.25	0.45	5	6.49670898

BLOCK KTA 150N 3430

														Wt. Au g/t	Wt. Cu %	
5290	3430	560 E	3KTA 5	20	41.68	25.30	11.970	0.20	5.06	2.394	0.45	11.24	5.32	5.06	2.394	1
					0.00	0.00	0.000	0.25	0	0						
					0.00			0.00	0	0						
								0.00	0	0						
								0.00	0	0						
														Wt. Au g/t	Wt. Cu %	
6374	3430	560 E	3KTA 6	80	0.58	0.32	0.190	0.35	0.112	0.0665	0.45	4.03	1.11	1.812	0.4985	1
6375	3430	560 E		10	22.91	17.00	4.320	0.10	1.7	0.432						
					0.00			0.00	0	0						
								0.00	0	0						
								0.00	0	0						
														Wt. Au g/t	Wt. Cu %	
6376	3430	560 E	3KTA 7	80	0.31	0.24	0.050	0.25	0.06	0.0125	0.45	12.13	2.58	5.46	1.1625	1
6377	3430	560 E		20	34.87	27.00	5.750	0.20	5.4	1.15						
					0.00			0.00	0	0						
								0.00	0	0						
								0.00	0	0						
														Wt. Au g/t	Wt. Cu %	
6378	3430	560 E	3KTA 8	80	1.22	0.99	0.170	0.25	0.2475	0.0425	0.45	23.24	6.60	10.4575	2.9705	1
6379	3430	560 E		20	71.08	51.05	14.640	0.20	10.21	2.928						
					0.00			0.00	0	0						
								0.00	0	0						
								0.00	0	0						
														Wt. Au g/t	Wt. Cu %	
6380	3430	560 E	3KTA 9	70	0.52	0.38	0.100	0.15	0.057	0.015	0.45	25.46	2.90	11.457	1.305	1
6381	3430	560 E		30	43.88	38.00	4.300	0.30	11.4	1.29						
					0.00			0.00	0	0						
								0.00	0	0						
								0.00	0	0						
														Wt. Au g/t	Wt. Cu %	
6382	3430	560 E	3KTA 10	80	2.30	2.16	0.100	0.30	0.648	0.03	0.45	24.27	3.45	10.923	1.5525	1
6383	3430	560 E		15	82.39	68.50	10.150	0.15	10.275	1.5225						
					0.00			0.00	0	0						
								0.00	0	0						
								0.00	0	0						
														Wt. Au g/t	Wt. Cu %	
6384	3430	560 E	3KTA 11	70	1.69	1.50	0.140	0.33	0.495	0.0462	0.45	7.90	1.39	3.555	0.6246	1
6385	3430	560 E		12	32.09	25.50	4.820	0.12	3.06	0.5784						
					0.00			0.00	0	0						
								0.00	0	0						
								0.00	0	0						
														Wt. Au g/t	Wt. Cu %	
6386	3430	560 E	3KTA 12	70	0.67	0.44	0.170	0.35	0.154	0.0595	0.45	2.64	1.30	1.187	0.5845	1
6387	3430	560 E		10	17.51	10.33	5.250	0.10	1.033	0.525						
					0.00			0.00	0	0						
								0.00	0	0						
								0.00	0	0						
														Wt. Au g/t	Wt. Cu %	

150N KTA

			Mining width										
			#Sections	Total width		Grd/area	Au g/t	Cu %	AREA	avg.width	Length		Au Eq g/t
107	150N KTA		8	3.60	Au:	68.63	13.86	3.08	4.95	0.45	11.00		18.08
					Cu:	15.25							146.24%
			8.00	5.6	Au:	70.701125	9.18196429	2.02180357	7.7	0.7	11		12.3628292

BLOCK KTA 160N 3430

														Wt. Au g/t	Wt. Cu %	
6388	3430	560 E	3KTA 13	70	0.26	0.19	0.050	0.35	0.0665	0.0175	0.45	3.75	0.44	1.6865	0.1995	1
6389	3430	560 E		10	18.69	16.20	1.820	0.10	1.62	0.182						
					0.00			0.00	0	0						
								0.00	0	0						
								0.00	0	0						
														Wt. Au g/t	Wt. Cu %	
6390	3430	560 E	3KTA 14	80	0.97	0.81	0.120	0.25	0.2025	0.03	0.45	5.25	0.38	2.3625	0.17	1
6391	3430	560 E		20	11.76	10.80	0.700	0.20	2.16	0.14						
					0.00			0.00	0	0						
								0.00	0	0						
								0.00	0	0						
6392	3430	560 E	3KTA 15	80	0.12	0.08	0.030	0.25	0.02	0.0075	0.45	22.71	2.64	10.22	1.1875	1
6393	3430	560 E		20	59.07	51.00	5.900	0.20	10.2	1.18						
					0.00			0.00	0	0						
								0.00	0	0						
								0.00	0	0						
6394	3430	560 E	3KTA 16	80	0.39	0.31	0.060	0.30	0.093	0.018	0.45	1.98	0.26	0.8925	0.1185	1
6395	3430	560 E		15	6.25	5.33	0.670	0.15	0.7995	0.1005						
					0.00			0.00	0	0						
								0.00	0	0						
								0.00	0	0						
														Wt. Au g/t	Wt. Cu %	
6396	3430	560 E	3KTA 17	80	1.32	1.20	0.090	0.30	0.36	0.027	0.45	17.97	2.18	8.085	0.9825	1
6397	3430	560 E		15	60.22	51.50	6.370	0.15	7.725	0.9555						
					0.00			0.00	0	0						
								0.00	0	0						
								0.00	0	0						
														Wt. Au g/t	Wt. Cu %	
6398	3430	560 E	3KTA 18	60	0.44	0.40	0.030	0.00	0	0	0.45	15.18	3.03	6.8295	1.362	1
6399	3430	560 E		30	25.95	20.20	4.200	0.30	6.06	1.26						
6400	3430	560 E		15	6.06	5.13	0.680	0.15	0.7695	0.102						
								0.00	0	0						
								0.00	0	0						
														Wt. Au g/t	Wt. Cu %	
6401	3430	560 E	3KTA 19	80	0.22	0.18	0.030	0.35	0.063	0.0105	0.45	10.81	0.36	4.863	0.1615	1
6402	3430	560 E		10	50.07	48.00	1.510	0.10	4.8	0.151						
					0.00			0.00	0	0						
								0.00	0	0						
								0.00	0	0						
														Wt. Au g/t	Wt. Cu %	
6403	3430	560 E	3KTA 20	80	0.81	0.66	0.110	0.25	0.165	0.0275	0.45	8.06	0.21	3.625	0.0935	1
6404	3430	560 E		20	17.75	17.30	0.330	0.20	3.46	0.066						
					0.00			0.00	0	0						
								0.00	0	0						
								0.00	0	0						

160N KTA

			Mining width									
			#Sections	Total width		Grd/area	Au g/t	Cu %	AREA	avg.width	Length	Au Eq g/t
172	160N KTA		8	3.60	Au:	53.03	10.71	1.19	4.95	0.45	11.00	12.34
					Cu:	5.88						148.73%
			8.00	5.6	Au:	54.3420625	7.05741071	0.78660714	7.7	0.7	11	8.29496471

BLOCK KTA 170N 3430

														Wt. Au g/t	Wt. Cu %	
6405	3430	560 E	3KTA 21	70	0.26	0.23	0.020	0.25	0.0575	0.005	0.45	8.57	0.71	3.8575	0.319	1
6406	3430	560 E		20	21.15	19.00	1.570	0.20	3.8	0.314						
					0.00			0.00	0	0						
								0.00	0	0						
								0.00	0	0						
														Wt. Au g/t	Wt. Cu %	
6407	3430	560 E	3KTA 22	80	0.61	0.51	0.070	0.30	0.153	0.021	0.45	2.27	0.27	1.023	0.1215	1
6408	3430	560 E		15	6.72	5.80	0.670	0.15	0.87	0.1005						
					0.00			0.00	0	0						
								0.00	0	0						
								0.00	0	0						
														Wt. Au g/t	Wt. Cu %	
8483	3430	560 E	3KTA 23	70	0.23	0.16	0.050	0.25	0.04	0.0125	0.45	2.31	0.57	1.04	0.2585	1
8484	3430	560 E		20	6.68	5.00	1.230	0.20	1	0.246						
					0.00			0.00	0	0						
								0.00	0	0						
								0.00	0	0						
														Wt. Au g/t	Wt. Cu %	
8485	3430	560 E	3KTA 24	80	0.24	0.16	0.060	0.35	0.056	0.021	0.45	2.24	1.59	1.006	0.716	1
8486	3430	560 E		10	19.01	9.50	6.950	0.10	0.95	0.695						
					0.00			0.00	0	0						
								0.00	0	0						
								0.00	0	0						
														Wt. Au g/t	Wt. Cu %	
8487	3430	560 E	3KTA 25	70	0.56	0.40	0.120	0.35	0.14	0.042	0.45	2.64	0.84	1.19	0.377	1
8488	3430	560 E		10	15.08	10.50	3.350	0.10	1.05	0.335						
					0.00			0.00	0	0						
								0.00	0	0						
								0.00	0	0						
														Wt. Au g/t	Wt. Cu %	
8489	3430	560 E	3KTA 26	70	0.33	0.22	0.080	0.30	0.066	0.024	0.45	2.15	0.69	0.966	0.309	1
8490	3430	560 E		15	8.60	6.00	1.900	0.15	0.9	0.285						
					0.00			0.00	0	0						
								0.00	0	0						
								0.00	0	0						
														Wt. Au g/t	Wt. Cu %	
8491	3430	560 E	3KTA 27	70	0.26	0.18	0.060	0.30	0.054	0.018	0.45	7.65	0.53	3.444	0.237	1
8492	3430	560 E		15	24.60	22.60	1.460	0.15	3.39	0.219						
					0.00			0.00	0	0						
								0.00	0	0						
								0.00	0	0						

170N KTA

			Mining width									
			#Sections	Total width		Grd/area	Au g/t	Cu %	AREA	avg.width	Length	Au Eq g/t
232	170N KTA		7	3.15	Au:	19.68	3.98	0.74	4.95	0.45	11.00	4.99
					Cu:	3.67						145.17%
			7.00	4.9	Au:	20.4152143	2.65132653	0.50061224	7.7	0.7	11	3.43893022

BLOCK KTA 180N_3430

														Wt. Au g/t	Wt. Cu %		
8493	3430	560 E	3KTA 28	60	1.62	1.20	0.310	0.25	0.3	0.0775	0.45	18.00	0.57	8.1	0.2555	1	
8494	3430	560 E		20	40.22	39.00	0.890	0.20	7.8	0.178							
					0.00			0.00	0	0							
								0.00	0	0							
								0.00	0	0							
														Wt. Au g/t	Wt. Cu %		
8495	3430	560 E	3KTA 29	40	17.41	15.00	1.760	0.40	6	0.704	0.45	13.36	1.57	6.0105	0.706	1	
8496	3430	560 E		80	0.26	0.21	0.040	0.05	0.0105	0.002							
					0.00			0.00	0	0							
								0.00	0	0							
								0.00	0	0							
8497	3430	560 E	3KTA 30	40	26.08	17.80	6.050	0.40	7.12	2.42	0.45	16.04	5.42	7.22	2.437	1	
8498	3430	560 E		70	2.47	2.00	0.340	0.05	0.1	0.017							
					0.00			0.00	0	0							
								0.00	0	0							
								0.00	0	0							
8499	3430	560 E	3KTA 31	35	13.04	11.00	1.490	0.35	3.85	0.5215	0.45	8.68	1.20	3.908	0.5395	1	
8500	3430	560 E		70	0.83	0.58	0.180	0.10	0.058	0.018							
					0.00			0.00	0	0							
								0.00	0	0							
								0.00	0	0							
														Wt. Au g/t	Wt. Cu %		
8501	3430	560 E	3KTA 32	80	0.25	0.18	0.050	0.15	0.027	0.0075	0.45	1.53	0.73	0.687	0.3285	1	
8502	3430	560 E		30	3.66	2.20	1.070	0.30	0.66	0.321							
					0.00			0.00	0	0							
								0.00	0	0							
								0.00	0	0							
														Wt. Au g/t	Wt. Cu %		
8503	3430	560 E	3KTA 33	20	73.74	63.00	7.850	0.20	12.6	1.57	0.45	28.31	3.55	12.7375	1.5975	1	
8504	3430	560 E		70	0.70	0.55	0.110	0.25	0.1375	0.0275							
					0.00			0.00	0	0							
								0.00	0	0							
								0.00	0	0							
														Wt. Au g/t	Wt. Cu %		
8505	3430	560 E	3KTA 34	20	87.60	80.50	5.190	0.20	16.1	1.038	0.45	36.19	2.37	16.285	1.068	1	
8506	3430	560 E		70	0.90	0.74	0.120	0.25	0.185	0.03							
					0.00			0.00	0	0							
								0.00	0	0							
								0.00	0	0							

180N_KTA

			Mining width									
			#Sections	Total width		Grd/area	Au g/t	Cu %	AREA	avg.width	Length	Au Eq g/t
298	180N KTA		7	3.15	Au:	86.35	17.44	2.20	4.95	0.45	11.00	20.45
					Cu:	10.89						148.11%
			7.00	4.9	Au:	88.4918571	11.492449	1.47336735	7.7	0.7	11	13.8104697

BLOCK KTA 190N 3430

														Wt. Au g/t	Wt. Cu %	
8507	3430	560 E	3KTA 35	30	24.28	17.00	5.320	0.30	5.1	1.596	0.45	11.67	3.60	5.25	1.6185	1
8508	3430	560 E		70	1.21	1.00	0.150	0.15	0.15	0.0225						
					0.00			0.00	0	0						
								0.00	0	0						
								0.00	0	0						
														Wt. Au g/t	Wt. Cu %	
8509	3430	560 E	3KTA 36	15	205.26	180.00	18.460	0.15	27	2.769	0.45	64.67	6.24	29.1	2.809	1
8510	3430	560 E		20	10.77	10.50	0.200	0.20	2.1	0.04						
					0.00	0.00	0.000	0.10	0	0						
								0.00	0	0						
								0.00	0	0						
														Wt. Au g/t	Wt. Cu %	
8511	3430	560 E	3KTA 37	20	108.44	92.50	11.650	0.20	18.5	2.33	0.45	41.23	5.24	18.5525	2.36	1
8512	3430	560 E		70	0.37	0.21	0.120	0.25	0.0525	0.03						
					0.00			0.00	0	0						
								0.00	0	0						
								0.00	0	0						
														Wt. Au g/t	Wt. Cu %	
8513	3430	560 E	3KTA 38	20	27.36	24.50	2.090	0.20	4.9	0.418	0.45	11.06	0.95	4.975	0.428	1
8514	3430	560 E		80	0.35	0.30	0.040	0.25	0.075	0.01						
					0.00			0.00	0	0						
								0.00	0	0						
								0.00	0	0						
														Wt. Au g/t	Wt. Cu %	
8515	3430	560 E	3KTA 39	20	41.36	38.50	2.090	0.20	7.7	0.418	0.45	17.39	1.30	7.825	0.583	1
8516	3430	560 E		70	1.40	0.50	0.660	0.25	0.125	0.165						
					0.00			0.00	0	0						
								0.00	0	0						
								0.00	0	0						

190N KTA

		Mining width										
		#Sections	Total width		Grd/area	Au g/t	Cu %	AREA	avg.width	Length		Au Eq g/t
349	190N KTA	5	2.25	Au:	144.55	29.20	3.47	4.95	0.45	11.00		33.94
				Cu:	17.16							150.66%
		5.00	3.5	Au:	145.651	18.9157143	2.29742857	7.7	0.7	11		22.5302148

BLOCK KTA 200N 3430

8521	3430	560 E	3KTA 44	15	129.73	114.00	11.500	0.15	17.1	1.725	0.45	38.68	3.93	17.406	1.77	1
8522	3430	560 E		70	1.23	1.02	0.150	0.30	0.306	0.045						
					0.00			0.00	0	0						
								0.00	0	0						
								0.00	0	0						
8523	3430	560 E	3KTA 45	10	57.45	53.00	3.250	0.10	5.3	0.325	0.45	12.10	0.83	5.447	0.374	1
8524	3430	560 E		80	0.61	0.42	0.140	0.35	0.147	0.049						
					0.00			0.00	0	0						
								0.00	0	0						
								0.00	0	0						
8525	3430	560 E	3KTA 46	10	60.03	52.50	5.500	0.10	5.25	0.55	0.45	12.21	1.28	5.495	0.5745	1
8526	3430	560 E		80	0.80	0.70	0.070	0.35	0.245	0.0245						
					0.00			0.00	0	0						
								0.00	0	0						
								0.00	0	0						
														Wt. Au g/t	Wt. Cu %	
8527	3430	560 E	3KTA 47	15	9.47	5.00	3.270	0.15	0.75	0.4905	0.45	2.87	2.08	1.29	0.9375	1
8528	3430	560 E		60	3.84	1.80	1.490	0.30	0.54	0.447						
					0.00	0.00	0.000	0.00	0	0						
								0.00	0	0						
								0.00	0	0						
														Wt. Au g/t	Wt. Cu %	
8529	3430	560 E	3KTA 48	10	119.63	90.35	21.400	0.10	9.035	2.14	0.70	16.00	3.75	11.2	2.6215	1
8530	3430	560 E		40	3.13	2.60	0.390	0.40	1.04	0.156						
8531	3430	560 E		15	10.47	7.50	2.170	0.15	1.125	0.3255						
						0.00	0.000	0.05	0	0						
								0.00	0	0						
														Wt. Au g/t	Wt. Cu %	
8532	3430	560 E	3KTA 49	70	0.44	0.33	0.080	0.20	0.066	0.016	0.45	19.31	4.79	8.691	2.156	1
8533	3430	560 E		25	46.21	34.50	8.560	0.25	8.625	2.14						
					0.00			0.00	0	0						
								0.00	0	0						
								0.00	0	0						
														Wt. Au g/t	Wt. Cu %	
8534	3430	560 E	3KTA 50	70	0.55	0.41	0.100	0.35	0.1435	0.035	0.45	10.47	1.17	4.7135	0.528	1
8535	3430	560 E		10	52.45	45.70	4.930	0.10	4.57	0.493						
					0.00			0.00	0	0						
								0.00	0	0						
								0.00	0	0						

200N KTA

			Mining width									
			#Sections	Total width		Grd/area	Au g/t	Cu %	AREA	avg.width	Length	Au Eq g/t
405	200N KTA		7	3.40	Au:	85.24	15.95	2.64	5.34	0.49	11.00	19.56
					Cu:	14.08						136.32%
			7.00	4.9	Au:	87.0767857	11.3086735	1.93244898	7.7	0.7	11	14.3489586

BLOCK KTA 210N 3430 **SOUTH HALF OF SECTION**

														Wt. Au g/t	Wt. Cu %	
8536	3430	560 E	3KTA 51	80	0.25	0.14	0.080	0.20	0.028	0.016	0.45	27.17	1.81	12.228	0.8135	1
8537	3430	560 E		25	53.16	48.80	3.190	0.25	12.2	0.7975						
					0.00			0.00	0	0						
								0.00	0	0						
								0.00	0	0						
														Wt. Au g/t	Wt. Cu %	
8538	3430	560 E	3KTA 52	10	2.00	1.89	0.080	0.00	0	0	0.45	38.07	7.90	17.133	3.555	1
8539	3430	560 E		60	0.36	0.22	0.100	0.15	0.033	0.015						
8540	3430	560 E		30	73.14	57.00	11.800	0.30	17.1	3.54						
								0.00	0	0						
								0.00	0	0						
														Wt. Au g/t	Wt. Cu %	
8541	3430	560 E	3KTA 53	10	9.44	5.60	2.810	0.10	0.56	0.281	0.90	18.76	1.14	16.881	1.025	1
8542	3430	560 E		70	3.17	3.03	0.100	0.70	2.121	0.07						
8543	3430	560 E		10	151.22	142.00	6.740	0.10	14.2	0.674						
								0.00	0	0						
								0.00	0	0						
														Wt. Au g/t	Wt. Cu %	
8544	3430	560 E	3KTA 54	15	18.43	15.60	2.070	0.15	2.34	0.3105	0.85	10.58	1.77	8.99	1.5075	1
8545	3430	560 E		70	11.84	9.50	1.710	0.70	6.65	1.197						
					0.00			0.00	0	0						
								0.00	0	0						
								0.00	0	0						

210N KTA

		Mining width #Sections	Total width		Grd/area	Au g/t	Cu %	AREA	avg.width	Length	Au Eq g/t
441	210N KTA	4	2.65	Au:	82.85	**20.84**	**2.60**	3.98	**0.66**	6.00	24.41
				Cu:	10.35						110.04%
		4	2.90	Au:	67.48	**18.62**	**2.27**	3.63	**0.73**	5.00	22.18

KATHY VEIN

Summary by Sectio	F		P	Q	M	N	R	I		Grade AuE	18.96	Grade AuE	11.80	Grade AuE	#¡DIV/0!	Grade AuE	#¡DIV/0!
Section G	Line	Block	Width	Lenght	Au g/t	Cu %	AuEQ	# Channel		34.07	646.06	14.85	175.27	0.00	0.00	0.00	0.00
240																	
230	Kathy Vein is Open to North																
220																	
210	210N KTA	441	0.663	6.00	20.84	2.60	24.41	4.00	1	3.98	97.01						
200	200N KTA	405	0.486	11.00	15.95	2.64	19.56	7.00	1	5.34	104.51						
190	190N KTA	349	0.450	11.00	29.20	3.47	33.94	5.00	1	4.95	168.02						
180	180N KTA	298	0.45	11.00	17.44	2.20	20.45	7.00	1.00	4.95	101.25						
170	170N KTA	232	0.45	11.00	3.98	0.74	4.99	7	1	4.95	24.71	4.95	24.71				
160	160N KTA	172	0.45	11.00	10.71	1.19	12.34	8	1	4.95	61.07	4.95	61.07				
150	150N KTA	107	0.45	11.00	13.86	3.08	18.08	8	1	4.95	89.50	4.95	89.50				
140	140N KTA	41	0.45	5.00	4.88	1.03	6.29	4				0.00	0.00				
130												0.00	0.00				
120														0.00	0.00		
110														0.00	0.00		
100														0.00	0.00		
90														0.00	0.00		
80																	
70																	
60																	
50																	
40																	
30																	
20																	
10																	
0																	
-10																	
-20																	
-30																	
-40																	
-50																	
-60																	
-70																	
-80																	
-90																	
-100																	
-110																	
			0.473165	72.00	15.86002	2.268633	18.96397										

Specific G	Section Cut	Incre. Cutoff	Au/ %Cu Eq.	Mining Wd	Dil. Wd	Dil. Au/ t
2.9	12.17	3.82	1.37	0.45	0.10	0.2

BLOCK 3390 LU1

Measured / Proven 5

SECTION	WIDTH	HEIGHT	LENGTH	VOLUME	SG	TONS	AU	CU
-10	0.59	5	10.00	30	2.9	85.79	33.40	0.10
0	0.49	5	10.00	25	2.9	71.05	43.68	0.33
10	0.49	5	10.00	25	2.9	71.46	11.79	0.12
20	0.70	5	10.00	35	2.9	101.50	8.94	0.70
30	0.46	5	10.00	23	2.9	66.29	14.32	0.63
40	0.53	5	10.00	26	2.9	76.64	16.12	3.42
50	0.45	5	10.00	23	2.9	65.25	15.15	1.79
60	0.54	5	12.86	35	2.9	101.50	25.76	2.26
70	0.70	5	10.00	35	2.9	101.50	30.68	1.39
80	0.54	5	10.00	27	2.9	78.71	16.62	2.26
10	0.55		102.86					

Dilution

	WIDTH	DIL TONS	DIL AU
33.54	0.10	14.50	0.20
44.14	0.10	14.50	0.20
11.96	0.10	14.50	0.20
9.91	0.10	14.50	0.20
15.18	0.10	14.50	0.20
20.80	0.10	14.50	0.20
17.60	0.10	14.50	0.20
28.85	0.10	18.64	0.20
32.59	0.10	14.50	0.20
19.72	0.10	14.50	0.20

Proven Totals

TONS	819.70	tons		
AV Au	21.87	g/t		
AV Cu	1.32	%cu		
AuEQ	23.68	g/t		
DIL TONS	149.14	tons		
Au Dil	0.18	g/t		
Total tons	968.84	tons	Au g/t	Cu %
AV AuEQ Gra	20.06	g/t	18.53	1.12

Indicated / Probable 13.5

SECTION	WIDTH	HEIGHT	LENGTH	VOLUME	SG	TONS	AU	CU
-10	0.59	13.5	10.00	80	2.9	231.64	33.40	0.10
0	0.49	13.5	10.00	66	2.9	191.84	43.68	0.33
10	0.49	13.5	10.00	67	2.9	192.95	11.79	0.12
20	0.70	13.5	10.00	95	2.9	274.05	8.94	0.70
30	0.46	13.5	10.00	62	2.9	178.97	14.32	0.63
40	0.53	13.5	10.00	71	2.9	206.94	16.12	3.42
50	0.45	13.5	10.00	61	2.9	176.18	15.15	1.79
60	0.54	13.5	12.86	95	2.9	274.05	25.76	2.26
70	0.70	13.5	10.00	95	2.9	274.05	30.68	1.39
80	0.54	13.5	10.00	73	2.9	212.53	16.62	2.26

Dilution

	WIDTH	DIL TONS	DIL AU
33.54	0.10	39.15	0.20
44.14	0.10	39.15	0.20
11.96	0.10	39.15	0.20
9.91	0.10	39.15	0.20
15.18	0.10	39.15	0.20
20.80	0.10	39.15	0.20
17.60	0.10	39.15	0.20
28.85	0.10	50.34	0.20
32.59	0.10	39.15	0.20
19.72	0.10	39.15	0.20

Probab Totals

TONS	2213.19	tons		
AV Au	21.87	g/t		
AV Cu	1.32	%cu		
AuEQ	23.68	g/t		
DIL TONS	402.69	tons		
Au Dil	0.18	g/t		
Total tons	2615.87	tons	Au g/t	Cu %
AV AuEQ Gra	20.06	g/t	18.53	1.12

Inferred / Possible 20

SECTION	WIDTH	HEIGHT	LENGTH	VOLUME	SG	TONS	AU	CU
-10	0.59	20	10.00	118	2.9	343.17	33.40	0.10
0	0.49	20	10.00	98	2.9	284.20	43.68	0.33
10	0.49	20	10.00	99	2.9	285.86	11.79	0.12
20	0.70	20	10.00	140	2.9	406.00	8.94	0.70
30	0.46	20	10.00	91	2.9	265.14	14.32	0.63
40	0.53	20	10.00	106	2.9	306.57	16.12	3.42
50	0.45	20	10.00	90	2.9	261.00	15.15	1.79
60	0.54	20	12.86	140	2.9	406.00	25.76	2.26
70	0.70	20	10.00	140	2.9	406.00	30.68	1.39
80	0.54	20	10.00	109	2.9	314.86	16.62	2.26

Dilution

	WIDTH	DIL TONS	DIL AU
33.54	0.10	58.00	0.20
44.14	0.10	58.00	0.20
11.96	0.10	58.00	0.20
9.91	0.10	58.00	0.20
15.18	0.10	58.00	0.20
20.80	0.10	58.00	0.20
17.60	0.10	58.00	0.20
28.85	0.10	74.57	0.20
32.59	0.10	58.00	0.20
19.72	0.10	58.00	0.20

Possibl Totals

TONS	3278.80	tons		
AV Au	21.87	g/t		
AV Cu	1.32	%cu		
AuEQ	23.68	g/t		
DIL TONS	596.57	tons		
Au Dil	0.18	g/t		
Total tons	3875.37	tons	Au g/t	Cu %
AV AuEQ Gra	20.06	g/t	18.53	1.12

STOPE STAT	3390 LU1	
Length	103	m
Width	0.55	m
Height	40	m
Dilution %	0.15	%
Grade AuEQ	20.06	g/t
Prov&Prob.	3585	tons
Tons+Poss	7460	tons

BLOCK	3430 LU1	

Measured / Proven

		5											
SECTION	WIDTH	HEIGHT	LENGTH	VOLUME	SG	TONS	AU	CU	Au Eq		WIDTH	DIL TONS	DIL AU
-10	**0.59**	5	**10.00**	30	2.9	85.79	**33.40**	**0.10**	33.54		0.10	14.50	0.20
0	0.49	5	10.00	25	2.9	71.05	43.68	0.33	44.14		0.10	14.50	0.20
10	0.49	5	10.00	25	2.9	71.46	11.79	0.12	11.96		0.10	14.50	0.20
20	0.70	5	10.00	35	2.9	101.50	8.94	0.70	9.91		0.10	14.50	0.20
30	0.46	5	10.00	23	2.9	66.29	14.32	0.63	15.18		0.10	14.50	0.20
40	0.53	5	10.00	26	2.9	76.64	16.12	3.42	20.80		0.10	14.50	0.20
50	0.45	5	10.00	23	2.9	65.25	15.15	1.79	17.60		0.10	14.50	0.20
60	0.54	5	12.86	35	2.9	101.50	25.76	2.26	28.85		0.10	18.64	0.20
70	0.70	5	10.00	35	2.9	101.50	30.68	1.39	32.59		0.10	14.50	0.20
80	0.54	5	10.00	27	2.9	78.71	16.62	2.26	19.72		0.10	14.50	0.20
	0.55		102.86										

Dilution

Proven Totals

TONS	819.70	tons		
AV Au	21.87	g/t		
AV Cu	1.32	%cu		
AuEQ	23.68	g/t		
DIL TONS	149.14	tons		
Au Dil	0.18	g/t		
Total tons	968.84	tons	Au g/t	Cu %
AV AuEQ Gra	20.06	g/t	18.53	1.12

Indicated / Probable

		13.5											
SECTION	WIDTH	HEIGHT	LENGTH	VOLUME	SG	TONS	AU	CU			WIDTH	DIL TONS	DIL AU
-10	**0.59**	13.5	**10.00**	80	2.9	231.64	**33.40**	**0.10**	33.54		0.10	39.15	0.20
0	0.49	13.5	10.00	66	2.9	191.84	43.68	0.33	44.14		0.10	39.15	0.20
10	0.49	13.5	10.00	67	2.9	192.95	11.79	0.12	11.96		0.10	39.15	0.20
20	0.70	13.5	10.00	95	2.9	274.05	8.94	0.70	9.91		0.10	39.15	0.20
30	0.46	13.5	10.00	62	2.9	178.97	14.32	0.63	15.18		0.10	39.15	0.20
40	0.53	13.5	10.00	71	2.9	206.94	16.12	3.42	20.80		0.10	39.15	0.20
50	0.45	13.5	10.00	61	2.9	176.18	15.15	1.79	17.60		0.10	39.15	0.20
60	0.54	13.5	12.86	95	2.9	274.05	25.76	2.26	28.85		0.10	50.34	0.20
70	0.70	13.5	10.00	95	2.9	274.05	30.68	1.39	32.59		0.10	39.15	0.20
80	0.54	13.5	10.00	73	2.9	212.53	16.62	2.26	19.72		0.10	39.15	0.20

Dilution

Probab Totals

TONS	2213.19	tons		
AV Au	21.87	g/t		
AV Cu	1.32	%cu		
AuEQ	23.68	g/t		
DIL TONS	402.69	tons		
Au Dil	0.18	g/t		
Total tons	2615.87	tons	Au g/t	Cu %
AV AuEQ Gra	20.06	g/t	18.53	1.12

STOPE STAT	3430 LU1	
Length	80.0	m
Width	0.65	m
Height	20.0	m
Dilution %	0.15	%
Grade AuEQ	20.06	g/t
Prov&Prob.	3585	tons
Tons+Poss	3585	tons

LUCHO 3430

Au gm p % Cu	Section Cu	Increm. Cutc	Min. Width
1.37	12.17	3.82	0.45

BLOCK 10S LUCHO

#sec.	muestra	NIVEL	SECTOR	Width Cm	Au Eq.	AU	CU	Wd	Wd * Au	Wd* Cu	Sum WD	Au	Cu	Wt. Au g/t	Wt. Cu %		AU
		3430.00	LUCHO	60.00	32.06	32.00	0.05	0.60	19.20	0.03	0.60	32.00	0.05	19.2	0.0276	1	2.77
3LUA6		3430.00		95.00	0.54	0.53	0.01	0.00	0.00	0.00							44.60
		3430.00		0.00	0.00			0.00	0.00	0.00							1.11
					0.00			0.00	0.00	0.00							
								0.00	0.00	0.00							
														Wt. Au g/t	Wt. Cu %		
		3430.00	LUCHO	40.00	38.55	38.50	0.04	0.40	15.40	0.02	0.45	34.44	0.04	15.5	0.01595	1	1.05
3LUA5		3430.00		100.00	2.01	2.00	0.01	0.05	0.10	0.00							39.75
		3430.00		0.00	0.00	0.00	0.00	0.00	0.00	0.00							2.60
					0.00			0.00	0.00	0.00							
								0.00	0.00	0.00							
														Wt. Au g/t	Wt. Cu %		
		3430.00	LUCHO	40.00	20.05	19.90	0.11	0.40	7.96	0.04	0.45	17.88	0.10	8.045	0.0435	1	2.93
3LUA4		3430.00		100.00	1.71	1.70	0.01	0.05	0.09	0.00							118.95
					0.00			0.00	0.00	0.00							
					0.00			0.00	0.00	0.00							
								0.00	0.00	0.00							
														Wt. Au g/t	Wt. Cu %		
3LUA3		3430.00	LUCHO	80.00	44.06	44.00	0.05	0.80	35.20	0.04	0.80	44.00	0.05	35.2	0.0376	1	3.53
		3430.00		100.00	1.53	1.53	0.00	0.00	0.00	0.00							80.65
					0.00			0.00	0.00	0.00							
					0.00			0.00	0.00	0.00							
								0.00	0.00	0.00							
														Wt. Au g/t	Wt. Cu %		
		3430.00	LUCHO	80.00	28.24	28.00	0.17	0.80	22.40	0.14	0.80	28.00	0.17	22.4	0.1384	1	2.90
3LUA2		3430.00		100.00	0.34	0.33	0.01	0.00	0.00	0.00							15.35
		3430.00		0.00	0.00	0.00	0.00	0.00	0.00	0.00							5.33
					0.00			0.00	0.00	0.00							
								0.00	0.00	0.00							
														Wt. Au g/t	Wt. Cu %		
		3430.00	LUCHO	40.00	45.69	45.50	0.14	0.40	18.20	0.06	0.45	40.51	0.19	18.23	0.086	1	2.90
3LUA1		3430.00		100.00	1.42	0.60	0.60	0.05	0.03	0.03							15.35
		3430.00		0.00	0.00	0.00	0.00	0.00	0.00	0.00							5.33
					0.00			0.00	0.00	0.00							
								0.00	0.00	0.00							

10S LUCHO

Mining width

		#Sections	Total width		Grd/area	Au g/t	Cu %	AREA	avg.width	Length	Au Eq g/t
48	10S LUCHO	6	3.55	Au:	197.63	**33.40**	**0.10**	5.92	**0.59**	10.00	33.54
				Cu:	0.58						107.64%
		5.00	3.60	Au:	166.45	30.82	0.24	5.40	0.72	7.50	31.15

BLOCK 0 LUCHO NORTH

#sec.	muestra	NIVEL	SECTOR	Width Cm	Au Eq.	AU	CU	Wd	Wd * Au	Wd* Cu	Sum WD	Au	Cu	Wt. Au g/t	Wt. Cu %		AU
178	1312.00	3430.00	LUCHO	50.00	2.82	2.77	0.04	0.05	0.14	0.00	0.45	39.95	0.09	17.9785	0.0402	1	2.77
3LUB1	1313.00	3430.00		40.00	44.73	44.60	0.10	0.40	17.84	0.04							44.60
	1314.00	3430.00		50.00	1.13	1.11	0.02	0.00	0.00	0.00							1.11
					0.00			0.00	0.00	0.00							
								0.00	0.00	0.00							
														Wt. Au g/t	Wt. Cu %		
179	1315.00	3430.00	LUCHO	50.00	1.06	1.05	0.01	0.20	0.21	0.00	0.45	22.55	0.06	10.1475	0.02625	1	1.05
3LUB2	1316.00	3430.00		25.00	39.89	39.75	0.10	0.25	9.94	0.03							39.75
	1317.00	3430.00		50.00	2.61	2.60	0.01	0.00	0.00	0.00							2.60
					0.00			0.00	0.00	0.00							
								0.00	0.00	0.00							
														Wt. Au g/t	Wt. Cu %		
180	1318.00	3430.00	LUCHO	50.00	2.94	2.93	0.01	0.15	0.44	0.00	0.45	80.28	0.15	36.1245	0.06915	1	2.93
	1319.00	3430.00		30.00	119.26	118.95	0.23	0.30	35.69	0.07							118.95
					0.00			0.00	0.00	0.00							
					0.00			0.00	0.00	0.00							
								0.00	0.00	0.00							
														Wt. Au g/t	Wt. Cu %		
181	1320.00	3430.00	LUCHO	60.00	3.62	3.53	0.07	0.00	0.00	0.00	0.45	80.65	0.12	36.2925	0.05175	1	3.53
	1321.00	3430.00		45.00	80.81	80.65	0.12	0.45	36.29	0.05							80.65
					0.00			0.00	0.00	0.00							
					0.00			0.00	0.00	0.00							
								0.00	0.00	0.00							
														Wt. Au g/t	Wt. Cu %		
182	1322.00	3430.00	LUCHO	50.00	2.93	2.90	0.03	0.00	0.00	0.00	0.65	9.95	0.97	6.4705	0.63305	1	2.90
3LUB7	1323.00	3430.00		30.00	18.20	15.35	2.08	0.30	4.61	0.62							15.35
	1324.00	3430.00		35.00	5.36	5.33	0.03	0.35	1.87	0.01							5.33
					0.00			0.00	0.00	0.00							
								0.00	0.00	0.00							

0N LUCHO

		Mining width															
		#Sections	Total width		Grd/area	Au g/t	Cu %	AREA	avg.width	Length	Au Eq g/t
94	0N LUCHO	5	2.45	Au:	214.03	**43.68**	**0.33**	4.90	**0.49**	10.00	44.14
				Cu:	1.64						141.67%
		5.00	3.60	Au:	166.45	30.82	0.24	5.40	0.72	7.50	31.15

BLOCK 10N LUCHO NORTH

															Wt. Au g/t	Wt. Cu %		
183	1325.00	3430.00	LUCHO	40.00	1.72	1.57	0.11	0.25	0.39	0.03	0.45	10.38	0.23	4.6725	0.1014	1	1.57
3LUB8	1326.00	3430.00		20.00	21.90	21.40	0.37	0.20	4.28	0.07							21.40
					0.00			0.00	0.00	0.00							
					0.00			0.00	0.00	0.00							
								0.00	0.00	0.00							
															Wt. Au g/t	Wt. Cu %		
184	1327.00	3430.00	LUCHO	60.00	0.43	0.36	0.05	0.15	0.05	0.01	0.45	48.29	0.13	21.729	0.0585	1	0.36
	1328.00	3430.00		30.00	72.48	72.25	0.17	0.30	21.68	0.05							72.25
					0.00	0.00	0.00	0.00	0.00	0.00							
					0.00			0.00	0.00	0.00							
								0.00	0.00	0.00							
															Wt. Au g/t	Wt. Cu %		
185	1329.00	3430.00	LUCHO	70.00	0.52	0.47	0.04	0.05	0.02	0.00	0.45	3.96	0.14	1.7835	0.0623	1	0.47
	1330.00	3430.00		40.00	4.61	4.40	0.15	0.40	1.76	0.06							4.40
					0.00			0.00	0.00	0.00							
					0.00			0.00	0.00	0.00							
								0.00	0.00	0.00							
															Wt. Au g/t	Wt. Cu %		
186	1331.00	3430.00	LUCHO	10.00	3.28	3.04	0.18	0.00	0.00	0.00	0.45	3.16	0.12	1.4225	0.05245	1	3.04
	1332.00	3430.00		60.00	1.83	1.17	0.48	0.00	0.00	0.00							1.17
	1333.00	3430.00		30.00	0.87	0.73	0.10	0.25	0.18	0.03							0.73
	1334.00	3430.00		20.00	6.39	6.20	0.14	0.20	1.24	0.03							6.20
								0.00	0.00	0.00							
															Wt. Au g/t	Wt. Cu %		
187	1335.00	3430.00	LUCHO	60.00	0.69	0.67	0.01	0.00	0.00	0.00	0.45	6.50	0.01	2.925	0.0054	1	0.67
	1336.00	3430.00		70.00	6.52	6.50	0.01	0.45	2.93	0.01							6.50
					0.00			0.00	0.00	0.00							
					0.00			0.00	0.00	0.00							
								0.00	0.00	0.00							
															Wt. Au g/t	Wt. Cu %		
188	1337.00	3430.00	LUCHO	40.00	0.24	0.22	0.01	0.15	0.03	0.00	0.45	12.61	0.02	5.673	0.0078	1	0.22
	1338.00	3430.00		30.00	18.83	18.80	0.02	0.30	5.64	0.01							18.80
	1339.00	3430.00		50.00	2.95	2.88	0.05	0.00	0.00	0.00							2.88
					0.00			0.00	0.00	0.00							
								0.00	0.00	0.00							
															Wt. Au g/t	Wt. Cu %		
189	1384.00	3430.00	LUCHO	30.00	3.85	3.80	0.03	0.30	1.14	0.01	0.75	3.31	0.16	2.4855	0.11775	1	3.80
3LUB14	1385.00	3430.00		90.00	3.37	3.17	0.15	0.30	0.95	0.04							3.17
	1386.00	3430.00		15.00	3.21	2.63	0.42	0.15	0.39	0.06							2.63
					0.00			0.00	0.00	0.00							
								0.00	0.00	0.00							

10 N LUCHO

Mining width

		#Sections	Total width		Grd/area	Au g/t	Cu %	AREA	avg.width	Length	Au Eq g/t
149	10 N LUCHO	7	3.45	Au:	58.13	**11.79**	**0.12**	4.93	**0.49**	10.00	11.96
				Cu:	0.58						132.29%
		7	5.00	Au:	63.37	**8.87**	**0.11**	7.14	**0.71**	10.00	9.04

BLOCK 20N LUCHO NORTH

														Wt. Au g/t	Wt. Cu %		
190	1387.00	3430.00	LUCHO	70.00	0.15	0.13	0.02	0.00	0.00	0.00	1.00	6.92	0.77	6.915	0.7743	1	0.13
3LUB15	1388.00	3430.00	LUCHO	30.00	10.93	10.90	0.02	0.30	3.27	0.01							10.90
	1389.00	3430.00	LUCHO	50.00	4.02	2.73	0.95	0.50	1.37	0.47							2.73
	1390.00	3430.00	LUCHO	20.00	13.42	11.40	1.48	0.20	2.28	0.30							11.40
								0.00	0.00	0.00							
191	1391.00	3430.00	LUCHO	40.00	13.51	13.50	0.01	0.40	5.40	0.00	1.10	13.79	1.37	15.17	1.5115	1	13.50
	1392.00	3430.00		50.00	14.42	10.70	2.72	0.50	5.35	1.36							10.70
	1393.00			20.00	23.12	22.10	0.74	0.20	4.42	0.15							22.10
					0.00			0.00	0.00	0.00							
								0.00	0.00	0.00							
192	1394.00	3430.00	LUCHO	35.00	12.73	12.70	0.02	0.35	4.45	0.01	1.45	6.08	0.65	8.817	0.93915	1	12.70
	1395.00	3430.00		60.00	2.25	1.57	0.50	0.60	0.94	0.30							1.57
	1396.00			30.00	0.95	0.90	0.04	0.30	0.27	0.01							0.90
	1397.00			20.00	20.04	15.80	3.10	0.20	3.16	0.62							15.80
								0.00	0.00	0.00							
193	1398.00	3430.00	LUCHO	35.00	16.68	16.60	0.06	0.35	5.81	0.02	0.45	13.06	0.19	5.877	0.08695	1	16.60
	1399.00	3430.00		60.00	1.59	0.67	0.67	0.10	0.07	0.07							0.67
					0.00			0.00	0.00	0.00							
					0.00			0.00	0.00	0.00							
								0.00	0.00	0.00							
194	1400.00	3430.00	LUCHO	30.00	6.31	6.30	0.01	0.00	0.00	0.00	0.00	0.00	0.00	0	0	1	6.30
	1401.00	3430.00		60.00	0.95	0.40	0.40	0.00	0.00	0.00							0.40
					0.00			0.00	0.00	0.00							
					0.00			0.00	0.00	0.00							
								0.00	0.00	0.00							
195	1402.00	3430.00	LUCHO	40.00	1.29	0.30	0.72	0.00	0.00	0.00	0.45	6.83	0.26	3.075	0.11535	1	0.30
	1403.00	3430.00		30.00	10.70	10.20	0.37	0.30	3.06	0.11							10.20
	1404.00			40.00	0.14	0.10	0.03	0.15	0.02	0.00							0.10
					0.00			0.00	0.00	0.00							
								0.00	0.00	0.00							
196	1405.00	3430.00	LUCHO	40.00	0.13	0.09	0.03	0.00	0.00	0.00	0.45	8.83	0.04	3.975	0.0199	1	0.09
	1406.00	3430.00		20.00	18.31	18.30	0.01	0.20	3.66	0.00							18.30
	1407.00			50.00	1.36	1.26	0.07	0.25	0.32	0.02							1.26
					0.00			0.00	0.00	0.00							
								0.00	0.00	0.00							

20N LUCHO

Mining width

	#Sections	Total width		Grd/area	Au g/t	Cu %	AREA	avg.width	Length	Au Eq g/t
202 20N LUCHO	7	4.90	Au:	62.61	**8.94**	**0.70**	7.00	**0.70**	10.00	9.91
			Cu:	4.92						123.79%
	7.00	5.40	Au:	54.61	7.08	0.59	7.71	0.77	10.00	8.00

BLOCK 30N LUCHO NORTH

197	1408.00	3430.00	LUCHO	50.00	0.43	0.35	0.06	0.00	0.00	0.00	0.45	35.12	0.83	15.8055	0.37335	1	0.35
	1409.00	3430.00		30.00	54.11	52.50	1.17	0.30	15.75	0.35							52.50
	1410.00			60.00	0.56	0.37	0.14	0.15	0.06	0.02							0.37
					0.00			0.00	0.00	0.00							
								0.00	0.00	0.00							
198	1411.00	3430.00	LUCHO	50.00	39.44	38.50	0.69	0.50	19.25	0.34	0.50	38.50	0.69	19.25	0.344	1	38.50
	1412.00	3430.00		60.00	1.23	1.12	0.08	0.00	0.00	0.00							1.12
					0.00			0.00	0.00	0.00							
					0.00			0.00	0.00	0.00							
								0.00	0.00	0.00							
199	1413.00	3430.00	LUCHO	35.00	5.60	5.50	0.07	0.35	1.93	0.02	0.45	4.40	0.07	1.979	0.03135	1	5.50
	1414.00	3430.00		60.00	0.63	0.54	0.07	0.10	0.05	0.01							0.54
					0.00			0.00	0.00	0.00							
					0.00			0.00	0.00	0.00							
								0.00	0.00	0.00							
200	1415.00	3430.00	LUCHO	15.00	35.84	29.57	4.58	0.15	4.44	0.69	0.45	10.19	1.62	4.5855	0.7296	1	29.57
	1416.00	3430.00		40.00	0.69	0.50	0.14	0.30	0.15	0.04							0.50
					0.00	0.00	0.00	0.00	0.00	0.00							0.00
					0.00			0.00	0.00	0.00							
								0.00	0.00	0.00							
201	1417.00	3430.00	LUCHO	5.00	13.31	12.00	0.96	0.05	0.60	0.05	0.45	1.48	0.14	0.668	0.06445	1	12.00
	1418.00	3430.00		40.00	0.23	0.17	0.04	0.40	0.07	0.02							0.17
					0.00	0.00	0.00	0.00	0.00	0.00							0.00
					0.00			0.00	0.00	0.00							
								0.00	0.00	0.00							
202	1419.00	3430.00	LUCHO	20.00	1.78	1.57	0.16	0.20	0.31	0.03	0.45	0.70	0.07	0.314	0.0312	1	1.57
				1.00	0.00	0.00	0.00	0.25	0.00	0.00							0.00
					0.00			0.00	0.00	0.00							
					0.00			0.00	0.00	0.00							
								0.00	0.00	0.00							
241	1523.00	3430.00	LUCHO	10.00	33.44	27.60	4.27	0.10	2.76	0.43	0.45	7.17	0.98	3.2255	0.441	1	27.60
	1524.00	3430.00		100.00	1.38	1.33	0.04	0.35	0.47	0.01							1.33
					0.00			0.00	0.00	0.00							
					0.00			0.00	0.00	0.00							
								0.00	0.00	0.00							

30 N LUCHO

		Mining width									
		#Sections	Total width		Grd/area	Au g/t	Cu %	AREA	avg.width	Length	Au Eq g/t
256	30 N LUCHO	7	3.20	Au:	65.47	**14.32**	**0.63**	4.57	**0.46**	10.00	15.18
				Cu:	2.88						148.86%
		7.00	4.90	Au:	66.66	9.52	0.43	7.00	0.70	10.00	10.20

BLOCK 40N LUCHO NORTH

242	1525.00	3430.00	LUCHO	100.00	13.11	1.23	8.68	1.00	1.23	8.68	1.00	1.23	8.68	1.23	8.68	1	1.23
					0.00			0.00	0.00	0.00							
					0.00			0.00	0.00	0.00							
					0.00			0.00	0.00	0.00							
								0.00	0.00	0.00							
243	1526.00	3430.00	LUCHO	10.00	178.63	169.70	6.53	0.10	16.97	0.65	0.45	38.43	1.49	17.2955	0.66875	1	169.70
	1527.00	3430.00		100.00	0.99	0.93	0.05	0.35	0.33	0.02							0.93
	1528.00			70.00	0.38	0.37	0.01	0.00	0.00	0.00							0.37
					0.00			0.00	0.00	0.00							
								0.00	0.00	0.00							
244	1529.00	3430.00	LUCHO	20.00	55.33	48.30	5.14	0.20	9.66	1.03	0.45	21.59	2.31	9.7175	1.03725	1	48.30
	1530.00	3430.00		100.00	0.28	0.23	0.04	0.25	0.06	0.01							0.23
					0.00			0.00	0.00	0.00							
					0.00			0.00	0.00	0.00							
								0.00	0.00	0.00							
245	1531.00	3430.00	LUCHO	100.00	0.57	0.53	0.03	0.20	0.11	0.01	0.45	21.07	1.58	9.481	0.7109	1	0.53
	1532.00	3430.00		25.00	41.36	37.50	2.82	0.25	9.38	0.70							37.50
					0.00			0.00	0.00	0.00							
					0.00			0.00	0.00	0.00							
								0.00	0.00	0.00							
246	1533.00	3430.00	LUCHO	100.00	1.62	1.47	0.11	0.20	0.29	0.02	0.45	37.99	2.64	17.094	1.187	1	1.47
	1534.00	3430.00		25.00	73.58	67.20	4.66	0.25	16.80	1.17							67.20
					0.00			0.00	0.00	0.00							
					0.00			0.00	0.00	0.00							
								0.00	0.00	0.00							
247	1535.00	3430.00	LUCHO	100.00	1.87	1.67	0.15	0.35	0.58	0.05	0.45	1.82	0.40	0.8205	0.1801	1	1.67
	1536.00	3430.00		10.00	4.12	2.36	1.28	0.10	0.24	0.13							2.36
					0.00			0.00	0.00	0.00							
					0.00			0.00	0.00	0.00							
								0.00	0.00	0.00							
248	1537.00	3430.00	LUCHO	100.00	5.00	4.60	0.29	0.30	1.38	0.09	0.45	8.92	0.43	4.0155	0.1923	1	4.60
	1538.00	3430.00		15.00	18.52	17.57	0.70	0.15	2.64	0.10							17.57
					0.00			0.00	0.00	0.00							
					0.00			0.00	0.00	0.00							
								0.00	0.00	0.00							

40N LUCHO

		Mining width										
		#Sections	Total width		Grd/area	Au g/t	Cu %	AREA	avg.width	Length		Au Eq g/t
310	40N LUCHO	7	3.70	Au:	85.22	**16.12**	**3.42**	5.29	**0.53**	10.00		20.80
				Cu:	18.08							131.32%
		7.00	5.00	Au:	88.24	12.35	2.22	7.14	0.71	10.00		15.84

BLOCK 50N LUCHO NORTH

249	1539.00	3430.00	LUCHO	5.00	5.85	5.60	0.18	0.00	0.00	0.00	0.45	10.50	0.78	4.725	0.3498	1	5.60
	1540.00	3430.00		100.00	3.51	3.00	0.37	0.40	1.20	0.15							3.00
	1541.00	3430.00		5.00	76.00	70.50	4.02	0.05	3.53	0.20							70.50
					0.00			0.00	0.00	0.00							
								0.00	0.00	0.00							
250	1542.00	3430.00	LUCHO	120.00	2.60	2.17	0.31	0.00	0.00	0.00	0.45	19.80	2.80	8.91	1.2607	1	2.17
	1543.00	3430.00		100.00	3.44	3.00	0.32	0.35	1.05	0.11							3.00
	1544.00			10.00	94.31	78.60	11.48	0.10	7.86	1.15							78.60
					0.00			0.00	0.00	0.00							
								0.00	0.00	0.00							

LUCHO GOES INTO THE EAST WALL, SEEN IN MUD HOLES FOR THE NEXT 30+ METERS TO TH

NOTE ANJELICA!

50N LUCHO

		Mining width #Sections	Total width		Grd/area	Au g/t	Cu %	AREA	avg.width	Length	Au Eq g/t
336	50N LUCHO	2	0.90	Au:	68.18	**15.15**	**1.79**	4.50	**0.45**	10.00	17.60
				Cu:	8.05						147.67%
		2.00	1.55	Au:	22.26	10.05	1.18	2.21	0.78	2.86	11.92

BLOCK 60N LUCHO NORTH

LUC 1	2750.00	3430.00	LUCHO	30.00	89.48	67.00	16.43	0.30	20.10	4.93	0.30	67.00	16.43	20.1	4.929	1	1.23
					0.00	0.00	0.00	0.00	0.00	0.00							
					0.00			0.00	0.00	0.00							
					0.00			0.00	0.00	0.00							
								0.00	0.00	0.00							
LUC 2	2851.00	3430.00	LUCHO	30.00	125.16	113.80	8.30	0.30	34.14	2.49	0.30	113.80	8.30	34.14	2.49	1	169.70
					0.00	0.00	0.00	0.00	0.00	0.00							0.93
					0.00			0.00	0.00	0.00							0.37
					0.00			0.00	0.00	0.00							
								0.00	0.00	0.00							
LUC 3	2852.00	3430.00	LUCHO	20.00	43.59	41.50	1.53	0.20	8.30	0.31	0.45	19.33	0.71	8.7	0.321	1	48.30
	2853.00	3430.00		60.00	1.68	1.60	0.06	0.25	0.40	0.02							0.23
					0.00			0.00	0.00	0.00							
					0.00			0.00	0.00	0.00							
								0.00	0.00	0.00							
LUC 4	2854.00	3430.00	LUCHO	25.00	42.39	40.30	1.53	0.25	10.08	0.38	0.85	14.66	0.64	12.457	0.5445	1	0.53
	2855.00	3430.00		60.00	4.34	3.97	0.27	0.60	2.38	0.16							37.50
					0.00			0.00	0.00	0.00							
					0.00			0.00	0.00	0.00							
								0.00	0.00	0.00							
LUC 5	2856.00	3430.00	LUCHO	30.00	67.56	64.00	2.60	0.30	19.20	0.78	0.45	42.77	1.74	19.245	0.783	1	1.47
	2857.00	3430.00		60.00	0.33	0.30	0.02	0.15	0.05	0.00							67.20
					0.00			0.00	0.00	0.00							
			*SHOULD BE CAPP		147.30	147.30		0.00	0.00	0.00							
								0.00	0.00	0.00							
LUC 6	2858.00	3430.00	LUCHO	40.00	53.03	48.60	3.24	0.40	19.44	1.30	1.20	18.87	1.17	22.64	1.408	1	1.67
	2859.00	3430.00		80.00	4.19	4.00	0.14	0.80	3.20	0.11							2.36
					0.00			0.00	0.00	0.00							
					0.00			0.00	0.00	0.00							
								0.00	0.00	0.00							
LUC 7	2860.00	3430.00	LUCHO	40.00	14.56	12.70	1.36	0.40	5.08	0.54	0.45	11.34	1.21	5.105	0.5445	1	4.60
	2861.00	3430.00		60.00	0.51	0.50	0.01	0.05	0.03	0.00							17.57
					0.00			0.00	0.00	0.00							
					0.00			0.00	0.00	0.00							
								0.00	0.00	0.00							
LUC 8	2862.00	3430.00	LUCHO	90.00	6.45	6.30	0.11	0.45	2.84	0.05	0.45	6.30	0.11	2.835	0.0495	1	4.60
	2863.00	3430.00		80.00	0.67	0.63	0.03	0.00	0.00	0.00							17.57
					0.00			0.00	0.00	0.00							
					0.00			0.00	0.00	0.00							
								0.00	0.00	0.00							
LUC 9	2864.00	3430.00	LUCHO	80.00	1.96	1.93	0.02	0.15	0.29	0.00	0.45	2.24	0.01	1.0095	0.006	1	4.60
	2865.00	3430.00		30.00	2.41	2.40	0.01	0.30	0.72	0.00							17.57
					0.00			0.00	0.00	0.00							
					0.00			0.00	0.00	0.00							
								0.00	0.00	0.00							

60N LUCHO

		Mining width #Sections	Total width		Grd/area	Au g/t	Cu %	AREA	avg.width	Length	Au Eq g/t
404	60N LUCHO	9	4.90	Au:	180.33	**25.76**	**2.26**	7.00	**0.54**	12.86	28.85
				Cu:	15.82						129.41%
		9.00	6.50	Au:	182.22	19.62	1.70	9.29	0.72	12.86	22.30

BLOCK 70N LUCHO NORTH

LUC 10	2866.00	3430.00	LUCHO	40.00	9.41	9.10	0.23	0.40	3.64	0.09	1.00	5.88	0.22	5.878	0.218	1	1.23
	2867.00			60.00	4.02	3.73	0.21	0.60	2.24	0.13							
					0.00			0.00	0.00	0.00							
					0.00			0.00	0.00	0.00							
								0.00	0.00	0.00							
LUC 11	2868.00	3430.00	LUCHO	40.00	165.99	163.20	2.04	0.40	65.28	0.82	1.00	77.40	0.95	77.4	0.948	1	169.70
	2869.00	3430.00		60.00	20.50	20.20	0.22	0.60	12.12	0.13							0.93
					0.00			0.00	0.00	0.00							0.37
					0.00			0.00	0.00	0.00							
								0.00	0.00	0.00							
LUC 12	2870.00	3430.00	LUCHO	40.00	51.61	50.10	1.10	0.40	20.04	0.44	0.45	44.60	0.99	20.0685	0.444	1	48.30
	2871.00	3430.00		80.00	0.68	0.57	0.08	0.05	0.03	0.00							0.23
					0.00			0.00	0.00	0.00							
					0.00			0.00	0.00	0.00							
								0.00	0.00	0.00							
LUC 13	2872.00	3430.00	LUCHO	60.00	27.42	22.70	3.45	0.60	13.62	2.07	0.60	22.70	3.45	13.62	2.07	1	0.53
	2873.00	3430.00		60.00	0.38	0.30	0.06	0.00	0.00	0.00							37.50
					0.00			0.00	0.00	0.00							
					0.00			0.00	0.00	0.00							
								0.00	0.00	0.00							
LUC 14	2895.00	3430.00	LUCHO	70.00	15.65	12.60	2.23	0.70	8.82	1.56	0.70	12.60	2.23	8.82	1.561	1	1.47
	2896.00	3430.00		50.00	0.47	0.42	0.04	0.00	0.00	0.00							67.20
					0.00			0.00	0.00	0.00							
					0.00			0.00	0.00	0.00							
								0.00	0.00	0.00							
LUC 15	2897.00	3430.00	LUCHO	75.00	8.67	6.80	1.37	0.45	3.06	0.62	0.45	6.80	1.37	3.06	0.6165	1	1.67
	2898.00	3430.00		50.00	0.24	0.20	0.03	0.00	0.00	0.00							2.36
					0.00			0.00	0.00	0.00							
					0.00			0.00	0.00	0.00							
								0.00	0.00	0.00							

70N LUCHO

		Mining width									
		#Sections	Total width		Grd/area	Au g/t	Cu %	AREA	avg.width	Length	Au Eq g/t
450	70N LUCHO	6	4.20	Au:	214.74	**30.68**	**1.39**	7.00	**0.70**	10.00	32.59
				Cu:	9.76						112.12%
		6	4.85	Au:	187.23	**27.02**	**1.30**	6.93	**0.81**	8.57	29.06

BLOCK 80N LUCHO

Follows into LEYTON block LEA3

luc16		3430.00	LUCHO	30.00	10.13	9.00	0.83	0.30	2.70	0.25	0.90	7.67	0.80	6.9	0.7239	1	1.23
				60.00	8.08	7.00	0.79	0.60	4.20	0.48							
					0.00			0.00	0.00	0.00							
					0.00			0.00	0.00	0.00							
								0.00	0.00	0.00							
LUC 17		3430.00	LUCHO	45.00	27.92	26.10	1.33	0.45	11.75	0.60	0.95	18.68	1.04	17.745	0.986	1	169.70
		3430.00		50.00	13.06	12.00	0.78	0.50	6.00	0.39							0.93
					0.00			0.00	0.00	0.00							0.37
					0.00			0.00	0.00	0.00							
								0.00	0.00	0.00							
LUC 18		3430.00	LUCHO	60.00	31.97	26.20	4.22	0.60	15.72	2.53	0.60	26.20	4.22	15.72	2.532	1	48.30
		3430.00		50.00	1.89	1.65	0.18	0.00	0.00	0.00							0.23
					0.00			0.00	0.00	0.00							
					0.00			0.00	0.00	0.00							
								0.00	0.00	0.00							
LUC 19		3430.00	LUCHO	45.00	40.46	32.50	5.82	0.45	14.63	2.62	0.45	32.50	5.82	14.625	2.619	1	0.53
		3430.00		0.00	0.00	0.00	0.00	0.00	0.00	0.00							37.50
					0.00			0.00	0.00	0.00							
					0.00			0.00	0.00	0.00							
								0.00	0.00	0.00							
LUC 20		3430.00	LUCHO	15.00	11.66	9.00	1.94	0.15	1.35	0.29	0.45	3.27	0.69	1.473	0.3093	1	1.47
		3430.00		55.00	0.49	0.41	0.06	0.30	0.12	0.02							67.20
					0.00			0.00	0.00	0.00							
					0.00			0.00	0.00	0.00							
								0.00	0.00	0.00							
LUC 21		3430.00	LUCHO	35.00	1.25	1.16	0.07	0.30	0.35	0.02	0.45	8.57	0.58	3.858	0.26295	1	1.67
		3430.00		15.00	25.61	23.40	1.62	0.15	3.51	0.24							2.36
				50.00	0.22	0.18	0.03	0.00	0.00	0.00							
					0.00			0.00	0.00	0.00							
								0.00	0.00	0.00							
LUC 22		3430.00	LUCHO	40.00	0.10	0.06	0.03	0.35	0.02	0.01	0.45	6.31	2.58	2.841	1.1618	1	1.67
		3430.00		10.00	43.96	28.20	11.52	0.10	2.82	1.15							2.36
					0.00			0.00	0.00	0.00							
					0.00			0.00	0.00	0.00							
								0.00	0.00	0.00							

80N LUCHO

Mining width

		#Sections	Total width		Grd/area	Au g/t	Cu %	AREA	avg.width	Length	Au Eq g/t
502	80N LUCHO	7	3.80	Au:	90.23	**16.62**	**2.26**	5.43	**0.54**	10.00	19.72
				Cu:	12.28						

BLOCK 40S LUCHO

Follows into LEYTON block LEA3

3JTA51		3430.00	LUCHO	35.00	2.25	2.17	0.06	0.35	0.76	0.02	0.45	4.36	0.24	1.9625	0.106	1	1.23
				10.00	13.19	12.03	0.85	0.10	1.20	0.09							
				60.00	0.02	0.02	0.00	0.00	0.00	0.00							
					0.00			0.00	0.00	0.00							
								0.00	0.00	0.00							
3JTA50		3430.00	LUCHO	30.00	0.17	0.16	0.01	0.30	0.05	0.00	0.45	6.36	0.22	2.8635	0.0975	1	169.70
		3430.00		15.00	19.63	18.77	0.63	0.15	2.82	0.09							0.93
				40.00	0.12	0.11	0.01	0.00	0.00	0.00							0.37
					0.00			0.00	0.00	0.00							
								0.00	0.00	0.00							
3JTA49		3430.00	LUCHO	30.00	0.48	0.34	0.10	0.30	0.10	0.03	0.45	2.86	0.07	1.289	0.0335	1	48.30
		3430.00		10.00	11.81	11.77	0.03	0.10	1.18	0.00							0.23
				40.00	0.21	0.20	0.01	0.05	0.01	0.00							
					0.00			0.00	0.00	0.00							
								0.00	0.00	0.00							
3JTA48		3430.00	LUCHO	30.00	0.27	0.24	0.02	0.30	0.07	0.01	0.45	13.94	0.21	6.2735	0.093	1	0.53
		3430.00		10.00	62.16	61.00	0.85	0.10	6.10	0.09							37.50
				50.00	2.08	2.03	0.04	0.05	0.10	0.00							
					0.00			0.00	0.00	0.00							
								0.00	0.00	0.00							
3JTA47		3430.00	LUCHO	25.00	2.72	2.57	0.11	0.25	0.64	0.03	0.45	15.79	0.87	7.1075	0.3915	1	1.47
		3430.00		5.00	136.11	126.60	6.95	0.05	6.33	0.35							67.20
				60.00	1.05	0.90	0.11	0.15	0.14	0.02							
					0.00			0.00	0.00	0.00							
								0.00	0.00	0.00							
3JTA46		3430.00	LUCHO	40.00	3.18	3.00	0.13	0.35	1.05	0.05	0.45	37.44	1.75	16.85	0.7855	1	1.67
		3430.00		10.00	168.12	158.00	7.40	0.10	15.80	0.74							2.36
				40.00	3.00	3.00	0.00	0.00	0.00	0.00							
					0.00			0.00	0.00	0.00							
								0.00	0.00	0.00							
3JTA45		3430.00	LUCHO	40.00	1.01	0.93	0.06	0.35	0.33	0.02	0.45	39.68	2.67	17.8555	1.202	1	1.67
		3430.00		10.00	191.46	175.30	11.81	0.10	17.53	1.18							2.36
				45.00	0.97	0.86	0.08	0.00	0.00	0.00							
					0.00			0.00	0.00	0.00							
								0.00	0.00	0.00							
3JTA44		3430.00	LUCHO	60.00	10.11	9.10	0.74	0.45	4.10	0.33	0.75	43.70	2.68	32.775	2.013	1	1.67
		3430.00		30.00	103.26	95.60	5.60	0.30	28.68	1.68							2.36
				70.00	0.89	0.86	0.02	0.00	0.00	0.00							
					0.00			0.00	0.00	0.00							
								0.00	0.00	0.00							

40S LUCHO

Mining width

		#Sections	Total width		Grd/area	Au g/t	Cu %	AREA	avg.width	Length	Au Eq g/t
560	40S LUCHO	7	2.70	Au:	77.43	**20.07**	**1.00**	3.86	**0.39**	10.00	21.45
				Cu:	3.87						

BLOCK 50S LUCHO

Follows into LEYTON block LEA3

3JTA40		3430.00	LUCHO	80.00	7.10	7.03	0.05	0.45	3.16	0.02	0.75	21.22	2.21	15.9135	1.6575	1	1.23
				30.00	49.96	42.50	5.45	0.30	12.75	1.64							
				40.00	1.90	1.80	0.07	0.00	0.00	0.00							
					0.00			0.00	0.00	0.00							
								0.00	0.00	0.00							
3JTA39		3430.00	LUCHO	60.00	0.60	0.56	0.03	0.00	0.00	0.00	0.45	1.90	0.02	0.855	0.009	1	169.70
		3430.00		25.00	1.93	1.90	0.02	0.45	0.86	0.01							0.93
				40.00	0.15	0.14	0.01	0.00	0.00	0.00							0.37
					0.00			0.00	0.00	0.00							
								0.00	0.00	0.00							
3JTA38		3430.00	LUCHO	45.00	2.08	2.04	0.03	0.45	0.92	0.01	0.45	2.04	0.03	0.918	0.0135	1	48.30
		3430.00		20.00	0.86	0.83	0.02	0.00	0.00	0.00							0.23
				40.00	0.31	0.30	0.01	0.00	0.00	0.00							
					0.00			0.00	0.00	0.00							
								0.00	0.00	0.00							
3JTA37		3430.00	LUCHO	70.00	0.80	0.79	0.01	0.00	0.00	0.00	0.45	6.94	0.03	3.125	0.0135	1	0.53
		3430.00		35.00	8.74	8.70	0.03	0.35	3.05	0.01							37.50
				60.00	0.84	0.80	0.03	0.10	0.08	0.00							
				35.00	0.00	0.00	0.00	0.00	0.00	0.00							
								0.00	0.00	0.00							
3JTA36		3430.00	LUCHO	45.00	7.91	7.87	0.03	0.45	3.54	0.01	0.75	18.04	0.65	13.5315	0.4905	1	1.47
		3430.00		30.00	35.48	33.30	1.59	0.30	9.99	0.48							67.20
				60.00	0.12	0.09	0.02	0.00	0.00	0.00							
					0.00			0.00	0.00	0.00							
								0.00	0.00	0.00							
3JTA34		3430.00	LUCHO	70.00	0.28	0.28	0.00	0.45	0.13	0.00	0.45	0.28	0.00	0.126	0	1	1.67
		3430.00		30.00	0.07	0.07	0.00	0.00	0.00	0.00							2.36
				40.00	0.17	0.17	0.00	0.00	0.00	0.00							
					0.00			0.00	0.00	0.00							
								0.00	0.00	0.00							
3JTA32		3430.00	LUCHO	40.00	0.04	0.00	0.03	0.35	0.00	0.01	0.00	0.00	0.00	0	0	0	1.67
		3430.00		10.00	15.76	0.00	11.52	0.10	0.00	1.15							2.36
					0.00			0.00	0.00	0.00							
					0.00			0.00	0.00	0.00							
								0.00	0.00	0.00							

50S LUCHO

Mining width

		#Sections	Total width		Grd/area	Au g/t	Cu %	AREA	avg.width	Length	Au Eq g/t
612	50S LUCHO	6	3.30	Au:	57.45	**10.45**	**0.66**	5.50	**0.55**	10.00	11.35
				Cu:	3.64						

BLOCK 60S LUCHO

Follows into LEYTON block LEA3

3JTA32		3430.00	LUCHO	70.00	0.20	0.20	0.00	0.00	0.00	0.00	0.45	0.10	0.00	0.045	0	1	1.23
				50.00	0.10	0.10	0.00	0.45	0.05	0.00							
				40.00	0.30	0.30	0.00	0.00	0.00	0.00							
					0.00			0.00	0.00	0.00							
								0.00	0.00	0.00							
3JTA31		3430.00	LUCHO	40.00	1.52	0.97	0.40	0.25	0.24	0.10	0.45	14.45	0.25	6.5025	0.114	1	169.70
		3430.00		20.00	31.40	31.30	0.07	0.20	6.26	0.01							0.93
				40.00	0.78	0.77	0.01	0.00	0.00	0.00							0.37
					0.00			0.00	0.00	0.00							
								0.00	0.00	0.00							
3JTA30		3430.00	LUCHO	30.00	0.61	0.60	0.01	0.00	0.00	0.00	0.45	4.36	0.12	1.96	0.0531	1	48.30
		3430.00		20.00	8.54	8.30	0.18	0.20	1.66	0.04							0.23
				40.00	1.30	1.20	0.07	0.25	0.30	0.02							
					0.00			0.00	0.00	0.00							
								0.00	0.00	0.00							
3JTA29		3430.00	LUCHO	35.00	0.74	0.73	0.01	0.00	0.00	0.00	0.60	15.03	0.04	9.02	0.022	1	0.53
		3430.00		40.00	4.03	4.00	0.02	0.40	1.60	0.01							37.50
				20.00	37.20	37.10	0.07	0.20	7.42	0.01							
				30.00	1.58	1.53	0.04	0.00	0.00	0.00							
								0.00	0.00	0.00							
3JTA28		3430.00	LUCHO	50.00	0.11	0.10	0.01	0.00	0.00	0.00	0.50	19.10	0.39	9.55	0.195	1	1.47
		3430.00		70.00	1.38	0.97	0.30	0.00	0.00	0.00							67.20
				50.00	19.63	19.10	0.39	0.50	9.55	0.20							
					0.00			0.00	0.00	0.00							
								0.00	0.00	0.00							
				Stope Limit													
3JTA27		3430.00	LUCHO	90.00	2.04	2.03	0.01	0.00	0.00	0.00	0.00	0.00	0.00	0	0	0	1.67
		3430.00		130.00	4.38	4.37	0.01	0.45	1.97	0.00							2.36
				40.00	3.54	3.53	0.01	0.00	0.00	0.00							
					0.00			0.00	0.00	0.00							
								0.00	0.00	0.00							
3JTA26		3430.00	LUCHO	120.00	4.31	4.30	0.01	0.00	0.00	0.00	0.00	0.00	0.00	0	0	0	1.67
		3430.00		90.00	2.28	2.27	0.01	0.05	0.11	0.00							2.36
				40.00	4.41	4.40	0.01	0.40	1.76	0.00							
					0.00			0.00	0.00	0.00							
								0.00	0.00	0.00							

60S LUCHO

Mining width

		#Sections	Total width		Grd/area	Au g/t	Cu %	AREA	avg.width	Length	Au Eq g/t
664	60S LUCHO	5	2.45	Au:	38.68	**11.05**	**0.16**	3.50	**0.49**	7.14	11.27
				Cu:	0.55						

LUCHO VEIN

3430

Summary by Section	G	Sectio Line	Block	P Width	Q Lenght	M Au g/t	N Cu %	R AuEQ	I # Channel		Grade AuE 56.53	23.68 1338.63	Grade AuE 0.00	#¡DIV/0! 0.00	Grade AuE 0.00	#¡DIV/0! 0.00	Grade AuE 0.00
240																	
230																	
220																	
210																	
200																	
190																	
180																	
170																	
160																	
150													0.00	0.00			
140													0.00	0.00			
130													0.00	0.00			
120															0.00	0.00	
110															0.00	0.00	
100			BECOMES LEYTON VEIN TO NORTH												0.00	0.00	
90				0.450	8.00										0.00	0.00	
80	80N	LUCH	502 LU1 EXT	0.54	10.00	16.62	2.26	19.72	7	1	5.43	107.03					
70	70N	LUCH	450 LU1	0.70	10.00	30.68	1.39	32.59	6	1	7.00	228.10					
60	60N	LUCI	404 LU1	0.54	12.86	25.76	2.26	28.85	9	1	7.00	201.98					
50	50N	LUCH	336 LU1	0.45	10.00	15.15	1.79	17.60	2	1	4.50	79.19					
40	40N	LUCH	310 LU1	0.53	10.00	16.12	3.42	20.80	7	1	5.29	109.96					
30	30 N	LUCI	256 LU1	0.46	10.00	14.32	0.63	15.18	7	1	4.57	69.41					
20	20N	LUCH	202 LU1	0.70	10.00	8.94	0.70	9.91	7	1	7.00	69.35					
10	10 N	LUCH	149 LU1	0.49	10.00	11.79	0.12	11.96	7.00	1	4.93	58.92					
0	0N	LUCH(	94 LU1	0.49	10.00	43.68	0.33	44.14	5	1	4.90	216.27					
-10	10S	LUCH	48 LU1 EXT	0.592	10.00	33.40	0.10	33.54	6.00	1	5.92	198.42					
-20										1							
-30										1							
-40	40S	LUCH	560 JT VEIN?	0.386	10.00	20.07	1.00	21.45	7.00	1							
-50	50S	LUCH	612	0.550	10.00	10.45	0.66	11.35	6.00	1							
-60	60S	LUCH	664	0.49	7.14	11.05	0.16	11.27	5.00								
-70																	
-80																	
-90																	
-100																	
-110																	
	Weighted Av. Sum		LU1	0.549754	102.86	21.76411	1.293033	23.53324									
			LU1 LENGTH		110.86												
			WIDTHxLENGHT		60.13095												
			Ave. Width		0.542418												

Specific G	Section Cu	Incre. Cutoff	Au/ %Cu Eq.	Mining Wd	Dil. Wd	Dil. Au/ t
2.9	12.17	3.82	1.37	0.45	0.10	0.2

BLOCK 3390 MT1

Measured / Proven 5

SECTION	WIDTH	HEIGHT	LENGTH	VOLUME	SG	TONS	AU	CU
90S	0.71	5	11.00	39.13	2.9	113.47	15.26	0.20
80S	0.91	5	11.00	49.84	2.9	144.55	27.19	0.78
70S	0.75	5	11.00	41.09	2.9	119.17	23.69	0.62
60S	0.48	5	8.75	21.00	2.9	60.90	16.07	0.20
av. Width	0.723666		41.75					
W/DILUTION	0.82							

Dilution

	WIDTH	DIL TONS	DIL AU
15.53	0.10	15.95	0.20
28.25	0.10	15.95	0.20
24.53	0.10	15.95	0.20
16.34	0.10	12.69	0.20

Proven

	Totals			
TONS	438.09	tons		
AV Au	21.60	g/t		
AV Cu	0.50	%cu		
AuEQ	22.29	g/t		
DIL TONS	60.54	tons		
Au Dil	0.20	g/t		
Total tons	498.63	tons	Au g/t	Cu %
AV AuEQ Grade	19.61	g/t	19.00	0.44

Indicated / Probable 13.5

SECTION	WIDTH	HEIGHT	LENGTH	VOLUME	SG	TONS	AU	CU
90S	0.71	13.5	11	105.65	2.9	306.38	15.26	0.20
80S	0.91	13.5	11	134.58	2.9	390.28	27.19	0.78
70S	0.75	13.5	11	110.95	2.9	321.76	23.69	0.62
60S	0.48	13.5	8.75	56.70	2.9	164.43	16.07	0.20

Dilution

	WIDTH	DIL TONS	DIL AU
15.53	0.10	43.07	0.20
28.25	0.10	43.07	0.20
24.53	0.10	43.07	0.20
16.34	0.10	34.26	0.20

Probable

	Totals			
TONS	1182.84	tons		
AV Au	21.60	g/t		
AV Cu	0.50	%cu		
AuEQ	21.94	g/t		
DIL TONS	163.45	tons		
Au Dil	0.20	g/t		
Total tons	1346.29	tons	Au g/t	Cu %
AV AuEQ Grade	19.61	g/t	19.00	0.44

Inferred / Possible 20

SECTION	WIDTH	HEIGHT	LENGTH	VOLUME	SG	TONS	AU	CU
90S	0.71	20	11	156.51	2.9	453.89	15.26	0.20
80S	0.91	20	11	199.38	2.9	578.19	27.19	0.78
70S	0.75	20	11	164.37	2.9	476.68	23.69	0.62
60S	0.48	20	8.75	84.00	2.9	243.60	16.07	0.20

Dilution

	WIDTH	DIL TONS	DIL AU
15.53	0.10	63.80	0.20
28.25	0.10	63.80	0.20
24.53	0.10	63.80	0.20
16.34	0.10	50.75	0.20

Possible

	Totals			
TONS	1752.36	tons		
AV Au	21.60	g/t		
AV Cu	0.50	%cu		
AuEQ	21.94	g/t		
DIL TONS	242.15	tons		
Au Dil	0.20	g/t		
Total tons	1994.51	tons	Au g/t	Cu %
AV AuEQ Grade	19.61	g/t	19.00	0.44

STOPE STATS 3390 MT1		
Length	33.00	m
Width	0.89	m
Height	40.00	m
Dilution %	0.12	%
Grade AuEQ	19.61	g/t
Tons	1844.92	tons
Tons+Pos	3839.42	tons

BLOCK 3430 MT1

Measured / Proven

5

SECTION	WIDTH	HEIGHT	LENGTH	VOLUME	SG	TONS	AU	CU
90S	0.71	5	11	39.13	2.9	113.47	15.26	0.20
80S	0.91	5	11	49.84	2.9	144.55	27.19	0.78
70S	0.75	5	11	41.09	2.9	119.17	23.69	0.62
60S	0.48	5	8.75	21.00	2.9	60.90	16.07	0.20
			41.75					

Dilution

	WIDTH	DIL TONS	DIL AU
15.53	0.10	15.95	0.20
28.25	0.10	15.95	0.20
24.53	0.10	15.95	0.20
16.34	0.10	12.69	0.20

Proven

Totals

TONS	438.09	tons		
AV Au	21.60	g/t		
AV Cu	0.50	%cu		
AuEQ	21.94	g/t		
DIL TONS	60.54	tons		
Au Dil	0.20	g/t		
Total tons	498.63	tons	Au g/t	Cu %
AV AuEQ Grade	19.61	g/t	19.00	0.44

Indicated / Probable

13.5

SECTION	WIDTH	HEIGHT	LENGTH	VOLUME	SG	TONS	AU	CU
90S	0.71	13.5	11	105.65	2.9	306.38	15.26	0.20
80S	0.91	13.5	11	134.58	2.9	390.28	27.19	0.78
70S	0.75	13.5	11	110.95	2.9	321.76	23.69	0.62
60S	0.48	13.5	8.75	56.70	2.9	164.43	16.07	0.20

Dilution

	WIDTH	DIL TONS	DIL AU
15.53	0.10	43.07	0.20
28.25	0.10	43.07	0.20
24.53	0.10	43.07	0.20
16.34	0.10	34.26	0.20

Probable

Totals

TONS	1182.84	tons		
AV Au	21.60	g/t		
AV Cu	0.50	%cu		
AuEQ	21.94	g/t		
DIL TONS	163.45	tons		
Au Dil	0.20	g/t		
Total tons	1346.29	tons	Au g/t	Cu %
AV AuEQ Grade	19.61	g/t	19.00	0.44

Inferred / Possible

0

SECTION	WIDTH	HEIGHT	LENGTH	VOLUME	SG	TONS	AU	CU
90S	0.71	20	11	156.51	2.9	453.89	15.26	0.20
80S	0.91	20	11	199.38	2.9	578.19	27.19	0.78
70S	0.75	20	11	164.37	2.9	476.68	23.69	0.62
60S	0.48	20	8.75	84.00	2.9	243.60	16.07	0.20

Dilution

	WIDTH	DIL TONS	DIL AU
15.53	0.10	63.80	0.20
28.25	0.10	63.80	0.20
24.53	0.10	63.80	0.20
16.34	0.10	50.75	0.20

Possible

Totals

TONS	1752.36	tons		
AV Au	21.60	g/t		
AV Cu	0.50	%cu		
AuEQ	21.94	g/t		
DIL TONS	242.15	tons		
Au Dil	0.20	g/t		
Total tons	1994.51	tons	Au g/t	Cu %
AV AuEQ Grade	19.61	g/t	19.00	0.44

STOPE STATS 3430 MT1		
Length	41.75	m
Width	0.81	m
Height	18.50	m
Dilution %	0.12	%
Grade AuEQ	19.61	g/t
Tons	1844.92	tons
Tons+Pos	3839.42	tons

Manterola

Au gm p % Cu	Section Cu	Incre. Cuto	Min. Width
1.37	12.17	3.82	0.45

70S

			Width Cm	Au Eq.	AU	CU	Wd	Wd * Au	Wd* Cu	Sum WD	Au	Cu	Wt. Au g/t	Wt. Cu %	
4446	3430	3MTC1	8	1.06	0.98	0.060	0.35	0.343	0.021	0.45	21.27	0.07	9.573	0.0303	1
4447		3MTC1	10	92.43	92.30	0.093	0.10	9.23	0.0093						
			1	0.00	0.00	0.000	0.00	0	0						
					0.00	0.000	0.00	0	0						
							0.00	0	0						
4448	3430	3MTC2	8	2.19	2.10	0.065	0.00	0	0	0.45	5.73	0.05	2.5779	0.02115	1
4449		3MTC2	70	1.29	1.23	0.043	0.33	0.4059	0.01419						
4450		3MTC2	12	18.18	18.10	0.058	0.12	2.172	0.00696						
							0.00	0	0						
							0.00	0	0						
4910	3430	3MTC3	10	0.38	0.30	0.057	0.00	0	0	0.45	5.38	0.09	2.42	0.04235	1
4911		3MTC3	80	0.68	0.60	0.061	0.35	0.21	0.02135						
4912		3MTC3	10	22.39	22.10	0.210	0.10	2.21	0.021						
					0.00	0.000	0.00	0	0						
							0.00	0	0						
4913	3430	3MTC4	10	39.41	37.45	1.436	0.10	3.745	0.1436	0.90	16.16	1.62	14.5435	1.4586	1
4914		3MTC4	5	1.52	1.38	0.104	0.05	0.069	0.0052						
4915		3MTC4	60	0.32	0.22	0.073	0.60	0.132	0.0438						
4916		3MTC4	15	82.20	70.65	8.440	0.15	10.5975	1.266						
			40		0.00	0.000	0.00	0	0						
4917	3430	3MTC5	10	142.22	141.90	0.237	0.10	14.19	0.0237	0.80	39.24	1.18	31.39	0.944	1
4918		3MTC5	5	55.21	54.30	0.666	0.05	2.715	0.0333						
4919		3MTC5	50	1.18	1.04	0.103	0.50	0.52	0.0515						
4920		3MTC5	15	100.72	93.10	5.570	0.15	13.965	0.8355						
			100	0.00	0.00	0.000	0.00	0	0						
4921	3430	3MTC6	10	195.68	195.00	0.500	0.10	19.5	0.05	1.05	30.89	0.40	32.4335	0.42395	1
4922		3MTC6	80	4.32	4.27	0.036	0.80	3.416	0.0288						
4923		3MTC6	15	66.60	63.45	2.301	0.15	9.5175	0.34515						
			40	0.00	0.00	0.000	0.00	0	0						
							0.00	0	0						
4924	3430	3MTC7	8	197.58	195.00	1.883	0.08	15.6	0.15064	1.13	27.39	0.27	30.9525	0.30854	1
4925		3MTC7	5	32.50	32.33	0.126	0.05	1.6165	0.0063						
4926		3MTC7	80	0.52	0.47	0.039	0.80	0.376	0.0312						
4927		3MTC7	20	67.62	66.80	0.602	0.20	13.36	0.1204						
			40	0.00	0.00	0.000	0.00	0	0						

70S MANTEROLA

		Mining width #Sections	Total width		Grd/area	Au g/t	Cu %	AREA	avg.width	Length	Au Eq g/t
54	70S MANTEROLA	7	5.23	Au:	194.68	**23.69**	**0.62**	8.22	**0.75**	11.00	24.53
				Cu:	5.07						163.06%
		7.00	8.58	Au:	194.864843	14.4527855	0.37691026	13.4828571	1.22571429	11	15.05

80S

4928	3430	3MTC8	5	76.34	71.90	3.248	0.05	3.595	0.1624	1.15	90.86	1.56	104.494	1.7932	1
4929		3MTC8	5	54.40	54.20	0.144	0.05	2.71	0.0072						
4930		3MTC8	80	80.40	79.58	0.597	0.80	63.664	0.4776						
4931		3MTC8	25	144.37	138.10	4.584	0.25	34.525	1.146						
			20	0.00	0.00	0.000	0.00	0	0						
4932	3430	3MTC9	10	196.29	195.00	0.942	0.10	19.5	0.0942	1.25	44.09	0.59	55.115	0.7378	1
4933		3MTC9	5	98.21	97.70	0.376	0.05	4.885	0.0188						
4934		3MTC9	90	0.45	0.40	0.034	0.90	0.36	0.0306						
4935		3MTC9	20	155.91	151.85	2.971	0.20	30.37	0.5942						
			30	0.00	0.00	0.000	0.00	0	0						
4820	3430	3MTC10	15	195.60	195.00	0.438	0.15	29.25	0.0657	1.50	29.96	1.14	44.946	1.7165	1
4821		3MTC10	50	5.25	5.19	0.046	0.50	2.595	0.023						
4822		3MTC10	70	3.82	2.88	0.684	0.70	2.016	0.4788						
4823		3MTC10	15	84.38	73.90	7.660	0.15	11.085	1.149						
				0.00			0.00	0	0						
4824	3430	3MTC11	50	1.23	1.14	0.066	0.00	0	0	1.30	28.60	0.81	37.18	1.05475	1
4825		3MTC11	15	201.55	195.00	4.790	0.15	29.25	0.7185						
4826		3MTC11	100	1.12	1.03	0.067	1.00	1.03	0.067						
4827		3MTC11	15	48.46	46.00	1.795	0.15	6.9	0.26925						
				0.00			0.00	0	0						
4828	3430	3MTC12	15	143.86	136.80	5.160	0.15	20.52	0.774	1.30	22.48	0.95	29.22	1.237	1
4829		3MTC12	100	1.89	1.80	0.064	1.00	1.8	0.064						
4830		3MTC12	15	49.64	46.00	2.660	0.15	6.9	0.399						
				0.00			0.00	0	0						
				0.00			0.00	0	0						
4831	3430	3MTC13	10	141.07	133.80	5.310	0.10	13.38	0.531	1.00	27.51	0.76	27.508	0.7554	1
4832		3MTC13	80	0.96	0.81	0.113	0.80	0.648	0.0904						
4833		3MTC13	10	136.63	134.80	1.340	0.10	13.48	0.134						
				0.00			0.00	0	0						
				0.00			0.00	0	0						
4834	3430	3MTC14	40	0.45	0.28	0.127	0.10	0.028	0.0127	0.45	3.15	0.16	1.418	0.0726	1
4835		3MTC14	5	23.11	22.40	0.520	0.05	1.12	0.026						
4836		3MTC14	30	1.05	0.90	0.113	0.30	0.27	0.0339						
			1	0.00	0.00	0.000	0.00	0	0						
				0.00			0.00	0	0						
5174	3430	3MTC15	30	5.83	5.64	0.136	0.30	1.692	0.0408	0.45	3.85	0.16	1.734	0.07005	1
5175		3MTC15	100	0.55	0.28	0.195	0.15	0.042	0.02925						
				0.00			0.00	0	0						
				0.00			0.00	0	0						
				0.00			0.00	0	0						

80S MANTEROLA

		Mining width #Sections	Total width		Grd/area	Au g/t	Cu %	AREA	avg.width	Length	Au Eq g/t
121	80S MANTEROLA	8	7.25	Au:	271.04	**27.19**	**0.78**	9.97	**0.91**	11.00	28.25
				Cu:	7.76						114.84%
		7	8.4	Au:	310.541	23.5258333	0.6846131	13.2	1.2	11	24.602922

90S

5176	3430	3MTC16	30	1.02	0.85	0.121	0.00	0	0	0.45	24.13	0.28	10.8585	0.12405	1
5177		3MTC16	80	0.60	0.51	0.067	0.35	0.1785	0.02345						
5178		3MTC16	10	108.18	106.80	1.006	0.10	10.68	0.1006						
			100	0.00	0.00	0.000	0.00	0	0						
				0.00			0.00	0	0						
5179	3430	3MTC17	30	20.52	19.25	0.931	0.30	5.775	0.2793	1.38	8.78	0.23	12.1106	0.31186	1
5180		3MTC17	100	2.25	2.21	0.030	1.00	2.21	0.03						
5181		3MTC17	8	51.61	51.57	0.032	0.08	4.1256	0.00256						
				0.00			0.00	0	0						
				0.00			0.00	0	0						
5182	3430	3MTC18	40	31.30	31.15	0.108	0.40	12.46	0.0432	0.45	27.79	0.10	12.506	0.0448	1
5183		3MTC18	80	0.96	0.92	0.032	0.05	0.046	0.0016						
				0.00	0.00	0.000	0.00	0	0						
				0.00			0.00	0	0						
				0.00			0.00	0	0						
5184	3430	3MTC19	30	25.15	25.08	0.053	0.30	7.524	0.0159	0.45	17.88	0.10	8.046	0.04605	1
5185		3MTC19	90	3.76	3.48	0.201	0.15	0.522	0.03015						
				0.00			0.00	0	0						
				0.00			0.00	0	0						
				0.00			0.00	0	0						
5186	3430	3MTC20	15	97.96	97.75	0.150	0.15	14.6625	0.0225	0.95	22.80	0.20	21.6625	0.1913	1
5187		3MTC20	80	9.04	8.75	0.211	0.80	7	0.1688						
				0.00	0.00	0.000	0.00	0	0						
				0.00			0.00	0	0						
				0.00			0.00	0	0						
5188	3430	3MTC21	15	23.74	23.10	0.466	0.15	3.465	0.0699	0.85	7.41	0.23	6.3	0.1961	1
5189		3MTC21	60	2.17	2.01	0.119	0.60	1.206	0.0714						
5190		3MTC21	10	17.04	16.29	0.548	0.10	1.629	0.0548						
				0.00	0.00	0.000	0.00	0	0						
				0.00			0.00	0	0						
5191	3430	3MTC22	15	29.68	29.24	0.320	0.15	4.386	0.048	0.45	9.97	0.18	4.488	0.0822	1
5192		3MTC22	80	0.50	0.34	0.114	0.30	0.102	0.0342						
				0.00	0.00	0.000	0.00	0	0						
				0.00			0.00	0	0						
				0.00			0.00	0	0						

90S MANTEROLA

		#Sections	Total width		Grd/area	Au g/t	Cu %	AREA	avg.width	Length	Au Eq g/t
180	90S MANTEROLA	7	4.98	Au:	119.38	**15.26**	**0.20**	7.83	**0.71**	11.00	15.53
				Cu:	1.57						142.43%
		7	6.23	Au:	107.85	**10.65**	**0.16**	10.12	**0.89**	11.38	10.90

60S

4602	3430	C-102 NW	3MTA 1	50	8.04	7.90	0.100	0.50	3.95	0.05	0.60	28.25	0.30	16.95	0.18	1
4603	3430	C-102 NW	3MTA 1	10	131.78	130.00	1.300	0.10	13	0.13						
4604	3430	C-102 NW	3MTA 1	30	1.93	1.75	0.130	0.00	0	0						
4605	3430	C-102 NW	3MTA 1	20	4.25	4.00	0.180	0.00	0	0						
					0.00			0.00	0	0						
														Wt. Au g/t	Wt. Cu %	
4606	3430	C-102 NW	3MTA 2	80	0.74	0.70	0.030	0.00	0	0	0.45	28.22	0.21	12.7	0.0965	1
4607	3430	C-102 NW	3MTA 2	10	121.69	120.70	0.720	0.10	12.07	0.072						
4608	3430	C-102 NW	3MTA 2	30	1.90	1.80	0.070	0.35	0.63	0.0245						
4609	3430	C-102 NW	3MTA 2 ca	25	1.64	1.45	0.140	0.00	0	0						
					0.00			0.00	0	0						
														Wt. Au g/t	Wt. Cu %	
4610	3430	C-102 NW	3MTA 3	80	1.25	1.20	0.040	0.30	0.36	0.012	0.45	3.07	0.07	1.38	0.0315	1
4611	3430	C-102 NW	3MTA 3	15	6.98	6.80	0.130	0.15	1.02	0.0195						
					0.00			0.00	0	0						
					0.00			0.00	0	0						
					0.00			0.00	0	0						
														Wt. Au g/t	Wt. Cu %	
4612	3430	C-102 NW	3MTA 4	30	3.10	3.00	0.070	0.00	0	0	0.45	12.68	0.18	5.706	0.0825	1
4613	3430	C-102 NW	3MTA 4	60	1.01	1.00	0.010	0.33	0.33	0.0033						
4614	3430	C-102 NW	3MTA 4	12	45.70	44.80	0.660	0.12	5.376	0.0792						
					0.00			0.00	0	0						
					0.00			0.00	0	0						
														Wt. Au g/t	Wt. Cu %	
4615	3430	C-102 NW	3MTA 5	80	0.38	0.30	0.060	0.30	0.09	0.018	0.45	4.07	0.20	1.83	0.09	1
4616	3430	C-102 NW	3MTA 5	15	12.26	11.60	0.480	0.15	1.74	0.072						
					0.00			0.00	0	0						
					0.00			0.00	0	0						
					0.00			0.00	0	0						
														Wt. Au g/t	Wt. Cu %	
4617	3430	C-102 NW	3MTA 6	80	0.83	0.80	0.020	0.00	0	0	0.00	0.00	0.00	0	0	0
4618	3430	C-102 NW	3MTA 6	110	1.33	1.10	0.170	0.00	0	0						
					0.00			0.00	0	0						
					0.00			0.00	0	0						
					0.00			0.00	0	0						
5153	3430	C-102 NW	3MTA 7	80	0.33	0.25	0.060	0.05	0.0125	0.003	0.00	0.00	0.00	0	0	0
5154	3430	C-102 NW	3MTA 7	40	2.16	1.78	0.280	0.40	0.712	0.112						
					0.00			0.00	0	0						
					0.00			0.00	0	0						
					0.00			0.00	0	0						
														Wt. Au g/t	Wt. Cu %	
5155	3430	C-102 NW	3MTA 8	60	0.29	0.25	0.030	0.05	0.0125	0.0015	0.00	0.00	0.00	0	0	0
5156	3430	C-102 NW	3MTA 8	40	0.90	0.76	0.100	0.40	0.304	0.04						
					0.00			0.00	0	0						
					0.00			0.00	0	0						
					0.00			0.00	0	0						

60S MANTEROLA

		Mining width #Sections	Total width		Grd/area	Au g/t	Cu %	AREA	avg.width	Length	Au Eq g/t
244	60S MANTEROLA	5	2.40	Au:	67.49	**16.07**	**0.20**	4.20	**0.48**	8.75	16.34
				Cu:	0.84						176.93%
		8.00	4.5	Au:	63.5045714	8.98044444	0.163	7.07142857	0.5625	12.57	9.24

50S

														Wt. Au g/t	Wt. Cu %	
5157	3430	C-102 NW	3MTA 9	A	0.70	0.28	0.020	0.20	0.056	0.004	0.70	1.40	0.07	0.981	0.049	1
5158	3430	C-102 NW	3MTA 9	B	0.50	1.85	0.090	0.50	0.925	0.045						
								0.00	0	0						
								0.00	0	0						
								0.00	0	0						
														Wt. Au g/t	Wt. Cu %	
5159	3430	C-102 NW	3MTA 10	A	0.30	1.50	0.250	0.30	0.45	0.075	0.70	1.75	0.13571429	1.226	0.095	1
5160	3430	C-102 NW	3MTA 10	B	0.40	1.94	0.050	0.40	0.776	0.02						
						0.00	0.000	0.00	0	0						
								0.00	0	0						
								0.00	0	0						
														Wt. Au g/t	Wt. Cu %	
5161	3430	C-102 NW	3MTA 11	A	0.40	1.48	0.090	0.40	0.592	0.036	0.70	1.38	0.07714286	0.967	0.054	1
5162	3430	C-102 NW	3MTA 11	B	0.60	1.25	0.060	0.30	0.375	0.018						
								0.00	0	0						
								0.00	0	0						
								0.00	0	0						
														Wt. Au g/t	Wt. Cu %	
5163	3430	C-102 NW	3MTA 12	A	0.40	0.28	0.010	0.20	0.056	0.002	0.70	4.42	0.48142857	3.091	0.337	1
5164	3430	C-102 NW	3MTA 12	B	0.50	6.07	0.670	0.50	3.035	0.335						
								0.00	0	0						
								0.00	0	0						
								0.00	0	0						
5165	3430	C-102 NW	3MTA 13	A	0.60	0.84	0.050	0.35	0.294	0.0175	0.70	6.42	0.1	4.494	0.07	1
5166	3430	C-102 NW	3MTA 13	B	0.35	12.00	0.150	0.35	4.2	0.0525						
								0.00	0	0						
								0.00	0	0						
								0.00	0	0						
														Wt. Au g/t	Wt. Cu %	
5167	3430	C-102 NW	3MTA 14	A	0.40	0.93	0.060	0.20	0.186	0.012	0.70	3.55	2.74571429	2.486	1.922	1
5168	3430	C-102 NW	3MTA 14	B	0.50	4.60	3.820	0.50	2.3	1.91						
								0.00	0	0						
								0.00	0	0						
								0.00	0	0						
														Wt. Au g/t	Wt. Cu %	
5169	3430	C-102 NW	3MTA 15	A	0.50	7.10	0.540	0.50	3.55	0.27	0.80	6.76	0.41625	5.41	0.333	1
5170	3430	C-102 NW	3MTA 15	B	0.30	6.20	0.210	0.30	1.86	0.063						
								0.00	0	0						
								0.00	0	0						
								0.00	0	0						
														Wt. Au g/t	Wt. Cu %	
5171	3430	C-102 NW	3MTA 16	A	0.60	0.48	0.070	0.20	0.096	0.014	0.70	2.97	0.08428571	2.076	0.059	1
5172	3430	C-102 NW	3MTA 16	B	0.50	3.96	0.090	0.50	1.98	0.045						
								0.00	0	0						
								0.00	0	0						
								0.00	0	0						
														Wt. Au g/t	Wt. Cu %	
5378	3430	C-102 NW	3MTA 17	A	0.50	0.40	0.040	0.00	0	0	0.70	13.39	0.21285714	9.371	0.149	1
5379	3430	C-102 NW	3MTA 17	B	0.50	2.17	0.030	0.30	0.651	0.009						
5380	3430	C-102 NW	3MTA 17	C	0.40	21.80	0.350	0.40	8.72	0.14						
								0.00	0	0						
								0.00	0	0						
														Wt. Au g/t	Wt. Cu %	
5381	3430	C-102 NW	3MTA 18	A	1.00	0.23	0.080	0.35	0.0805	0.028	0.70	5.07	1.025	3.5455	0.7175	1
5382	3430	C-102 NW	3MTA 18	B	0.35	9.90	1.970	0.35	3.465	0.6895						
								0.00	0	0						
								0.00	0	0						
								0.00	0	0						
5383	3430	C-102 NW	3MTA 19	A	0.30	1.97	0.080	0.00	0	0	0.70	15.54	1.69	10.8745	1.183	1
5384	3430	C-102 NW	3MTA 19	B	0.60	0.97	0.050	0.35	0.3395	0.0175						
5385	3430	C-102 NW	3MTA 19	C	0.35	30.10	3.330	0.35	10.535	1.1655						
								0.00	0	0						
								0.00	0	0						

BLOCK 50S MANTEROLA SOUTH

Mining width								
#Sections	Total width		Grd/area	Au g/t	Cu %	AREA	avg.width	Length
11	7.80	Au:	60.71	**5.71**	**0.64**	10.64	**0.71**	15.00
		Cu:	6.78					

40S

														Wt. Au g/t	Wt. Cu %	
5386	3430	C-102 NW	3MTA 20	A	1.00	0.70	0.060	0.30	0.21	0.018	0.70	8.76	0.05428571	6.13	0.038	1
5387	3430	C-102 NW	3MTA 20	B	0.40	14.80	0.050	0.40	5.92	0.02						
								0.00	0	0						
								0.00	0	0						
								0.00	0	0						
														Wt. Au g/t	Wt. Cu %	
5388	3430	C-102 NW	3MTA 21	A	0.50	46.40	0.630	0.50	23.2	0.315	1.00	28.50	0.585	28.5	0.585	1
5389	3430	C-102 NW	3MTA 21	B	0.50	10.60	0.540	0.50	5.3	0.27						
								0.00	0	0						
								0.00	0	0						
								0.00	0	0						
														Wt. Au g/t	Wt. Cu %	
5390	3430	C-102 NW	3MTA 22	A	0.60	1.80	0.080	0.55	0.99	0.044	0.70	3.21	0.215	2.25	0.1505	1
5391	3430	C-102 NW	3MTA 22	B	0.15	8.40	0.710	0.15	1.26	0.1065						
						0.00	0.000	0.00	0	0						
								0.00	0	0						
								0.00	0	0						
														Wt. Au g/t	Wt. Cu %	
5392	3430	C-102 NW	3MTA 23	A	0.60	1.25	0.270	0.45	0.5625	0.1215	0.70	3.79	0.47714286	2.65	0.334	1
5393	3430	C-102 NW	3MTA 23	B	0.25	8.35	0.850	0.25	2.0875	0.2125						
								0.00	0	0						
								0.00	0	0						
								0.00	0	0						
														Wt. Au g/t	Wt. Cu %	
5394	3430	C-102 NW	3MTA 24	A	0.80	0.23	0.040	0.45	0.1035	0.018	0.70	5.90	2.15071429	4.1285	1.5055	1
5395	3430	C-102 NW	3MTA 24	B	0.25	16.10	5.950	0.25	4.025	1.4875						
								0.00	0	0						
								0.00	0	0						
								0.00	0	0						
5396	3430	C-102 NW	3MTA 25	A	0.60	0.90	0.120	0.40	0.36	0.048	0.70	9.86	2.66142857	6.9	1.863	1
5397	3430	C-102 NW	3MTA 25	B	0.30	21.80	6.050	0.30	6.54	1.815						
								0.00	0	0						
								0.00	0	0						
								0.00	0	0						
														Wt. Au g/t	Wt. Cu %	
5398	3430	C-102 NW	3MTA 26	A	0.50	0.77	0.110	0.50	0.385	0.055	0.70	14.65	0.82	10.255	0.574	1
5399	3430	C-102 NW	3MTA 26	B	0.15	65.80	3.460	0.15	9.87	0.519						
5400	3430	C-102 NW	3MTA 26	C	0.10	2.40	0.080	0.00	0	0						
						0.00	0.000	0.05	0	0						
								0.00	0	0						
														Wt. Au g/t	Wt. Cu %	
5401	3430	C-102 NW	3MTA 27	A	0.60	0.90	0.040	0.50	0.45	0.02	0.70	5.13	0.49142857	3.59	0.344	1
5402	3430	C-102 NW	3MTA 27	B	0.20	15.70	1.620	0.20	3.14	0.324						
								0.00	0	0						
								0.00	0	0						
								0.00	0	0						

BLOCK 40S MANTEROLA SOUTH

Mining width

#Sections	Total width		Grd/area	Au g/t	Cu %	AREA	avg.width	Length
8	5.90	Au:	88.55	**10.92**	**1.03**	8.11	**0.74**	11.00
		Cu:	8.39					

30S

														Wt. Au g/t	Wt. Cu %	
5403	3430	C-102 NW	3MTA 28	A	0.60	0.10	0.060	0.50	0.05	0.03	0.80	15.36	0.6525	12.29	0.522	1
5404	3430	C-102 NW	3MTA 28	B	0.30	40.80	1.640	0.30	12.24	0.492						
								0.00	0	0						
								0.00	0	0						
								0.00	0	0						
														Wt. Au g/t	Wt. Cu %	
5405	3430	C-102 NW	3MTA 29	A	0.40	8.30	0.240	0.40	3.32	0.096	0.80	4.15	0.12	3.32	0.096	1
						0.00	0.000	0.40	0	0						
								0.00	0	0						
								0.00	0	0						
								0.00	0	0						
														Wt. Au g/t	Wt. Cu %	
5875	3430	C-102 NW	3MTA 30	M1	1.00	0.17	0.010	0.00	0	0	0.00	#¡DIV/0!	#¡DIV/0!	0	0	1
								0.00	0	0						
			not used					0.00	0	0						
								0.00	0	0						
								0.00	0	0						
5876	3430	C-102 NW	3MTA 31	M2	1.00	0.55	0.020	0.00	0	0	0.00	#¡DIV/0!	#¡DIV/0!	0	0	1
								0.00	0	0						
			not used					0.00	0	0						
								0.00	0	0						
								0.00	0	0						
														Wt. Au g/t	Wt. Cu %	
5406	3430	C-102 NW	3MTA 32	A	0.50	0.47	0.060	0.10	0.047	0.006	0.80	4.31	0.22	3.449	0.176	1
5407	3430	C-102 NW	3MTA 32	B	0.30	8.70	0.300	0.30	2.61	0.09						
5408	3430	C-102 NW	3MTA 32	C	0.15	1.98	0.200	0.40	0.792	0.08						
								0.00	0	0						
								0.00	0	0						
														Wt. Au g/t	Wt. Cu %	
5409	3430	C-102 NW	3MTA 33	A	0.70	0.64	0.030	0.10	0.064	0.003	0.80	6.33	0.1075	5.066	0.086	1
5410	3430	C-102 NW	3MTA 33	B	0.30	15.50	0.210	0.30	4.65	0.063						
5411	3430	C-102 NW	3MTA 33	C	0.50	0.88	0.050	0.40	0.352	0.02						
5412	3430	C-102 NW	3MTA 33	D	0.10	0.60	0.020	0.00	0	0						
								0.00	0	0						
														Wt. Au g/t	Wt. Cu %	
5413	3430	C-102 NW	3MTA 34	A	0.60	0.33	0.030	0.55	0.1815	0.0165	0.90	3.39	0.18944444	3.0485	0.1705	1
5414	3430	C-102 NW	3MTA 34	B	0.10	4.92	0.040	0.10	0.492	0.004						
5415	3430	C-102 NW	3MTA 34	C	0.25	9.50	0.600	0.25	2.375	0.15						
5416	3430	C-102 NW	3MTA 34	D	0.15	0.75	0.120	0.00	0	0						
								0.00	0	0						
														Wt. Au g/t	Wt. Cu %	
5417	3430	C-102 NW	3MTA 35	A	0.70	0.43	0.030	0.00	0	0	0.00	#¡DIV/0!	#¡DIV/0!	0	0	1
5418	3430	C-102 NW	3MTA 35	B	0.80	1.20	0.060	0.00	0	0						
5419	3430	C-102 NW	3MTA 35	C	0.30	6.90	0.450	0.30	2.07	0.135						
5420	3430	C-102 NW	3MTA 35	D	0.50	1.46	0.170	0.00	0	0						
5421	3430	C-102 NW	3MTA 35	E	0.10	1.29	0.190	0.00	0	0						
			not used											Wt. Au g/t	Wt. Cu %	
5422	3430	C-102 NW	3MTA 36	A	0.60	0.42	0.050	0.00	0	0	0.00	#¡DIV/0!	#¡DIV/0!	0	0	1
5423	3430	C-102 NW	3MTA 36	B	0.10	3.60	0.370	0.00	0	0						
5424	3430	C-102 NW	3MTA 36	C	0.50	0.30	0.320	0.05	0.015	0.016						
5425	3430	C-102 NW	3MTA 36	D	0.20	5.40	0.280	0.20	1.08	0.056						
5426	3430	C-102 NW	3MTA 36	E	0.40	0.52	0.080	0.05	0.026	0.004						
5427	3430	C-102 NW	3MTA 36	F	0.10	1.80	0.050	0.00	0	0						
			not used													
5428	3430	C-102 NW	3MTA 37	A	0.05	5.31	1.030	0.00	0	0	0.00	#¡DIV/0!	#¡DIV/0!	0	0	1
5429	3430	C-102 NW	3MTA 37	B	0.90	0.25	0.040	0.00	0	0						
5430	3430	C-102 NW	3MTA 37	C	0.30	8.30	0.350	0.30	2.49	0.105						
5431	3430	C-102 NW	3MTA 37	D	0.50	3.30	0.260	0.50	1.65	0.13						
5432	3430	C-102 NW	3MTA 37	E	0.15	2.30	0.090	0.00	0	0						

			not used										Wt. Au g/t	Wt. Cu %	
5433	3430	C-102 NW	3MTA 38	A	0.10	6.40	6.290	0.00	0	0	0.00	#¡DIV/0!	#¡DIV/0!	0	0	1
5434	3430	C-102 NW	3MTA 38	B	0.50	0.25	0.180	0.05	0.0125	0.009						
5435	3430	C-102 NW	3MTA 38	C	0.20	5.20	1.950	0.20	1.04	0.39						
5436	3430	C-102 NW	3MTA 38	D	0.60	1.49	0.100	0.05	0.0745	0.005						
			not used					0.00	0	0						
													Wt. Au g/t	Wt. Cu %	
5437	3430	C-102 NW	3MTA 39	A	0.70	2.23	0.060	0.00	0	0	0.00	#¡DIV/0!	#¡DIV/0!	0	0	1
5438	3430	C-102 NW	3MTA 39	B	0.50	3.06	0.250	0.50	1.53	0.125						
5439	3430	C-102 NW	3MTA 39	C	0.50	2.79	0.300	0.00	0	0						
			not used					0.00	0	0						
								0.00	0	0						
													Wt. Au g/t	Wt. Cu %	
5440	3430	C-102 NW	3MTA 40	A	0.50	0.20	0.020	0.00	0	0	0.00	#¡DIV/0!	#¡DIV/0!	0	0	1
5441	3430	C-102 NW	3MTA 40	B	0.50	4.65	0.270	0.50	2.325	0.135						
5442	3430	C-102 NW	3MTA 40	C	0.50	1.89	0.200	0.00	0	0						
								0.00	0	0						
			not used					0.00	0	0						

														Wt. Au g/t	Wt. Cu %	
5443	3430	C-102 NW	3MTA 41	A	0.50	0.43	0.040	0.00	0	0	0.00	#¡DIV/0!	#¡DIV/0!	0	0	1
5444	3430	C-102 NW	3MTA 41	B	0.60	2.07	0.170	0.30	0.621	0.051						
5445	3430	C-102 NW	3MTA 41	C	0.20	1.14	0.170	0.00	0	0						
								0.00	0	0						
			not used					0.00	0	0						
														Wt. Au g/t	Wt. Cu %	
5446	3430	C-102 NW	3MTA 42	A	0.50	0.29	0.040	0.00	0	0	0.00	#¡DIV/0!	#¡DIV/0!	0	0	1
5447	3430	C-102 NW	3MTA 42	B	0.30	3.00	0.400	0.30	0.9	0.12						
5448	3430	C-102 NW	3MTA 42	C	0.60	0.95	0.120	0.00	0	0						
								0.00	0	0						
			not used					0.00	0	0						
5449	3430	C-102 NW	3MTA 43	A	0.60	0.30	0.030	0.05	0.015	0.0015	0.00	#¡DIV/0!	#¡DIV/0!	0	0	1
5450	3430	C-102 NW	3MTA 43	B	0.15	3.30	0.540	0.15	0.495	0.081						
5851	3430	C-102 NW	3MTA 43	C	0.10	0.58	0.200	0.10	0.058	0.02						
								0.00	0	0						
			not used					0.00	0	0						
														Wt. Au g/t	Wt. Cu %	
5852	3430	C-102 NW	3MTA 44	A	0.10	0.86	0.200	0.00	0	0	0.00	#¡DIV/0!	#¡DIV/0!	0	0	1
5853	3430	C-102 NW	3MTA 44	B	0.70	0.24	0.020	0.00	0	0						
5854	3430	C-102 NW	3MTA 44	C	0.70	1.50	0.030	0.30	0.45	0.009						
								0.00	0	0						
			not used					0.00	0	0						
														Wt. Au g/t	Wt. Cu %	
5855	3430	C-102 NW	3MTA 45	A	0.10	0.50	0.060	0.00	0	0	0.00	#¡DIV/0!	#¡DIV/0!	0	0	1
5856	3430	C-102 NW	3MTA 45	B	0.40	1.70	0.250	0.30	0.51	0.075						
5857	3430	C-102 NW	3MTA 45	C	0.50	0.35	0.050	0.00	0	0						
5858	3430	C-102 NW	3MTA 45	D	0.20	0.65	0.080	0.00	0	0						
			not used					0.00	0	0						
														Wt. Au g/t	Wt. Cu %	
5859	3430	C-102 NW	3MTA 46	A	0.70	0.28	0.020	0.00	0	0	0.00	#¡DIV/0!	#¡DIV/0!	0	0	1
5860	3430	C-102 NW	3MTA 46	B	0.05	0.46	0.080	0.00	0	0						
5861	3430	C-102 NW	3MTA 46	C	0.70	0.56	0.010	0.15	0.084	0.0015						
5862	3430	C-102 NW	3MTA 46	D	0.15	2.25	0.070	0.15	0.3375	0.0105						
			not used					0.00	0	0						
														Wt. Au g/t	Wt. Cu %	
5863	3430	C-102 NW	3MTA 47	A	0.20	0.38	0.020	0.00	0	0	0.00	#¡DIV/0!	#¡DIV/0!	0	0	1
5864	3430	C-102 NW	3MTA 47	B	0.50	0.49	0.040	0.00	0	0						
5865	3430	C-102 NW	3MTA 47	C	0.40	0.32	0.020	0.00	0	0						
5866	3430	C-102 NW	3MTA 47	D	0.20	9.60	0.230	0.20	1.92	0.046						
5867	3430	C-102 NW	3MTA 47	E	0.60	3.48	0.070	0.60	2.088	0.042						
5868	3430	C-102 NW	3MTA 47	F	0.15	1.89	0.070	0.00	0	0						
			not used													

5869	3430	LUCHO N	3MTA 48	M1	0.40	0.31	0.040	0.30	0.093	0.012	0.00	#¡DIV/0!	#¡DIV/0!	0	0	1
								0.00	0	0						
					not used			0.00	0	0						
								0.00	0	0						
								0.00	0	0						
														Wt. Au g/t	Wt. Cu %	
5870	3430	LUCHO N	3MTA 49	M2	0.50	0.24	0.010	0.10	0.024	0.001	0.00	#¡DIV/0!	#¡DIV/0!	0	0	1
								0.15	0	0						
					not used			0.05	0	0						
								0.00	0	0						
								0.00	0	0						
														Wt. Au g/t	Wt. Cu %	
5871	3430	LUCHO N	3MTA 50	M3	0.15	2.64	0.130	0.30	0.792	0.039	0.00	#¡DIV/0!	#¡DIV/0!	0	0	1
								0.00	0	0						
					not used			0.00	0	0						
								0.00	0	0						
								0.00	0	0						
														Wt. Au g/t	Wt. Cu %	
5872	3430	LUCHO N	3MTA 51	M4	0.80	0.31	0.020	0.20	0.062	0.004	0.00	#¡DIV/0!	#¡DIV/0!	0	0	1
								0.10	0	0						
					not used			0.00	0	0						
								0.00	0	0						
								0.00	0	0						
5873	3430	LUCHO N	3MTA 52	M5	0.10	0.84	0.070	0.00	0	0	0.00	#¡DIV/0!	#¡DIV/0!	0	0	1
								0.15	0	0						
					not used			0.15	0	0						
			3					0.00	0	0						
								0.00	0	0						
														Wt. Au g/t	Wt. Cu %	
5874	3430	LUCHO N	3MTA 53	M6	0.30	0.44	0.030	0.10	0.044	0.003	0.00	#¡DIV/0!	#¡DIV/0!	0	0	1
								0.15	0	0						
					not used			0.05	0	0						
								0.00	0	0						
								0.00	0	0						

Manterola Vien N.E.

4852	3430	Manterola	3MTB 1	A	0.08	11.03	0.074	0.08	0.8824	0.00592	0.30	4.11	0.0542	1.2344	0.01626	1
4853	3430	Manterola	3MTB 1	B	0.50	1.60	0.047	0.22	0.352	0.01034						
								0.00	0	0						
								0.00	0	0						
								0.00	0	0						
														Wt. Au g/t	Wt. Cu %	
4854	3430	Manterola	3MTB 2	A	0.50	0.34	0.014	0.30	0.102	0.0042	0.30	0.34	0.014	0.102	0.0042	1
4855	3430	Manterola	3MTB 2	B	0.30	2.27	0.030	0.00	0	0						
								0.00	0	0						
								0.00	0	0						
								0.00	0	0						
														Wt. Au g/t	Wt. Cu %	
4856	3430	Manterola	3MTB 3	A	0.70	0.23	0.010	0.15	0.0345	0.0015	0.30	0.55	0.035	0.165	0.0105	1
4857	3430	Manterola	3MTB 3	B	0.15	0.87	0.060	0.15	0.1305	0.009						
								0.00	0	0						
								0.00	0	0						
								0.00	0	0						

														Wt. Au g/t	Wt. Cu %	
4858	3430	Manterola	3MTB 4	A	0.05	0.67	0.030	0.05	0.0335	0.0015	0.30	0.11	0.005	0.0335	0.0015	1
						0.00	0.000	0.25	0	0						
								0.00	0	0						
								0.00	0	0						
								0.00	0	0						
														Wt. Au g/t	Wt. Cu %	
5291	3430	Manterola	3MTB 5	A	0.50	0.04	0.150	0.15	0.006	0.0225	0.30	0.13	0.095	0.0375	0.0285	1
5292	3430	Manterola	3MTB 5	B	0.80	0.21	0.040	0.15	0.0315	0.006						
								0.00	0	0						
								0.00	0	0						
								0.00	0	0						
5293	3430	Manterola	3MTB 6	A	0.50	0.10	0.050	0.15	0.015	0.0075	0.30	0.44	0.035	0.1305	0.0105	1
5294	3430	Manterola	3MTB 6	B	0.80	0.77	0.020	0.15	0.1155	0.003						
								0.00	0	0						
								0.00	0	0						
								0.00	0	0						
														Wt. Au g/t	Wt. Cu %	
5295	3430	Manterola	3MTB 7	A	0.10	18.50	0.480	0.10	1.85	0.048	0.50	3.73	0.104	1.864	0.052	1
5296	3430	Manterola	3MTB 7	B	0.70	0.07	0.020	0.20	0.014	0.004						
								0.20	0	0						
								0.00	0	0						
								0.00	0	0						
														Wt. Au g/t	Wt. Cu %	
5297	3430	Manterola	3MTB 8	A	0.80	0.36	0.020	0.25	0.09	0.005	0.30	1.00	0.15666667	0.3	0.047	1
5298	3430	Manterola	3MTB 8	B	0.05	4.20	0.840	0.05	0.21	0.042						
								0.00	0	0						
								0.00	0	0						
								0.00	0	0						
														Wt. Au g/t	Wt. Cu %	
5299	3430	Manterola	3MTB 9	A	0.80	0.02	0.020	0.25	0.005	0.005	0.30	1.48	0.14333333	0.445	0.043	1
5300	3430	Manterola	3MTB 9	B	0.05	8.80	0.760	0.05	0.44	0.038						
								0.00	0	0						
								0.00	0	0						
								0.00	0	0						
														Wt. Au g/t	Wt. Cu %	
5351	3430	Manterola	3MTB 10	A	0.70	8.13	0.320	0.20	1.626	0.064	0.30	8.49	0.43333333	2.546	0.13	1
5352	3430	Manterola	3MTB 10	B	0.10	9.20	0.660	0.10	0.92	0.066						
								0.00	0	0						
								0.00	0	0						
								0.00	0	0						
5353	3430	Manterola	3MTB 11	A	0.70	10.30	0.640	0.70	7.21	0.448	0.70	10.30	0.64	7.21	0.448	1
5354	3430	Manterola	3MTB 11	B	0.10	0.05	0.010	0.00	0	0						
								0.00	0	0						
								0.00	0	0						
								0.00	0	0						
														Wt. Au g/t	Wt. Cu %	
5355	3430	Manterola	3MTB 12	A	0.80	0.04	0.010	0.25	0.01	0.0025	0.30	2.33	0.30366667	0.7	0.0911	1
5356	3430	Manterola	3MTB 12	B	0.05	13.80	1.772	0.05	0.69	0.0886						
								0.00	0	0						
								0.00	0	0						
								0.00	0	0						
														Wt. Au g/t	Wt. Cu %	
5357	3430	Manterola	3MTB 13	A	0.80	0.13	0.015	0.25	0.0325	0.00375	0.30	2.53	0.22966667	0.7575	0.0689	1
5358	3430	Manterola	3MTB 13	B	0.05	14.50	1.303	0.05	0.725	0.06515						
								0.00	0	0						
								0.00	0	0						
								0.00	0	0						
														Wt. Au g/t	Wt. Cu %	
5359	3430	Manterola	3MTB 14	A	0.70	0.16	0.016	0.15	0.024	0.0024	0.30	7.08	1.883	2.124	0.5649	1
5360	3430	Manterola	3MTB 14	B	0.15	14.00	3.750	0.15	2.1	0.5625						
								0.00	0	0						
								0.00	0	0						
								0.00	0	0						
														Wt. Au g/t	Wt. Cu %	
5361	3430	Manterola	3MTB 15	A	0.70	0.09	0.400	0.20	0.018	0.08	0.30	2.73	0.688	0.818	0.2064	1
5362	3430	Manterola	3MTB 15	B	0.10	8.00	1.264	0.10	0.8	0.1264						
								0.00	0	0						
								0.00	0	0						
								0.00	0	0						

MANTEROLA VEIN

Level 3430

Summary by Sectio	F		P	Q	M	N	R	I		Grade AuE	22.29	Grade AuE	23.25	Grade AuE	#¡DIV/0!	Grade AuE	#¡DIV/0!
Section	G	Line	Block	Width	Lenght	Au g/t	Cu %	AuEQ	# Channel	30.21	673.45	26.01	604.81	0.00	0.00	0.00	0.00
240																	
230																	
220																	
210																	
200																	
190																	
180																	
170																	
160																	
150												0.00	0.00				
140												0.00	0.00				
130												0.00	0.00				
120														0.00	0.00		
110														0.00	0.00		
100														0.00	0.00		
90														0.00	0.00		
80										0.00	0.00						
70										0.00	0.00						
60										0.00	0.00						
50										0.00	0.00						
40																	
30																	
20																	
10																	
0																	
-10																	
-20																	
-30																	
-40																	
-50																	
-60	60S	MANT	244 MT1	0.48	8.75	16.07	0.20	16.34	5.00	1	4.20	68.64					
-70	70S	MANT	54	0.75	11.00	23.69	0.62	24.53	7.00	1	8.22	201.63	8.22	201.63			
-80	80S	MANT	121	0.91	11.00	27.19	0.78	28.25	8.00	1	9.97	281.66	9.97	281.66			
-90	90S	MANT	180	0.71	11.00	15.26	0.20	15.53	7.00	1	7.83	121.53	7.83	121.53			
-100																	
-110																	
	Summary		MT1	0.711205	41.75	20.55051	0.449039	21.16488									
					30.2130357												
					41.75												
				Ave. Width	0.72366553												

BLOCK 3390 MC1

Specific Gravity	Cutoff Au	Inc. CO	Au/ %Cu Eq.	Mining Wd	Dil. Wd	Dil. Au
2.9	12.17	3.82	1.37	0.45	0.10	0.2

Measured / Proven

5

SECTION	WIDTH	HEIGHT	LENGTH	VOLUME	SG	TONS	AU	CU	MCRES Au/ %Cu E
70S	0.45	5	5.50	12.38	2.9	35.89	38.73	3.24	43.17
60S	0.49	5	10.00	24.38	2.9	70.69	34.50	5.15	41.55
50S	0.56	5	10.00	27.78	2.9	80.56	45.08	4.64	51.43
40S	0.50	5	10.00	25.00	2.9	72.50	30.02	2.40	33.30
30S	0.56	5	12.00	33.55	2.9	97.28	12.80	1.48	14.82
	0.52		47.50						
	0.62								

Dilution

WIDTH	DIL TONS	DIL AU
0.10	7.98	0.20
0.10	14.50	0.20
0.10	14.50	0.20
0.10	14.50	0.20
0.10	17.40	0.20

Proven

Totals

TONS	356.91	tons		
AV Au	30.49	g/t		
AV Cu	3.28	%cu		
AuEQ	34.98	g/t		
DIL TONS	68.88	tons		
Au Dil	0.20	g/t		
Total tons	425.79	tons	Au g/t	Cu %
AV AuEQ Grade	29.36	g/t	25.59	2.75

Indicated /Probable

13.5

SECTION	WIDTH	HEIGHT	LENGTH	VOLUME	SG	TONS	AU	CU
70S	0.45	13.5	5.50	33.41	2.9	96.90	38.73	3.24
60S	0.49	13.5	10.00	65.81	2.9	190.86	34.50	5.15
50S	0.56	13.5	10.00	75.00	2.9	217.50	45.08	4.64
40S	0.50	13.5	10.00	67.50	2.9	195.75	30.02	2.40
30S	0.56	13.5	12.00	90.57	2.9	262.66	12.80	1.48

Dilution

	WIDTH	DIL TONS	DIL AU
43.17	0.10	21.53	0.20
41.55	0.10	39.15	0.20
51.43	0.10	39.15	0.20
33.30	0.10	39.15	0.20
14.82	0.10	46.98	0.20

Probable

Totals

TONS	963.66	tons		
AV Au	30.49	g/t		
AV Cu	3.28	%cu		
AuEQ	34.98	g/t		
DIL TONS	185.96	tons		
Au Dil	0.20	g/t		
Total tons	1149.63	tons	Au g/t	Cu %
AV AuEQ Grade	29.36	g/t	25.59	2.75

Inferred /Possible

20

SECTION	WIDTH	HEIGHT	LENGTH	VOLUME	SG	TONS	AU	CU
70S	0.45	20	5.50	49.50	2.9	143.55	38.73	3.24
60S	0.49	20	10.00	97.50	2.9	282.75	34.50	5.15
50S	0.56	20	10.00	111.11	2.9	322.22	45.08	4.64
40S	0.50	20	10.00	100.00	2.9	290.00	30.02	2.40
30S	0.56	20	12.00	134.18	2.9	389.13	12.80	1.48

Dilution

	WIDTH	DIL TONS	DIL AU
43.17	0.10	31.90	0.20
41.55	0.10	58.00	0.20
51.43	0.10	58.00	0.20
33.30	0.10	58.00	0.20
14.82	0.10	69.60	0.20

Possible

Totals

TONS	1427.65	tons		
AV Au	30.49	g/t		
AV Cu	3.28	%cu		
AuEQ	34.98	g/t		
DIL TONS	275.50	tons		
Au Dil	0.20	g/t		
Total tons	1703.15	tons	Au g/t	Cu %
AV AuEQ Grade	29.36	g/t	25.59	2.75

STOPE STATS	3390 MC1	
Length	42.00	m
Width	0.61	m
Height	40.00	m
Dilution %	0.16	%
Grade AuEQ	29.36	g/t
Tons	1575.41	tons
Tons + Pos	3278.56	tons

BLOCK 3430 MC1

Measured / Proven

5

SECTION	WIDTH	HEIGHT	LENGTH	VOLUME	SG	TONS	AU	CU
70S	0.45	5	5.50	12.38	2.9	35.89	38.73	3.24
60S	0.49	5	10.00	24.38	2.9	70.69	34.50	5.15
50S	0.56	5	10.00	27.78	2.9	80.56	45.08	4.64
40S	0.50	5	10.00	25.00	2.9	72.50	30.02	2.40
30S	0.56	5	12.00	33.55	2.9	97.28	12.80	1.48
	0.52		47.50					

MCRES

Dilution

	WIDTH	DIL TONS	DIL AU
43.17	0.10	7.98	0.20
41.55	0.10	14.50	0.20
51.43	0.10	14.50	0.20
33.30	0.10	14.50	0.20
14.82	0.10	17.40	0.20

Proven

Totals				
TONS	356.91	tons		
AV Au	30.49	g/t		
AV Cu	3.28	%cu		
AuEQ	34.98	g/t		
DIL TONS	68.88	tons		
Au Dil	0.20	g/t		
Total tons	425.79	tons	Au g/t	Cu %
AV AuEQ Grade	29.36	g/t	25.59	2.75

Indicated /Probable

13.5

SECTION	WIDTH	HEIGHT	LENGTH	VOLUME	SG	TONS	AU	CU
70S	0.45	13.5	5.50	33.41	2.9	96.90	38.73	3.24
60S	0.49	13.5	10.00	65.81	2.9	190.86	34.50	5.15
50S	0.56	13.5	10.00	75.00	2.9	217.50	45.08	4.64
40S	0.50	13.5	10.00	67.50	2.9	195.75	30.02	2.40
30S	0.56	13.5	12.00	90.57	2.9	262.66	12.80	1.48

Dilution

	WIDTH	DIL TONS	DIL AU
43.17	0.10	21.53	0.20
41.55	0.10	39.15	0.20
51.43	0.10	39.15	0.20
33.30	0.10	39.15	0.20
14.82	0.10	46.98	0.20

Probable

Totals				
TONS	963.66	tons		
AV Au	30.49	g/t		
AV Cu	3.28	%cu		
AuEQ	34.98	g/t		
DIL TONS	185.96	tons		
Au Dil	0.20	g/t		
Total tons	1149.63	tons	Au g/t	Cu %
AV AuEQ Grade	29.36	g/t	25.59	2.75

Inferred / 20

Tonnes	Au gpt	Cu	AuEquiv.
1703.149	25.59	2.75	29.36

STOPE STATS	3430 MC1	
Length	42.00	m
Width	0.61	m
Height	20.00	m
Dilution %	0.16	%
Grade AuEQ	29.36	g/t
Tons	1575.41	tons
Tons + Pos	1575.41	tons

BLOCK 3390 MC2

Measured / Proven

5

SECTION	WIDTH	HEIGHT	LENGTH	VOLUME	SG	TONS	AU	CU
10S	0.71	5	10.00	35.36	2.9	102.54	19.86	1.00
ONS	0.53	5	10.00	26.43	2.9	76.64	13.20	0.40
10N	0.45	5	10.00	22.50	2.9	65.25	11.67	0.08
20N	0.45	5	5.00	11.25	2.9	32.63	25.56	1.93
30N	0.45	5	10.00	22.50	2.9	65.25	11.10	1.03
5	0.52		45.00					
	0.62							

MCRES

Dilution

	WIDTH	DIL TONS	DIL AU
21.23	0.10	14.50	0.20
13.74	0.10	14.50	0.20
11.77	0.10	14.50	0.20
28.20	0.10	7.25	0.20
12.50	0.10	14.50	0.20

Proven

Totals

TONS	342.30	tons		
AV Au	15.68	g/t		
AV Cu	0.78	%cu		
AuEQ	16.75	g/t		
DIL TONS	65.25	tons		
Au Dil	0.20	g/t		
Total tons	407.55	tons	Au g/t	Cu %
AV AuEQ Grade	14.10	g/t	13.20	0.66

Indicated /Probable

13.5

SECTION	WIDTH	HEIGHT	LENGTH	VOLUME	SG	TONS	AU	CU
10S	0.71	13.5	10.00	95.46	2.9	276.85	19.86	1.00
ONS	0.53	13.5	10.00	71.36	2.9	206.94	13.20	0.40
10N	0.45	13.5	10.00	60.75	2.9	176.18	11.67	0.08
20N	0.45	13.5	5.00	30.38	2.9	88.09	25.56	1.93
30N	0.45	13.5	10.00	60.75	2.9	176.18	11.10	1.03

Dilution

	WIDTH	DIL TONS	DIL AU
21.23	0.10	39.15	0.20
13.74	0.10	39.15	0.20
11.77	0.10	39.15	0.20
28.20	0.10	19.58	0.20
12.50	0.10	39.15	0.20

Probable

Totals

TONS	924.22	tons		
AV Au	15.68	g/t		
AV Cu	0.78	%cu		
AuEQ	16.75	g/t		
DIL TONS	176.18	tons		
Au Dil	0.20	g/t		
Total tons	1100.39	tons	Au g/t	Cu %
AV AuEQ Grade	14.10	g/t	13.20	0.66

Inferred /Possible

20

SECTION	WIDTH	HEIGHT	LENGTH	VOLUME	SG	TONS	AU	CU
10S	0.71	20	10.00	141.43	2.9	410.14	19.86	1.00
ONS	0.53	20	10.00	105.71	2.9	306.57	13.20	0.40
10N	0.45	20	10.00	90.00	2.9	261.00	11.67	0.08
20N	0.45	20	5.00	45.00	2.9	130.50	25.56	1.93
30N	0.45	20	10.00	90.00	2.9	261.00	11.10	1.03

Dilution

	WIDTH	DIL TONS	DIL AU
21.23	0.10	58.00	0.20
13.74	0.10	58.00	0.20
11.77	0.10	58.00	0.20
28.20	0.10	29.00	0.20
12.50	0.10	58.00	0.20

Possible

Totals

TONS	1369.21	tons		
AV Au	15.68	g/t		
AV Cu	0.78	%cu		
AuEQ	16.75	g/t		
DIL TONS	261.00	tons		
Au Dil	0.20	g/t		
3390 MC2				
Total tons	1630.21	tons	Au g/t	Cu %
AV AuEQ Grade	14.10	g/t	13.20	0.66

STOPE STATS	3390 MC2	
Length	40.00	m
Width	0.62	m
Height	40.00	m
Dilution %	0.16	%
Grade AuEQ	14.10	g/t
Tons	1507.95	tons
Tons + Pos	3138.16	tons

BLOCK 3430 MC2

Measured / Proven

5

SECTION	WIDTH	HEIGHT	LENGTH	VOLUME	SG	TONS	AU	CU	MCRES
10S	0.71	5	5	17.68	2.9	51.27	19.86	1.00	21.23
ONS	0.53	5	10	26.43	2.9	76.64	13.20	0.40	13.74
10N	0.45	5	10	22.50	2.9	65.25	11.67	0.08	11.77
20N	0.45	5	10	22.50	2.9	65.25	25.56	1.93	28.20
30N	0.45	5	5	11.25	2.9	32.63	11.10	1.03	12.50
5	0.52		40						
	0.62								

Dilution

WIDTH	DIL TONS	DIL AU
0.10	7.25	0.20
0.10	14.50	0.20
0.10	14.50	0.20
0.10	14.50	0.20
0.10	7.25	0.20

Proven

Totals

TONS	291.04	tons		
AV Au	16.57	g/t		
AV Cu	0.85	%cu		
AuEQ	17.72	g/t		
DIL TONS	58.00	tons		
Au Dil	0.20	g/t		
Total tons	349.04	tons	Au g/t	Cu %
AV AuEQ Grade	14.81	g/t	13.85	0.70

3430 MC2

Indicated /Probable

13.5

SECTION	WIDTH	HEIGHT	LENGTH	VOLUME	SG	TONS	AU	CU
10S	0.71	13.5	5	47.73	2.9	138.42	19.86	1.00
ONS	0.53	13.5	10	71.36	2.9	206.94	13.20	0.40
10N	0.45	13.5	10	60.75	2.9	176.18	11.67	0.08
20N	0.45	13.5	10	60.75	2.9	176.18	25.56	1.93
30N	0.45	13.5	5	30.38	2.9	88.09	11.10	1.03

Dilution

	WIDTH	DIL TONS	DIL AU
21.23	0.10	19.58	0.20
13.74	0.10	39.15	0.20
11.77	0.10	39.15	0.20
28.20	0.10	39.15	0.20
12.50	0.10	19.58	0.20

Probable

Totals

TONS	785.80	tons		
AV Au	16.57	g/t		
AV Cu	0.85	%cu		
AuEQ	17.72	g/t		
DIL TONS	156.60	tons		
Au Dil	0.20	g/t		
Total tons	942.40	tons	Au g/t	Cu %
AV AuEQ Grade	14.81	g/t	13.85	0.70

		Tonnes	Au g[t	CU	AuEquiv.
Inferred Resource	20	1396.143	13.85	0.70	14.81

STOPE STATS	3430 MC2	
Length	40.00	m
Width	0.62	m
Height	20.00	m
Dilution %	0.17	%
Grade AuEQ	14.81	g/t
Tons	1291.43	tons
Tons + Pos	1291.43	tons

BLOCK 3390 MC3

Measured / Proven

5

SECTION	WIDTH	HEIGHT	LENGTH	VOLUME	SG	TONS	AU	CU	MCRES
40N	0.45	5	10.00	22.50	2.9	65.25	19.87	1.51	21.93
	0.55								

Dilution

WIDTH	DIL TONS	DIL AU
0.10	14.50	0.20

Proven

Totals

TONS	65.25	tons		
AV Au	19.87	g/t		
AV Cu	1.51	%cu		
AuEQ	21.93	g/t		
DIL TONS	14.50	tons		
Au Dil	0.20	g/t		
Total tons	79.75	tons	Au g/t	Cu %
AV AuEQ Grade	17.98	g/t	16.29	1.23

Indicated /Probable

13.5

SECTION	WIDTH	HEIGHT	LENGTH	VOLUME	SG	TONS	AU	CU
40N	0.45	13.5	10.00	60.75	2.9	176.18	19.87	1.51

Dilution

	WIDTH	DIL TONS	DIL AU
21.93	0.10	39.15	0.20

Probable

Totals

TONS	176.18	tons		
AV Au	19.87	g/t		
AV Cu	1.51	%cu		
AuEQ	21.93	g/t		
DIL TONS	39.15	tons		
Au Dil	0.20	g/t		
Total tons	215.33	tons	Au g/t	Cu %
AV AuEQ Grade	17.98	g/t	16.29	1.23

Inferred /Possible

20

SECTION	WIDTH	HEIGHT	LENGTH	VOLUME	SG	TONS	AU	CU
40N	0.45	20	10.00	90.00	2.9	261.00	19.87	1.51

Dilution

	WIDTH	DIL TONS	DIL AU
21.93	0.10	58.00	0.20

Possible

Totals

TONS	261.00	tons		
AV Au	19.87	g/t		
AV Cu	1.51	%cu		
AuEQ	21.93	g/t		
DIL TONS	58.00	tons		
Au Dil	0.20	g/t		
Total tons	319.00	tons	Au g/t	Cu %
AV AuEQ Grade	17.98	g/t	16.29	1.23

STOPE STATS	3390 MC3	
Length	10.00	m
Width	0.55	m
Height	40.00	m
Dilution %	0.18	%
Grade AuEQ	17.98	g/t
Tons	295.08	tons
Tons + Pos	614.08	tons

BLOCK 3390 MC4

Measured / Proven

5

SECTION	WIDTH	HEIGHT	LENGTH	VOLUME	SG	TONS	AU	CU	MCRES	WIDTH	DIL TONS	DIL AU
60N	0.56	5	10.00	27.86	2.9	80.79	21.24	0.88	22.45	0.10	14.50	0.20
70N	0.73	5	10.00	36.25	2.9	105.13	14.47	1.09	15.97	0.10	14.50	0.20
2	0.641071429		20.00									0.20
	0.74											

Proven

Totals

TONS	185.91	tons		
AV Au	17.42	g/t		
AV Cu	1.00	%cu		
AuEQ	18.79	g/t		
DIL TONS	29.00	tons		
Au Dil	0.20	g/t		
Total tons	214.91	tons	Au g/t	Cu %
AV AuEQ Grade	16.28	g/t	15.09	0.87

Indicated /Probable

13.5

SECTION	WIDTH	HEIGHT	LENGTH	VOLUME	SG	TONS	AU	CU	WIDTH	DIL TONS	DIL AU
60N	0.56	13.5	10.00	75.21	2.9	218.12	21.24	0.88	22.45	0.10	39.15	0.20
70N	0.73	13.5	10.00	97.88	2.9	283.84	14.47	1.09	15.97	0.10	39.15	0.20
												0.20
												0.20

Probable

Totals

TONS	501.96	tons		
AV Au	17.42	g/t		
AV Cu	1.00	%cu		
AuEQ	18.79	g/t		
DIL TONS	78.30	tons		
Au Dil	0.20	g/t		
Total tons	580.26	tons	Au g/t	Cu %
AV AuEQ Grade	16.28	g/t	15.09	0.87

Inferred /Possible

20

SECTION	WIDTH	HEIGHT	LENGTH	VOLUME	SG	TONS	AU	CU	WIDTH	DIL TONS	DIL AU
60N	0.56	20	10.00	111.43	2.9	323.14	21.24	0.88	22.45	0.10	58.00	0.20
70N	0.73	20	10.00	145.00	2.9	420.50	14.47	1.09	15.97	0.10	58.00	0.20
												0.20
												0.20

Possible

Totals

TONS	743.64	tons		
AV Au	17.42	g/t		
AV Cu	1.00	%cu		
AuEQ	18.79	g/t		
DIL TONS	116.00	tons		
Au Dil	0.20	g/t		
Total tons	859.64	tons	Au g/t	Cu %
AV AuEQ Grade	16.28	g/t	15.09	0.87

STOPE STATS	3390 MC4	
Length	20.00	m
Width	0.74	m
Height	40.00	m
Dilution %	0.13	%
Grade AuEQ	16.28	g/t
Tons	795.17	tons
Tons + Pos	1654.81	tons

BLOCK 3390 MC5

Measured / Proven

5

SECTION	WIDTH	HEIGHT	LENGTH	VOLUME	SG	TONS	AU	CU	Au EQ	Dilution WIDTH	DIL TONS	DIL AU
130N	0.45	0	10.00	0.00	2.9	0.00	6.26	0.93	7.53	0.10	0.00	0.20
140N	0.51	5	10.00	25.71	2.9	74.57	17.68	1.38	19.56	0.10	14.50	0.20
2	0.482142857		20.00									0.20
	0.58											0.20

Proven

Totals

TONS	74.57	tons
AV Au	17.68	g/t
AV Cu	1.38	%cu
AuEQ	19.56	g/t
DIL TONS	14.50	tons
Au Dil	0.20	g/t
Total tons	89.07	tons
AV AuEQ Grade	16.41	g/t

Au g/t	Cu %
14.83116	1.152581

Indicated /Probable

13.5

SECTION	WIDTH	HEIGHT	LENGTH	VOLUME	SG	TONS	AU	CU	Au EQ	Dilution WIDTH	DIL TONS	DIL AU
130N	0.45	5	10.00	22.50	2.9	65.25	6.26	0.93	7.53	0.10	14.50	0.20
140N	0.51	13.5	10.00	69.43	2.9	201.34	17.68	1.38	19.56	0.10	39.15	0.20
												0.20
												0.20

Probable

Totals

TONS	266.59	tons
AV Au	14.88	g/t
AV Cu	1.27	%cu
AuEQ	16.62	g/t
DIL TONS	39.15	tons
Au Dil	0.20	g/t
Total tons	305.74	tons
AV AuEQ Grade	14.51	g/t

Au g/t	Cu %
13.00263	1.104134

Inferred /Possible

20

SECTION	WIDTH	HEIGHT	LENGTH	VOLUME	SG	TONS	AU	CU	Au EQ	Dilution WIDTH	DIL TONS	DIL AU
130N	0.45	0	10.00	0.00	2.9	0.00	6.26	0.93	7.53	0.10	0.00	0.20
140N	0.51	20	10	102.86	2.9	298.29	17.68	1.38	19.56	0.10	58.00	0.20
												0.20
												0.20

Possible

Totals

TONS	298.29	tons
AV Au	17.68	g/t
AV Cu	1.38	%cu
AuEQ	19.56	g/t
DIL TONS	58.00	tons
Au Dil	0.20	g/t
Total tons	356.29	tons
AV AuEQ Grade	16.41	g/t

Au g/t	Cu %
14.83116	1.152581

STOPE STATS	3390 MC5	
Length	10.00	m
Width	0.61	m
Height	40.00	m
Dilution %	0.15	%
Grade AuEQ	15.64	g/t
Tons	394.81	tons
Tons + Pos	751.10	tons

BLOCK 3430 MC5

Measured / Proven

5

SECTION	WIDTH	HEIGHT	LENGTH	VOLUME	SG	TONS	AU	CU
140N	0.51	5	10.00	25.71	2.9	74.57	17.68	1.38

MCRES

Dilution

	WIDTH	DIL TONS	DIL AU
19.56	0.10	14.50	0.20
			0.20
			0.20
			0.20

Proven

Totals

TONS	74.57	tons		
AV Au	17.68	g/t		
AV Cu	1.38	%cu		
AuEQ	19.56	g/t		
DIL TONS	14.50	tons		
Au Dil	0.20	g/t		
Total tons	89.07	tons	Au g/t	Cu %
AV AuEQ Grade	16.41	g/t	14.83	1.15

Indicated /Probable

13.5

SECTION	WIDTH	HEIGHT	LENGTH	VOLUME	SG	TONS	AU	CU
140N	0.51	13.5	10.00	69.43	2.9	201.34	17.68	1.38

Dilution

	WIDTH	DIL TONS	DIL AU
19.56	0.10	39.15	0.20
			0.20
			0.20
			0.20

Probable

Totals

TONS	201.34	tons		
AV Au	17.68	g/t		
AV Cu	1.38	%cu		
AuEQ	19.56	g/t		
DIL TONS	39.15	tons		
Au Dil	0.20	g/t		
Total tons	240.49	tons	Au g/t	Cu %
AV AuEQ Grade	16.41	g/t	14.83	1.15

Inferred /Possible

20

SECTION	WIDTH	HEIGHT	LENGTH	VOLUME	SG	TONS	AU	CU
140N	0.51	20	10.00	102.86	2.9	298.29	17.68	1.38

Dilution

	WIDTH	DIL TONS	DIL AU
19.56	0.10	58.00	0.20
			0.20
			0.20
			0.20

Possible

Totals

TONS	298.29	tons		
AV Au	17.68	g/t		
AV Cu	1.38	%cu		
AuEQ	19.56	g/t		
DIL TONS	58.00	tons		
Au Dil	0.20	g/t		
Total tons	356.29	tons	Au g/t	Cu %
AV AuEQ Grade	16.41	g/t	14.83	1.15

STOPE STATS	3430 MC5	
Length	10.00	m
Width	0.61	m
Height	40.00	m
Dilution %	0.16	%
Grade AuEQ	16.41	g/t
Tons	329.56	tons
Tons + Pos	685.85	tons

BLOCK 3430 MC3

Measured / Proven

5

SECTION	WIDTH	HEIGHT	LENGTH	VOLUME	SG	TONS	AU	CU	MCRES
40N B	0.45	5	10.00	22.50	2.9	65.25	19.87	1.51	21.93
40N T	0.45	5	10.00	22.50	2.9	65.25	15.05	1.40	16.98
	0.45		20.00						
	0.55								

Dilution

WIDTH	DIL TONS	DIL AU
0.10	14.50	0.20
0.10	14.50	0.20
		0.20
		0.20

Proven

Totals

TONS	130.50	tons		
AV Au	17.46	g/t		
AV Cu	1.46	%cu		
AuEQ	19.45	g/t		
DIL TONS	29.00	tons		
Au Dil	0.20	g/t		
Total tons	159.50	tons	Au g/t	Cu %
AV AuEQ Grade	15.95	g/t	14.32	1.19

Indicated /Probable

13.5

SECTION	WIDTH	HEIGHT	LENGTH	VOLUME	SG	TONS	AU	CU
40N B	0.45	13.5	10.00	60.75	2.9	176.18	19.87	1.51
40N T	0.45	13.5	10.00	60.75	2.9	176.18	15.05	1.40

Dilution

	WIDTH	DIL TONS	DIL AU
21.93	0.10	39.15	0.20
16.98	0.10	39.15	0.20
			0.20
			0.20

Probable

Totals

TONS	352.35	tons		
AV Au	17.46	g/t		
AV Cu	1.46	%cu		
AuEQ	19.45	g/t		
DIL TONS	78.30	tons		
Au Dil	0.20	g/t		
Total tons	430.65	tons	Au g/t	Cu %
AV AuEQ Grade	15.95	g/t	14.32	1.19

STOPE STATS	3430 MC3	
Length	10.00	m
Width	0.55	m
Height	39.00	m
Dilution %	0.18	%
Grade AuEQ	15.95	g/t
Tons	590.15	tons
Tons + Pos	590.15	tons

BLOCK 3470 MC3

Measured / Proven

5

SECTION	WIDTH	HEIGHT	LENGTH	VOLUME	SG	TONS	AU	CU
40N	0.45	5	10.00	22.50	2.9	65.25	15.05	1.40

MCRES

Dilution

	WIDTH	DIL TONS	DIL AU
16.98	0.10	14.50	0.20
			0.20
			0.20
			0.20

Proven

Totals

TONS	65.25	tons		
AV Au	15.05	g/t		
AV Cu	1.40	%cu		
AuEQ	16.98	g/t		
DIL TONS	14.50	tons		
Au Dil	0.20	g/t		
Total tons	79.75	tons	Au g/t	Cu %
AV AuEQ Grade	13.93	g/t	12.35	1.15

Indicated /Probable

13.5

SECTION	WIDTH	HEIGHT	LENGTH	VOLUME	SG	TONS	AU	CU
40N	0.45	13.5	10	60.75	2.9	176.18	15.05	1.40

Dilution

	WIDTH	DIL TONS	DIL AU
16.98	0.10	39.15	0.20
			0.20
			0.20
			0.20

Probable

Totals

TONS	176.18	tons		
AV Au	15.05	g/t		
AV Cu	1.40	%cu		
AuEQ	16.98	g/t		
DIL TONS	39.15	tons		
Au Dil	0.20	g/t		
Total tons	215.33	tons	Au g/t	Cu %
AV AuEQ Grade	13.93	g/t	12.35	1.15

Inferred /Possible

20

SECTION	WIDTH	HEIGHT	LENGTH	VOLUME	SG	TONS	AU	CU
40N	0.45	20	10	90.00	2.9	261.00	15.05	1.40

Dilution

	WIDTH	DIL TONS	DIL AU
16.98	0.10	58.00	0.20
			0.20
			0.20
			0.20

Possible

Totals

TONS	261.00	tons		
AV Au	15.05	g/t		
AV Cu	1.40	%cu		
AuEQ	16.98	g/t		
DIL TONS	58.00	tons		
Au Dil	0.20	g/t		
Total tons	319.00	tons	Au g/t	Cu %
AV AuEQ Grade	13.93	g/t	12.35	1.15

STOPE STATS	3470 MC3	
Length	10.00	m
Width	0.55	m
Height	35.00	m
Dilution %	0.18	%
Grade AuEQ	13.93	g/t
Tons	295.08	tons
Tons + Pos	614.08	tons

BLOCK 3470 MC4

Measured / Proven

5

SECTION	WIDTH	HEIGHT	LENGTH	VOLUME	SG	TONS	AU	CU
60N T	0.56	5	10.00	27.86	2.9	80.79	19.50	1.26
70N T	0.61	5	10.00	30.42	2.9	88.21	15.63	0.87
80N T	0.45	5	10.00	22.50	2.9	65.25	7.66	1.11
60N B	0.45	5	10.00	22.50	2.9	65.25	12.49	2.10
70N B	0.51	5	10.00	25.42	2.9	73.71	13.65	1.15
80N B	0.48	5	10.00	23.93	2.9	69.39	16.07	1.48
6	0.51		30.00					
	0.61							

MCRES

Dilution

	WIDTH	DIL TONS	DIL AU
21.22	0.10	14.50	0.20
16.82	0.10	14.50	0.20
9.17	0.10	14.50	0.20
15.37	0.10	14.50	0.20
15.23	0.10	14.50	0.20
18.10	0.10	14.50	0.20

Proven

	Totals			
TONS	442.60	tons		
AV Au	14.44	g/t		
AV Cu	1.30	%cu		
AuEQ	16.22	g/t		
DIL TONS	87.00	tons		
Au Dil	0.20	g/t		
Total tons	529.60	tons	Au g/t	Cu %
AV AuEQ Grade	13.59	g/t	12.10	1.09

Indicated /Probable

13.5

SECTION	WIDTH	HEIGHT	LENGTH	VOLUME	SG	TONS	AU	CU
60N T	0.56	13.5	10.00	75.21	2.9	218.12	19.50	1.26
70N T	0.61	13.5	10.00	82.13	2.9	238.16	15.63	0.87
80N T	0.45	13.5	10.00	60.75	2.9	176.18	7.66	1.11
60N B	0.45	13.5	10.00	60.75	2.9	176.18	12.49	2.10
70N B	0.51	13.5	10.00	68.63	2.9	199.01	13.65	1.15
80N B	0.48	13.5	10.00	64.61	2.9	187.36	16.07	1.48

Dilution

	WIDTH	DIL TONS	DIL AU
21.22	0.10	39.15	0.20
16.82	0.10	39.15	0.20
9.17	0.10	39.15	0.20
15.37	0.10	39.15	0.20
15.23	0.10	39.15	0.20
18.10	0.10	39.15	0.20

Probable

	Totals			
TONS	1195.01	tons		
AV Au	14.44	g/t		
AV Cu	1.30	%cu		
AuEQ	16.22	g/t		
DIL TONS	234.90	tons		
Au Dil	0.20	g/t		
Total tons	1429.91	tons	Au g/t	Cu %
AV AuEQ Grade	13.59	g/t	12.10	1.09

STOPE STATS	3470 MC4	
Length	25.00	m
Width	0.61	m
Height	35.00	m
Dilution %	0.16	%
Grade AuEQ	13.59	g/t
Tons	1959.50	tons
Tons + Pos	1959.50	tons

BLOCK 3430 MC4

Measured / Proven

5

SECTION	WIDTH	HEIGHT	LENGTH	VOLUME	SG	TONS	AU	CU	MCRES
60N B	0.56	5	10.00	27.86	2.9	80.79	21.24	0.88	22.45
70N B	0.73	5	10.00	36.25	2.9	105.13	14.47	1.09	15.97
60N T	0.45	5	10.00	22.50	2.9	65.25	12.49	2.10	15.37
70N T	0.51	5	10.00	25.42	2.9	73.71	13.65	1.15	15.23
4	0.560119048	5	20						
	0.66	5							

Dilution

Width	DIL TONS	DIL AU
0.10	14.50	0.20
0.10	14.50	0.20
0.10	14.50	0.20
0.10	14.50	0.20
		0.20
		0.20

Proven

Totals

TONS	324.87	tons		
AV Au	15.57	g/t		
AV Cu	1.26	%cu		
AuEQ	17.29	g/t		
DIL TONS	58.00	tons		
Au Dil	0.20	g/t		
Total tons	382.87	tons	Au g/t	Cu %
AV AuEQ Grade	14.70	g/t	13.24	1.07

Indicated /Probable

13.5

SECTION	WIDTH	HEIGHT	LENGTH	VOLUME	SG	TONS	AU	CU
60N B	0.56	13.5	10.00	75.21	2.9	218.12	21.24	0.88
70N B	0.73	13.5	10.00	97.88	2.9	283.84	14.47	1.09
60N T	0.45	13.5	10.00	60.75	2.9	176.18	12.49	2.10
70N T	0.51	13.5	10.00	68.63	2.9	199.01	13.65	1.15
		13.5						
		13.5						

Dilution

	WIDTH	DIL TONS	DIL AU
22.45	0.10	39.15	0.20
15.97	0.10	39.15	0.20
15.37	0.10	39.15	0.20
15.23	0.10	39.15	0.20
			0.20
			0.20

Probable

Totals

TONS	877.15	tons		
AV Au	15.57	g/t		
AV Cu	1.26	%cu		
AuEQ	17.29	g/t		
DIL TONS	156.60	tons		
Au Dil	0.20	g/t		
Total tons	1033.75	tons	Au g/t	Cu %
AV AuEQ Grade	14.70	g/t	13.24	1.07

STOPE STATS	3430 MC4	
Length	20.00	m
Width	0.66	m
Height	39.00	m
Dilution %	0.15	%
Grade AuEQ	14.70	g/t
Tons	1416.62	tons
Tons + Pos	1416.62	tons

BLOCK 3510 MC4

Measured / Proven

5

SECTION	WIDTH	HEIGHT	LENGTH	VOLUME	SG	TONS	AU	CU	MCRES
60N	0.56	5	10.00	27.86	2.9	80.79	19.50	1.26	21.22
70N	0.61	5	10.00	30.42	2.9	88.21	15.63	0.87	16.82
2	0.58		20.00						

Dilution

WIDTH	DIL TONS	DIL AU
0.10	14.50	0.20
0.10	14.50	0.20
0.10		0.20
		0.20
		0.20
		0.20

Proven

Totals

TONS	168.99	tons		
AV Au	17.48	g/t		
AV Cu	1.06	%cu		
AuEQ	18.92	g/t		
DIL TONS	29.00	tons		
Au Dil	0.20	g/t		
Total tons	197.99	tons	Au g/t	Cu %
AV AuEQ Grade	16.18	g/t	14.95	0.90

Indicated /Probable

13.5

SECTION	WIDTH	HEIGHT	LENGTH	VOLUME	SG	TONS	AU	CU
60N	0.56	13.5	10.00	75.21	2.9	218.12	19.50	1.26
70N	0.61	13.5	10.00	82.13	2.9	238.16	15.63	0.87

Dilution

	WIDTH	DIL TONS	DIL AU
21.22	0.10	39.15	0.20
16.82	0.10	39.15	0.20
	0.10		0.20
			0.20
			0.20
			0.20

Probable

Totals

TONS	456.28	tons		
AV Au	17.48	g/t		
AV Cu	1.06	%cu		
AuEQ	18.92	g/t		
DIL TONS	78.30	tons		
Au Dil	0.20	g/t		
Total tons	534.58	tons	Au g/t	Cu %
AV AuEQ Grade	16.18	g/t	14.95	0.90

Inferred /Possible

20

SECTION	WIDTH	HEIGHT	LENGTH	VOLUME	SG	TONS	AU	CU
60N	0.56	20	10.00	111.43	2.9	323.14	19.50	1.26
70N	0.61	20	10.00	121.67	2.9	352.83	15.63	0.87

Dilution

	WIDTH	DIL TONS	DIL AU
21.22	0.10	58.00	0.20
16.82	0.10	58.00	0.20
	0.10		0.20
			0.20
			0.20
			0.20

Possible

Totals

TONS	675.98	tons		
AV Au	17.48	g/t		
AV Cu	1.06	%cu		
AuEQ	18.92	g/t		
DIL TONS	116.00	tons		
Au Dil	0.20	g/t		
Total tons	791.98	tons	Au g/t	Cu %
AV AuEQ Grade	16.18	g/t	14.95	0.90

STOPE STATS	3510 MC4	
Length	15.00	m
Width	0.73	m
Height	40.00	m
Dilution %	0.15	%
Grade AuEQ	16.18	g/t
Tons	732.58	tons
Tons + Pos	1524.55	tons

BLOCK 3510 MC5

Measured / Proven

5

SECTION	WIDTH	HEIGHT	LENGTH	VOLUME	SG	TONS	AU	CU	MCRES
110N	0.67	5	10.00	33.33	2.9	96.67	18.80	0.94	20.09

Dilution

WIDTH	DIL TONS	DIL AU
0.10	14.50	0.20
0.10		0.20
0.10		0.20
		0.20
		0.20
		0.20

Proven

Totals

TONS	96.67	tons		
AV Au	18.80	g/t		
AV Cu	0.94	%cu		
AuEQ	20.09	g/t		
DIL TONS	14.50	tons		
Au Dil	0.20	g/t		
Total tons	111.17	tons	Au g/t	Cu %
AV AuEQ Grade	17.49	g/t	16.38	0.81

Indicated /Probable

13.5

SECTION	WIDTH	HEIGHT	LENGTH	VOLUME	SG	TONS	AU	CU	
110N	0.67	13.5	10.00	90.00	2.9	261.00	18.80	0.94	20.09

Dilution

WIDTH	DIL TONS	DIL AU
0.10	39.15	0.20
0.10		0.20
0.10		0.20
		0.20
		0.20
		0.20

Probable

Totals

TONS	261.00	tons		
AV Au	18.80	g/t		
AV Cu	0.94	%cu		
AuEQ	20.09	g/t		
DIL TONS	39.15	tons		
Au Dil	0.20	g/t		
Total tons	300.15	tons	Au g/t	Cu %
AV AuEQ Grade	17.49	g/t	16.38	0.81

Inferred /Possible

20

SECTION	WIDTH	HEIGHT	LENGTH	VOLUME	SG	TONS	AU	CU	
110N	0.67	20	10.00	133.33	2.9	386.67	18.80	0.94	20.09

Dilution

WIDTH	DIL TONS	DIL AU
0.10	58.00	0.20
0.10		0.20
0.10		0.20
		0.20
		0.20
		0.20

Possible

Totals

TONS	386.67	tons		
AV Au	18.80	g/t		
AV Cu	0.94	%cu		
AuEQ	20.09	g/t		
DIL TONS	58.00	tons		
Au Dil	0.20	g/t		
Total tons	444.67	tons	Au g/t	Cu %
AV AuEQ Grade	17.49	g/t	16.38	0.81

STOPE STATS	3510 MC5	
Length	10.00	m
Width	0.97	m
Height	40.00	m
Dilution %	0.13	%
Grade AuEQ	17.49	g/t
Tons	411.32	tons
Tons + Pos	855.98	tons

BLOCK 3510 MC6

Measured / Proven

5

SECTION	WIDTH	HEIGHT	LENGTH	VOLUME	SG	TONS	AU	CU	MCRES
170N	0.45	5	5.00	11.25	2.9	32.63	19.51	2.34	22.71

Dilution

WIDTH	DIL TONS	DIL AU
0.10	7.25	0.20
0.10		0.20
0.10		0.20
		0.20
		0.20
		0.20

Proven

Totals

TONS	32.63	tons		
AV Au	19.51	g/t		
AV Cu	2.34	%cu		
AuEQ	22.71	g/t		
DIL TONS	7.25	tons		
Au Dil	0.20	g/t		
Total tons	39.88	tons	Au g/t	Cu %
AV AuEQ Grade	18.61	g/t	16.00	1.91

Indicated /Probable

13.5

SECTION	WIDTH	HEIGHT	LENGTH	VOLUME	SG	TONS	AU	CU
170N	0.45	13.5	5.00	30.38	2.9	88.09	19.51	2.34

Dilution

	WIDTH	DIL TONS	DIL AU
22.71	0.10	19.58	0.20
	0.10		0.20
	0.10		0.20
			0.20
			0.20
			0.20

Probable

Totals

TONS	88.09	tons		
AV Au	19.51	g/t		
AV Cu	2.34	%cu		
AuEQ	22.71	g/t		
DIL TONS	19.58	tons		
Au Dil	0.20	g/t		
Total tons	107.66	tons	Au g/t	Cu %
AV AuEQ Grade	18.61	g/t	16.00	1.91

Inferred /Possible

20

SECTION	WIDTH	HEIGHT	LENGTH	VOLUME	SG	TONS	AU	CU
170N	0.45	20	5.00	45.00	2.9	130.50	19.51	2.34

Dilution

	WIDTH	DIL TONS	DIL AU
22.71	0.10	29.00	0.20
	0.10		0.20
	0.10		0.20
			0.20
			0.20
			0.20

Possible

Totals

TONS	130.50	tons		
AV Au	19.51	g/t		
AV Cu	2.34	%cu		
AuEQ	22.71	g/t		
DIL TONS	29.00	tons		
Au Dil	0.20	g/t		
Total tons	159.50	tons	Au g/t	Cu %
AV AuEQ Grade	18.61	g/t	16.00	1.91

STOPE STATS	3510 MC6	
Length	10.00	m
Width	0.75	m
Height	40.00	m
Dilution %	0.18	%
Grade AuEQ	18.61	g/t
Tons	147.54	tons
Tons + Pos	307.04	tons

70N

				1.37		12.17	3.82	0.45								
# ticket	NIVEL	SECTOR	SECTION	POTENCIA	AuEQ	AU	CU	Width used	Wt. to width	Wt. to width	Width	Au per width	Cu per width	Wt. Au g/t	Wt. Cu %	
3353	3430	Michelle	3MCB 2	20	63.42	62.70	0.525	0.20	12.54	0.105	0.45	29.52	0.527222222	13.285	0.23725	1
3354				90	3.70	2.98	0.529	0.25	0.745	0.13225						
					0.00			0	0	0						
					0.00			0	0	0						
					0.00			0	0	0						
# ticket	NIVEL	SECTOR	SECTION	POTENCIA		AU	CU	Width used	Wt. to width	Wt. to width	Width	Au per width	Cu per width	Wt. Au g/t	Wt. Cu %	
3152	3430	Michelle	3 MCC4	35	22.60	15.64	5.090	0.35	5.474	1.7815	1.10	11.79	1.685954545	12.9655	1.85455	1
3153				50	1.53	1.41	0.088	0.50	0.705	0.044						
3154				10	12.05	11.87	0.133	0.10	1.187	0.0133						
3155				15	37.47	37.33	0.105	0.15	5.5995	0.01575						
								0.00	0	0						
3156	3430	Michelle	3 MCC5	40	1.20	0.84	0.260	0.13	0.105	0.0325	0.45	14.81	0.955	6.665	0.42975	1
3157				20	31.80	29.20	1.900	0.20	5.84	0.38						
3158				40	5.95	5.76	0.138	0.125	0.72	0.01725						
3159				100	1.41	1.38	0.025	0.00	0	0						
						0.00	0.000	0.00	0	0						
3160	3430	Michelle	3 MCC6	80	0.80	0.77	0.023	0.00	0	0	0.90	10.07	0.720777778	9.0615	0.6487	1
3161				25	18.65	16.80	1.350	0.25	4.2	0.3375						
3162				100	2.45	2.15	0.216	0.45	0.9675	0.0972						
3163				20	20.93	19.47	1.070	0.20	3.894	0.214						
								0.00	0	0						

Mining width 70N

#Sections	Total width		Grd/area	Au g/t	Cu %	AREA	avg.width	Length	AuEQ
4.00	2.90	Au:	104.94	**14.47**	**1.09**	7.25	**0.725**	10.00	15.97
		Cu:	7.93						

80N 3430

3164	3430	Michelle	3 MCC7	30	2.95	2.82	0.096	0.00	0	0	0.45	2.35	0.149777778	1.0595	0.0674	1
3165				60	0.21	0.17	0.032	0.35	0.0595	0.0112						
3166				10	10.77	10.00	0.562	0.10	1	0.0562						
								0.00	0	0						
								0.00	0	0						
3167	3430	Michelle	3 MCC8	10	9.83	9.60	0.166	0.10	0.96	0.0166	0.80	3.27	0.039125	2.618	0.0313	1
3168				60	1.51	1.49	0.016	0.60	0.894	0.0096						
3169				10	7.71	7.64	0.051	0.10	0.764	0.0051						
								0.00	0	0						
								0.00	0	0						
3170	3430	Michelle	3 MCC9	40	0.41	0.36	0.037	0.00	0	0	0.45	11.14	1.650333333	5.0115	0.74265	1
3171				30	15.99	12.67	2.428	0.30	3.801	0.7284						
3172				15	8.20	8.07	0.095	0.15	1.2105	0.01425						
								0.00	0	0						
								0.00	0	0						
3173	3430	Michelle	3 MCC10	80	0.30	0.25	0.035	0.00	0	0	0.65	11.02	0.969230769	7.166	0.63	1
3174				25	24.62	22.20	1.768	0.25	5.55	0.442						
3175				40	4.68	4.04	0.470	0.40	1.616	0.188						
				0	0			0.00	0	0						
								0.00	0	0						
3176	3430	Michelle	3 MCC11	50	0.30	0.28	0.016	0.00	0	0	0.45	3.81	0.242666667	1.715	0.1092	1
3177				20	5.37	4.70	0.491	0.20	0.94	0.0982						
3178				40	3.16	3.10	0.044	0.25	0.775	0.011						
								0.00	0	0						
								0.00	0	0						
3179	3430	Michelle	3 MCC12	60	0.50	0.47	0.023	0.15	0.0705	0.00345	0.45	1.85	0.265	0.8325	0.11925	1
3180				30	3.07	2.54	0.386	0.30	0.762	0.1158						
								0.00	0	0						
								0.00	0	0						
								0.00	0	0						

Mining width 80N 3430

#Sections	Total width		Grd/area	Au g/t	Cu %	AREA	avg.width	Length	AuEQ
6.00	3.25	Au:	30.67	**5.66**	**0.52**	5.42	**0.542**	10.00	6.38
		Cu:	2.83						

90N 3430

3181	3430	Michelle	3 MCC13	50	0.46	0.41	0.040	0.15	0.0615	0.006	0.45	3.91	0.829333333	1.7595	0.3732	1
3182				30	7.33	5.66	1.224	0.30	1.698	0.3672						
								0.00	0	0						
								0.00	0	0						
								0.00	0	0						
3183	3430	Michelle	3 MCC14	80	0.51	0.44	0.053	0.15	0.066	0.00795	0.45	4.80	0.352333333	2.16	0.15855	1
3184				30	7.67	6.98	0.502	0.30	2.094	0.1506						
								0.00	0	0						
								0.00	0	0						
								0.00	0	0						
3185	3430	Michelle	3 MCC15	70	0.15	0.13	0.015	0.15	0.0195	0.00225	0.45	0.22	0.019666667	0.0975	0.00885	1
3186				30	0.29	0.26	0.022	0.30	0.078	0.0066						
								0.00	0	0						
								0.00	0	0						
								0.00	0	0						
3187	3430	Michelle	3 MCC16	60	1.00	0.98	0.017	0.20	0.196	0.0034	0.45	2.77	0.099222222	1.246	0.04465	1
3188				25	4.43	4.20	0.165	0.25	1.05	0.04125						
								0.00	0	0						
								0.00	0	0						
								0.00	0	0						
3189	3430	Michelle	3 MCC17	60	0.50	0.46	0.028	0.15	0.069	0.0042	0.45	4.03	0.428	1.812	0.1926	1
3190				30	6.67	5.81	0.628	0.30	1.743	0.1884						
								0.00	0	0						
								0.00	0	0						
								0.00	0	0						
3191	3430	Michelle	3 MCC18	70	1.89	1.84	0.036	0.00	0	0	0.45	10.24	0.021	4.608	0.00945	1
3192				40	3.28	3.19	0.069	0.00	0	0						
3193				50	10.27	10.24	0.021	0.45	4.608	0.00945						
								0.00	0	0						
								0.00	0	0						
3194	3430	Michelle	3 MCC19	90	1.54	1.51	0.019	0.00	0	0	0.45	12.78	0.117666667	5.751	0.05295	1
3195				20	4.41	4.13	0.208	0.00	0	0						
3196				70	0.94	0.66	0.206	0.00	0	0						
3197				25	22.81	22.54	0.195	0.25	5.635	0.04875						
3198				60	0.61	0.58	0.021	0.20	0.116	0.0042						

Mining width 90N 3430

#Sections	Total width		Grd/area	Au g/t	Cu %	AREA	avg.width	Length	AuEQ
7.00	3.15	Au:	24.91	**5.53**	**0.27**	4.50	**0.450**	10.00	5.90
		Cu:	1.20						

100N 3430

3196	3430	Michelle	3 MCC20	10	8.22	7.74	0.350	0.10	0.774	0.035	0.45	1.88	0.171111111	0.844	0.077	1
3197				80	0.36	0.20	0.120	0.35	0.07	0.042						
3198				15	6.08	5.67	0.298	0.00	0	0						
3199				40	0.54	0.17	0.270	0.00	0	0						
					0.00			0.00	0	0						
3234	3430	Michelle	21	100	8.77	8.27	0.363	0.00	0	0						0
								0.00	0	0						
DON'T USE THIS SAMPLE				DON'T USE THIS SAMPLE				0.00	0	0						
								0.00	0	0						
								0.00	0	0						
3235	3430	Michelle	3 MCC21	20	1.80	1.67	0.094	0.20	0.334	0.0188	0.45	0.81	0.057888889	0.3665	0.02605	1
3236				60	0.17	0.13	0.029	0.25	0.0325	0.00725						
								0.00	0	0						
								0.00	0	0						
								0.00	0	0						
3237	3430	Michelle	3 MCC22	30	2.92	2.90	0.012	0.30	0.87	0.0036	0.45	1.99	0.012666667	0.894	0.0057	1
3238				20	0.18	0.16	0.014	0.15	0.024	0.0021						
					0.00	0.00	0.000	0.00	0	0						
								0.00	0	0						
								0.00	0	0						
3239	3430	Michelle	3 MCC23	30	2.70	2.57	0.093	0.30	0.771	0.0279	0.45	1.84	0.071333333	0.828	0.0321	1
3240				80	0.42	0.38	0.028	0.15	0.057	0.0042						
					0.00			0.00	0	0						
								0.00	0	0						
								0.00	0	0						
3241	3430	Michelle	3 MCC24	30	0.19	0.16	0.021	0.30	0.048	0.0063	0.45	0.14	0.021333333	0.063	0.0096	1
3242				60	0.13	0.10	0.022	0.15	0.015	0.0033						
					0.00			0.00	0	0						
								0.00	0	0						
								0.00	0	0						
3243	3430	Michelle	3 MCC25	15	5.12	5.01	0.077	0.15	0.7515	0.01155	0.45	1.77	0.027666667	0.7965	0.01245	1
3244				70	0.15	0.15	0.003	0.30	0.045	0.0009						
								0.00	0	0						
								0.00	0	0						
								0.00	0	0						
3245	3430	Michelle	3 MCC26	20	0.73	0.71	0.012	0.00	0	0						0
3246				60	0.10	0.10	0.002	0.00	0	0						
DON'T USE THIS SAMPLE				DON'T USE THIS SAMPLE				0.00	0	0						
								0.00	0	0						
								0.00	0	0						

Mining width 100N 3430

#Sections	Total width		Grd/area	Au g/t	Cu %	AREA	avg.width	Length	AuEQ
6.00	2.70	Au:	6.32	**1.40**	**0.06**	4.50	**0.450**	10.00	1.49
		Cu:	0.27						

110N 3430

3247	3430	Michelle	3 MCC27	20	1.19	1.07	0.086	0.20	0.214	0.0172	0.45	0.56	0.040444444	0.2515	0.0182	1
3248				60	0.16	0.15	0.004	0.25	0.0375	0.001						
								0.00	0	0						
								0.00	0	0						
								0.00	0	0						
3249	3430	Michelle	3 MCC28	40	1.38	1.36	0.013	0.40	0.544	0.0052	0.45	1.23	0.011888889	0.5515	0.00535	1
3250				70	0.15	0.15	0.003	0.05	0.0075	0.00015						
								0.00	0	0						
								0.00	0	0						
								0.00	0	0						
3251	3430	Michelle	3 MCC29	20	0.91	0.83	0.056	0.20	0.166	0.0112	0.45	0.76	0.074333333	0.341	0.03345	1
3252				50	0.82	0.70	0.089	0.25	0.175	0.02225						
								0.00	0	0						
								0.00	0	0						
								0.00	0	0						
3387	3430	Michelle	3 MCC30	30	2.98	2.96	0.012	0.30	0.888	0.0036	0.45	2.04	0.009666667	0.918	0.00435	1
3388				80	0.21	0.20	0.005	0.15	0.03	0.00075						
								0.00	0	0						
								0.00	0	0						
								0.00	0	0						
3389	3430	Michelle	3 MCC31	25	1.08	0.96	0.089	0.25	0.24	0.02225	0.45	0.64	0.057888889	0.29	0.02605	1
3390				80	0.28	0.25	0.019	0.20	0.05	0.0038						
								0.00	0	0						
								0.00	0	0						
								0.00	0	0						
3404	3430	Michelle	3 MCC32	40	3.12	3.03	0.063	0.40	1.212	0.0252	0.45	2.70	0.056444444	1.217	0.0254	1
3405				80	0.11	0.10	0.004	0.05	0.005	0.0002						
								0.00	0	0						
								0.00	0	0						
								0.00	0	0						

Mining width 110N 3430

#Sections	Total width		Grd/area	Au g/t	Cu %	AREA	avg.width	Length	AuEQ
6.00	2.70	Au:	5.95	**1.32**	**0.04**	4.50	**0.450**	10.00	1.38
		Cu:	0.19						

120N 3430

3453	3430	Michelle	3 MCC33	20	9.61	6.95	1.942	0.20	1.39	0.3884	0.45	3.18	0.877555556	1.43	0.3949	1
3454				70	0.20	0.16	0.026	0.25	0.04	0.0065						
								0.00	0	0						
								0.00	0	0						
								0.00	0	0						
3455	3430	Michelle	3 MCC34	30	3.17	2.94	0.167	0.30	0.882	0.0501	0.45	2.07	0.117	0.9315	0.05265	1
3456				80	0.35	0.33	0.017	0.15	0.0495	0.00255						
								0.00	0	0						
								0.00	0	0						
								0.00	0	0						
3458	3430	Michelle	3 MCC35	30	2.41	2.28	0.092	0.15	0.342	0.0138	0.45	7.56	0.970666667	3.402	0.4368	1
3459				30	12.13	10.20	1.410	0.30	3.06	0.423						
								0.00	0	0						
								0.00	0	0						
								0.00	0	0						
3460	3430	Michelle	3 MCC36	30	3.91	2.85	0.776	0.30	0.855	0.2328	0.45	2.81	0.565666667	1.263	0.25455	1
3461				60	2.92	2.72	0.145	0.15	0.408	0.02175						
					0.00			0.00	0	0						
								0.00	0	0						
								0.00	0	0						
3463	3430	Michelle	3 MCC37	90	0.91	0.83	0.056	0.25	0.2075	0.014	0.45	2.90	0.728888889	1.3035	0.328	1
3464				20	7.63	5.48	1.570	0.20	1.096	0.314						
					0.00			0.00	0	0						
					0.00			0.00	0	0						
					0.00			0.00	0	0						
3466	3430	Michelle	3 MCC38	80	0.25	0.22	0.024	0.25	0.055	0.006	0.45	9.06	0.164888889	4.075	0.0742	1
3467				20	20.57	20.10	0.341	0.20	4.02	0.0682						
					0.00			0.00	0	0						
								0.00	0	0						
								0.00	0	0						
3575	3430	Michelle	3 MCC39	80	0.28	0.23	0.034	0.25	0.0575	0.0085	0.45	1.95	1.044666667	0.8775	0.4701	1
3576				20	7.26	4.10	2.308	0.20	0.82	0.4616						
					0.00			0.00	0	0						
					0.00			0.00	0	0						
					0.00			0.00	0	0						

Mining width 120N 3430

#Sections	Total width		Grd/area	Au g/t	Cu %	AREA	avg.width	Length	AuEQ
7.00	3.15	Au:	18.98	**4.22**	**0.64**	4.50	**0.450**	10.00	5.09
		Cu:	2.87						

130N 3430

3577	3430	Michelle	3 MCC 40	80	0.44	0.24	0.147	0.15	0.036	0.02205	0.45	4.88	1.477	2.196	0.66465	1
3578				30	10.13	7.20	2.142	0.30	2.16	0.6426						
					0.00			0.00	0	0						
					0.00			0.00	0	0						
					0.00			0.00	0	0						
3675	3430	Michelle	3 MCC 41	70	0.22	0.18	0.031	0.20	0.036	0.0062	0.45	2.41	2.180444444	1.086	0.9812	1
3676				25	9.54	4.20	3.900	0.25	1.05	0.975						
					0.00			0.00	0	0						
					0.00			0.00	0	0						
					0.00			0.00	0	0						
3677	3430	Michelle	3 MCC 42	60	0.22	0.01	0.155	0.15	0.0015	0.02325	0.45	2.27	0.051666667	1.0215	0.02325	1
3678				30	3.40	3.40		0.30	1.02	0						
								0.00	0	0						
								0.00	0	0						
								0.00	0	0						
3697	3430	Michelle	3 MCC 43	60	0.12	0.03	0.069	0.20	0.006	0.0138	0.45	0.60	0.081777778	0.271	0.0368	1
3698				25	1.19	1.06	0.092	0.25	0.265	0.023						
					0.00			0.00	0	0						
					0.00			0.00	0	0						
					0.00			0.00	0	0						
3758	3430	Michelle	3 MCC 44	70	0.66	0.33	0.240	0.20	0.066	0.048	0.45	3.48	0.594444444	1.566	0.2675	1
3759				25	7.20	6.00	0.878	0.25	1.5	0.2195						
					0.00			0.00	0	0						
					0.00			0.00	0	0						
					0.00			0.00	0	0						
3806	3430	Michelle	3 MCC 45	70	0.16	0.11	0.038	0.15	0.0165	0.0057	0.45	2.62	0.392666667	1.1775	0.1767	1
3807				30	4.65	3.87	0.570	0.30	1.161	0.171						
					0.00			0.00	0	0						
					0.00			0.00	0	0						
					0.00			0.00	0	0						
3808	3430	Michelle	3 MCC 46	70	0.53	0.34	0.139	0.15	0.051	0.02085	0.45	27.58	1.701	12.411	0.76545	1
3809				30	44.60	41.20	2.482	0.30	12.36	0.7446						
					0.00			0.00	0	0						
					0.00			0.00	0	0						
					0.00			0.00	0	0						

Mining width 130N 3430

#Sections	Total width		Grd/area	Au g/t	Cu %	AREA	avg.width	Length	AuEQ
7.00	3.15	Au:	28.18	**6.26**	**0.93**	4.50	**0.450**	10.00	7.53
		Cu:	4.17						

140N 3430

4038	3430	Michelle	3 MCC 47	50	0.37	0.31	0.042	0.35	0.1085	0.0147	0.45	7.35	0.679777778	3.3085	0.3059		1
4039				10	35.98	32.00	2.912	0.10	3.2	0.2912							
					0.00			0.00	0	0							
					0.00			0.00	0	0							
					0.00			0.00	0	0							
4040	3430	Michelle	3 MCC 48	50	3.15	3.04	0.081	0.25	0.76	0.02025	0.45	9.69	4.756111111	4.36	2.14025		1
4041				20	32.50	18.00	10.600	0.20	3.6	2.12							
					0.00			0.00	0	0							
					0.00			0.00	0	0							
					0.00			0.00	0	0							
4042	3430	Michelle	3 MCC 49	50	1.60	1.39	0.151	0.25	0.3475	0.03775	0.45	77.35	4.359444444	34.8075	1.96175		1
4043				20	185.46	172.30	9.620	0.20	34.46	1.924							
					0.00			0.00	0	0							
					0.00			0.00	0	0							
					0.00			0.00	0	0							
4172	3430	Michelle	3 MCC 50	50	0.99	0.83	0.120	0.35	0.2905	0.042	0.45	11.78	0.215111111	5.3005	0.0968		1
4173				10	50.85	50.10	0.548	0.10	5.01	0.0548							
					0.00			0.00	0	0							
					0.00			0.00	0	0							
					0.00			0.00	0	0							
4174	3430	Michelle	3 MCC 51	50	1.24	1.18	0.044	0.40	0.472	0.0176	0.45	3.93	0.081333333	1.767	0.0366		1
4175				5	26.42	25.90	0.380	0.05	1.295	0.019							
					0.00			0.00	0	0							
					0.00			0.00	0	0							
					0.00			0.00	0	0							
4176	3430	Michelle	3 MCC 52	60	14.57	13.90	0.489	0.60	8.34	0.2934	0.90	12.30	0.338666667	11.07	0.3048		1
4177				30	9.15	9.10	0.038	0.30	2.73	0.0114							
					0.00			0.00	0	0							
					0.00			0.00	0	0							
					0.00			0.00	0	0							
4291	3430	Michelle	3 MCC 53	20	0.34	0.33	0.010	0.00	0	0	0.45	6.71	0.244444444	3.0205	0.11		1
4292				80	0.43	0.41	0.016	0.05	0.0205	0.0008							
4293				40	7.87	7.50	0.273	0.40	3	0.1092							
					0.00			0.00	0	0							
								0.00	0	0							

Mining width 140N 3430

#Sections	Total width		Grd/area	Au g/t	Cu %	AREA	avg.width	Length	AuEQ
7.00	3.60	Au:	90.91	**17.68**	**1.38**	5.14	**0.514**	10.00	19.56
		Cu:	7.08						

150N 3430

4282	3430	Michelle	3 MCC 54	5	0.98	0.91	0.051	0.00	0	0	0.45	1.68	0.09	0.7575	0.0394	1
4283				40	0.70	0.67	0.025	0.00	0	0						
4284				80	0.39	0.33	0.044	0.10	0.033	0.0044						
4285				35	2.21	2.07	0.100	0.35	0.7245	0.035						
					0.00			0.00	0	0						
4286	3430	Michelle	3 MCC 55	30	1.83	1.80	0.024	0.30	0.54	0.0072	0.45	1.25	0.05	0.561	0.0204	1
4287				70	0.26	0.14	0.088	0.15	0.021	0.0132						
					0.00			0.00	0	0						
					0.00			0.00	0	0						
					0.00			0.00	0	0						
4294	3430	Michelle	3 MCC 56	10	1.96	1.91	0.038	0.00	0	0	0.45	1.90	0.80	0.855	0.36045	1
4295				100	3.00	1.90	0.801	0.45	0.855	0.36045						
					0.00			0.00	0	0						
					0.00			0.00	0	0						
					0.00			0.00	0	0						

Mining width 150N 3430

#Sections	Total width		Grd/area	Au g/t	Cu %	AREA	avg.width	Length	AuEQ
3.00	1.35	Au:	3.62	**1.61**	**0.31**	2.25	**0.450**	5.00	2.04
		Cu:	0.70						

60N

3355	3430	Michelle	3 MCB 3	40	3.36	3.31	0.040	0.40	1.324	0.016	0.45	2.96	0.036666667	1.3315	0.0165	1
3356				70	0.16	0.15	0.010	0.05	0.0075	0.0005						
					0.00			0.00	0	0						
					0.00			0.00	0	0						
								0.00	0	0						
3357	3430	Michelle	3 MCB 4	25	66.60	63.30	2.410	0.25	15.825	0.6025	0.45	35.85	1.360222222	16.131	0.6121	1
3358				80	1.60	1.53	0.048	0.20	0.306	0.0096						
3359				60	2.75	2.20	0.400	0.00	0	0						
					0.00			0.00	0	0						
					0.00			0.00	0	0						
3360	3430	Michelle	3 MCB 5	50	51.49	47.00	3.280	0.50	23.5	1.64	1.20	23.61	1.508416667	28.33	1.8101	1
3361				70	7.23	6.90	0.243	0.70	4.83	0.1701						
					0.00			0.00	0	0						
					0.00			0.00	0	0						
								0.00	0	0						
3362	3430	Michelle	3 MCB 6	35	22.53	21.50	0.752	0.35	7.525	0.2632	0.45	16.80	0.588	7.558	0.2646	1
3363				60	0.35	0.33	0.014	0.10	0.033	0.0014						
					0.00			0.00	0	0						
					0.00			0.00	0	0						
								0.00	0	0						
3364	3430	Michelle	3 MCB 7	20	12.58	12.06	0.380	0.20	2.412	0.076	0.45	5.47	0.183888889	2.4595	0.08275	1
3365				80	0.23	0.19	0.027	0.25	0.0475	0.00675						
					0.00			0.00	0	0						
					0.00			0.00	0	0						
					0.00			0.00	0	0						
3366	3430	Michelle	3 MCB 8	20	56.20	55.60	0.436	0.20	11.12	0.0872	0.45	25.32	0.206	11.3925	0.0927	1
3367				70	1.12	1.09	0.022	0.25	0.2725	0.0055						
					0.00			0.00	0	0						
					0.00			0.00	0	0						
					0.00			0.00	0	0						
3368	3430	Michelle	3 MCB 9	35	46.10	43.90	1.610	0.35	15.365	0.5635	0.45	34.77	1.263777778	15.646	0.5687	1
3369				80	2.88	2.81	0.052	0.10	0.281	0.0052						
					0.00			0.00	0	0						
					0.00			0.00	0	0						
								0.00	0	0						

Mining width 60N

#Sections	Total width		Grd/area	Au g/t	Cu %	AREA	avg.width	Length	AuEQ
7.00	3.90	Au:	118.36	**21.24**	**0.88**	5.57	**0.557**	10.00	22.45
		Cu:	4.92						

50N

3370	3430	Michelle	3 MCB 10	30	15.46	15.30	0.116	0.30	4.59	0.0348	0.45	10.43	0.08	4.6935	0.036	1
3371				80	0.70	0.69	0.008	0.15	0.1035	0.0012						
					0.00			0.00	0	0						
					0.00			0.00	0	0						
					0.00			0.00	0	0						
3391	3430	Michelle	3 MCB 11	20	10.14	9.93	0.157	0.20	1.986	0.0314	0.45	4.81	0.076444444	2.166	0.0344	1
3392				70	0.74	0.72	0.012	0.25	0.18	0.003						
					0.00			0.00	0	0						
					0.00			0.00	0	0						
					0.00			0.00	0	0						
3393	3430	Michelle	3 MCB 12	15	10.12	10.02	0.071	0.15	1.503	0.01065	0.45	3.55	0.034333333	1.599	0.01545	1
3394				80	0.34	0.32	0.016	0.30	0.096	0.0048						
					0.00			0.00	0	0						
					0.00			0.00	0	0						
					0.00			0.00	0	0						
3395	3430	Michelle	3 MCB 13	100	0.18	0.16	0.012	0.45	0.072	0.0054	0.45	0.16	0.012	0.072	0.0054	1
				100	0.00	0.00	0.000	0.00	0	0						
					0.00			0.00	0	0						
					0.00			0.00	0	0						
					0.00			0.00	0	0						
3396	3430	Michelle	3 MCB 14	100	0.16	0.13	0.021	0.45	0.0585	0.00945	0.45	0.13	0.021	0.0585	0.00945	1
					0.00			0.00	0	0						
					0.00			0.00	0	0						
					0.00			0.00	0	0						
					0.00			0.00	0	0						
3397	3430	Michelle	3 MCB 15	100	0.18	0.16	0.012	0.45	0.072	0.0054	0.45	0.16	0.012	0.072	0.0054	1
					0.00			0.00	0	0						
					0.00			0.00	0	0						
					0.00			0.00	0	0						
					0.00			0.00	0	0						
3398	3430	Michelle	3 MCB 16	15	78.07	77.50	0.419	0.15	11.625	0.06285	0.45	26.14	0.155666667	11.763	0.07005	1
3399				80	0.49	0.46	0.024	0.30	0.138	0.0072						
					0.00			0.00	0	0						
					0.00			0.00	0	0						
					0.00			0.00	0	0						

Mining width 50N

#Sections	Total width		Grd/area	Au g/t	Cu %	AREA	avg.width	Length	AuEQ
7.00	3.15	Au:	29.18	**6.48**	**0.06**	4.50	**0.450**	10.00	6.56
		Cu:	0.25						

40N

3400	3430	Michelle	3 MCB 17	20	64.70	58.90	4.240	0.20	11.78	0.848	0.45	26.74	1.91	12.0325	0.8595	1
3401				70	1.07	1.01	0.046	0.25	0.2525	0.0115						
					0.00			0.00	0	0						
					0.00			0.00	0	0						
								0.00	0	0						
3402	3430	Michelle	3 MCB 18	20	67.84	62.60	3.830	0.20	12.52	0.766	0.45	28.01	1.715	12.605	0.77175	1
3403				80	0.37	0.34	0.023	0.25	0.085	0.00575						
					0.00			0.00	0	0						
					0.00			0.00	0	0						
								0.00	0	0						
3760	3430	Michelle	3 MCB 19	20	13.49	10.50	2.189	0.20	2.1	0.4378	0.45	4.77	0.989	2.145	0.44505	1
3761				80	0.22	0.18	0.029	0.25	0.045	0.00725						
					0.00			0.00	0	0						
					0.00			0.00	0	0						
								0.00	0	0						
3762	3430	Michelle	3 MCB 20	15	3.40	3.10	0.218	0.15	0.465	0.0327	0.45	1.13	0.083333333	0.507	0.0375	1
3763				80	0.16	0.14	0.016	0.30	0.042	0.0048						
					0.00			0.00	0	0						
					0.00			0.00	0	0						
					0.00			0.00	0	0						
3764	3430	Michelle	3 MCB 21	20	85.55	81.90	2.670	0.20	16.38	0.534	0.45	37.74	1.352222222	16.9825	0.6085	1
3765				80	2.82	2.41	0.298	0.25	0.6025	0.0745						
3766				20	6.80	6.80		0.00	0	0						
					0.00			0.00	0	0						
								0.00	0	0						
3767	3430	Michelle	3 MCB 22	40	27.98	23.40	3.350	0.40	9.36	1.34	0.45	20.83	2.986222222	9.375	1.3438	1
3768				80	0.40	0.30	0.076	0.05	0.015	0.0038						
3769				20	6.43	5.50	0.678	0.00	0	0						
					0.00			0.00	0	0						
								0.00	0	0						

Mining width 40N

#Sections	Total width		Grd/area	Au g/t	Cu %	AREA	avg.width	Length	AuEQ
6.00	2.70	Au:	89.41	**19.87**	**1.51**	4.50	**0.450**	10.00	21.93
		Cu:	6.78						

30N

3770	3430	Michelle	3 MCB 23	30	17.09	11.30	4.230	0.30	3.39	1.269	0.45	7.80	2.864333333	3.51	1.28895	1
3771				100	0.98	0.80	0.133	0.15	0.12	0.01995						
3772				15	6.29	5.20	0.800	0.00	0	0						
					0.00			0.00	0	0						
					0.00			0.00	0	0						
3773	3430	Michelle	3 MCB 24	30	7.98	6.10	1.373	0.30	1.83	0.4119	0.45	4.17	0.962333333	1.878	0.43305	1
3774				80	0.51	0.32	0.141	0.15	0.048	0.02115						
3775				10	6.66	6.30	0.263	0.00	0	0						
					0.00			0.00	0	0						
					0.00			0.00	0	0						
3776	3430	Michelle	3 MCB 25	50	1.67	1.45	0.158	0.45	0.6525	0.0711	0.45	1.45	0.158	0.6525	0.0711	1
3777				80	0.46	0.43	0.022	0.00	0	0						
					0.00			0.00	0	0						
					0.00			0.00	0	0						
								0.00	0	0						
3778	3430	Michelle	3 MCB 26	40	14.72	13.40	0.962	0.40	5.36	0.3848	0.45	11.98	0.858444444	5.39	0.3863	1
3779				80	0.64	0.60	0.030	0.05	0.03	0.0015						
					0.00			0.00	0	0						
					0.00			0.00	0	0						
					0.00			0.00	0	0						
3780	3430	Michelle	3 MCB 27	10	58.25	55.90	1.720	0.10	5.59	0.172	0.45	12.76	0.397777778	5.744	0.179	1
3781				90	0.47	0.44	0.020	0.35	0.154	0.007						
					0.00			0.00	0	0						
					0.00			0.00	0	0						
					0.00			0.00	0	0						
3782	3430	Michelle	3 MCB 28	30	20.22	20.00	0.158	0.30	6	0.0474	0.45	13.60	0.109333333	6.1215	0.0492	1
3783				80	0.83	0.81	0.012	0.15	0.1215	0.0018						
					0.00			0.00	0	0						
					0.00			0.00	0	0						
								0.00	0	0						
3784	3430	Michelle	3 MCB 29	45	28.44	25.90	1.853	0.45	11.655	0.83385	0.45	25.90	1.853	11.655	0.83385	1
3785				70	0.74	0.71	0.019	0.00	0	0						
					0.00			0.00	0	0						
					0.00			0.00	0	0						
								0.00	0	0						

Mining width 30N

#Sections	Total width		Grd/area	Au g/t	Cu %	AREA	avg.width	Length	AuEQ
7.00	3.15	Au:	49.93	**11.10**	**1.03**	4.50	**0.450**	10.00	12.50
		Cu:	4.63						

20N

3786	3430	Michelle	3 MCB 30	30	72.41	64.00	6.150	0.30	19.2	1.845	0.45	42.87	4.126666667	19.29	1.857	1
3787				80	0.71	0.60	0.080	0.15	0.09	0.012						
					0.00			0.00	0	0						
					0.00			0.00	0	0						
								0.00	0	0						
3788	3430	Michelle	3 MCB 31	40	20.39	18.10	1.673	0.40	7.24	0.6692	0.45	16.14	1.492555556	7.264	0.67165	1
3789				80	0.55	0.48	0.049	0.05	0.024	0.00245						
					0.00			0.00	0	0						
					0.00			0.00	0	0						
								0.00	0	0						
4003	3430	Michelle	3 MCB 32	20	39.23	38.80	0.314	0.20	7.76	0.0628	0.45	17.68	0.159555556	7.9575	0.0718	1
4004	3430	Michelle		50	0.84	0.79	0.036	0.25	0.1975	0.009						
					0.00			0.00	0	0						
								0.00	0	0						
								0.00	0	0						

Missing Data

Mining width 20N

#Sections	Total width		Grd/area	Au g/t	Cu %	AREA	avg.width	Length	AuEQ
3.00	1.35	Au:	57.52	**25.56**	**1.93**	2.25	**0.450**	5.00	28.20
		Cu:	4.33						

10N

4005	3430	Michelle	3 MCB 33	5	0.58	0.40	0.132	0.05	0.02	0.0066	0.45	0.08	0.023555556	0.036	0.0106	1
4006	3430	Michelle		40	0.05	0.04	0.01	0.40	0.016	0.004						
								0.00	0	0						
								0.00	0	0						
								0.00	0	0						
4007	3430	Michelle	3 MCB 34	5	5.99	5.84	0.11	0.05	0.292	0.0055	0.45	1.12	0.043333333	0.504	0.0195	1
4008	3430	Michelle		40	0.58	0.53	0.035	0.40	0.212	0.014						
								0.00	0	0						
								0.00	0	0						
								0.00	0	0						
4009	3430	Michelle	3 MCB 35	10	8.31	7.60	0.52	0.10	0.76	0.052	0.45	2.08	0.131888889	0.935	0.05935	1
4010	3430	Michelle		50	0.53	0.50	0.021	0.35	0.175	0.00735						
								0.00	0	0						
								0.00	0	0						
								0.00	0	0						
4011	3430	Michelle	3 MCB 36	10	1.53	1.50	0.024	0.10	0.15	0.0024	0.45	0.54	0.012333333	0.241	0.00555	1
4012	3430	Michelle		50	0.27	0.26	0.009	0.35	0.091	0.00315						
								0.00	0	0						
								0.00	0	0						
								0.00	0	0						
4013	3430	Michelle	3 MCB 37	25	2.22	2.20	0.011	0.25	0.55	0.00275	0.45	1.60	0.011888889	0.72	0.00535	1
4014	3430	Michelle		60	0.87	0.85	0.013	0.20	0.17	0.0026						
								0.00	0	0						
								0.00	0	0						
								0.00	0	0						
4015	3430	Michelle	3 MCB 38	30	1.03	1.00	0.024	0.00	0	0	0.45	64.59	0.243333333	29.0675	0.1095	1
4016	3430	Michelle		20	143.73	143.00	0.535	0.20	28.6	0.107						
4017	3430	Michelle		60	1.88	1.87	0.01	0.25	0.4675	0.0025						
								0.00	0	0						
								0.00	0	0						

Mining width 10N

#Sections	Total width		Grd/area	Au g/t	Cu %	AREA	avg.width	Length	AuEQ
6.00	2.70	Au:	52.51	**11.67**	**0.08**	4.50	**0.450**	10.00	11.77
		Cu:	0.35						

0 NS

4018	3430	Michelle	3 MCB 39	50	8.75	8.70	0.04	0.50	4.35	0.02	0.75	12.97	0.174	9.725	0.1305	1
4019	3430	Michelle		25	22.10	21.50	0.442	0.25	5.375	0.1105						
4020	3430	Michelle		50	3.16	3.09	0.05	0.00	0	0						
					0.00			0.00	0	0						
					0.00			0.00	0	0						
4021	3430	Michelle	3 MCB 40	60	8.08	7.99	0.066	0.60	4.794	0.0396	0.70	7.87	0.087857143	5.506	0.0615	1
4022	3430	Michelle		10	7.42	7.12	0.219	0.10	0.712	0.0219						
4023	3430	Michelle		40	0.52	0.50	0.017	0.00	0	0						
					0.00			0.00	0	0						
					0.00			0.00	0	0						
4024	3430	Michelle	3 MCB 41	40	0.57	0.53	0.03	0.30	0.159	0.009	0.45	2.55	0.166666667	1.149	0.075	1
4025	3430	Michelle		15	7.20	6.60	0.44	0.15	0.99	0.066						
4026	3430	Michelle		40	0.45	0.40	0.04	0.00	0	0						
					0.00			0.00	0	0						
					0.00			0.00	0	0						
4027	3430	Michelle	3 MCB 42	40	0.31	0.29	0.012	0.05	0.0145	0.0006	0.45	4.97	0.539111111	2.2365	0.2426	1
4028	3430	Michelle		20	11.46	9.83	1.188	0.20	1.966	0.2376						
4029	3430	Michelle		20	1.31	1.28	0.022	0.20	0.256	0.0044						
					0.00			0.00	0	0						
					0.00			0.00	0	0						
4030	3430	Michelle	3 MCB 43	50	1.99	1.97	0.018	0.25	0.4925	0.0045	0.45	3.21	0.654444444	1.4465	0.2945	1
4031	3430	Michelle		20	6.75	4.77	1.45	0.20	0.954	0.29						
					0.00			0.00	0	0						
					0.00			0.00	0	0						
					0.00			0.00	0	0						
4032	3430	Michelle	3 MCB 44	40	0.85	0.81	0.03	0.20	0.162	0.006	0.45	49.80	1.102222222	22.412	0.496	1
4033	3430	Michelle		25	91.68	89.00	1.96	0.25	22.25	0.49						
					0.00			0.00	0	0						
					0.00			0.00	0	0						
					0.00			0.00	0	0						
4034	3430	Michelle	3 MCB 45	50	2.05	1.98	0.052	0.20	0.396	0.0104	0.45	14.16	0.367555556	6.371	0.1654	1
4035	3430	Michelle		25	24.75	23.90	0.62	0.25	5.975	0.155						
					0.00			0.00	0	0						
					0.00			0.00	0	0						
					0.00			0.00	0	0						

Mining width 0 NS

#Sections	Total width		Grd/area	Au g/t	Cu %	AREA	avg.width	Length	AuEQ
7.00	3.70	Au:	69.78	**13.20**	**0.40**	5.29	**0.529**	10.00	13.74
		Cu:	2.09						

10S

4036	3430	Michelle	3 MCB 46	50	0.79	0.78	0.007	0.25	0.195	0.00175	0.45	3.17	0.150555556	1.427	0.06775	1
4037	3430	Michelle		20	6.61	6.16	0.33	0.20	1.232	0.066						
					0.00			0.00	0	0						
								0.00	0	0						
								0.00	0	0						
4156	3430	Michelle	3 MCB 47	50	1.64	1.56	0.061	0.30	0.468	0.0183	0.45	4.76	0.357666667	2.1405	0.16095	1
4157	3430	Michelle		15	12.45	11.15	0.951	0.15	1.6725	0.14265						
4158	3430	Michelle		50	1.20	1.10	0.07	0.00	0	0						
					0.00			0.00	0	0						
								0.00	0	0						
4159	3430	Michelle	3 MCB 48	40	2.37	2.32	0.036	0.00	0	0	0.45	5.12	0.173	2.304	0.07785	1
4160	3430	Michelle		60	5.36	5.12	0.173	0.45	2.304	0.07785						
4161	3430	Michelle		20	3.32	3.29	0.019	0.00	0	0						
					0.00			0.00	0	0						
								0.00	0	0						
4162	3430	Michelle	3 MCB 49	50	1.19	1.17	0.016	0.00	0	0	1.10	34.05	1.005363636	37.455	1.1059	1
4163	3430	Michelle		60	53.27	50.80	1.804	0.60	30.48	1.0824						
4164	3430	Michelle		50	14.01	13.95	0.047	0.50	6.975	0.0235						
					0.00			0.00	0	0						
								0.00	0	0						
4165	3430	Michelle	3 MCB 50	60	2.52	2.49	0.019	0.00	0	0	0.95	35.11	0.666315789	33.3575	0.633	1
4166	3430	Michelle		40	73.83	71.90	1.41	0.40	28.76	0.564						
4167	3430	Michelle		35	3.47	3.25	0.16	0.35	1.1375	0.056						
4168	3430	Michelle		20	17.39	17.30	0.065	0.20	3.46	0.013						
								0.00	0	0						
4169	3430	Michelle	3 MCB 51	70	6.11	5.50	0.444	0.70	3.85	0.3108	1.10	18.85	2.518909091	20.73	2.7708	1
4170	3430	Michelle		40	50.61	42.20	6.15	0.40	16.88	2.46						
					0.00			0.00	0	0						
					0.00			0.00	0	0						
								0.00	0	0						
4171	3430	Michelle	3 MCB 52	30	3.63	3.01	0.456	0.30	0.903	0.1368	0.45	2.01	0.304	0.903	0.1368	1
					0.00			0.15	0	0						
					0.00			0.00	0	0						
								0.00	0	0						
								0.00	0	0						

Mining width 10S

#Sections	Total width		Grd/area	Au g/t	Cu %	AREA	avg.width	Length	AuEQ
7.00	4.95	Au:	140.45	**19.86**	**1.00**	7.07	**0.707**	10.00	21.23
		Cu:	7.08						

30S

4741	3430	Michelle	3MCR 1	10	6.59	6.50	0.069	0.10	0.65	0.0069	0.45	1.73	0.036333333	0.7795	0.01635		1
4742				50	0.41	0.37	0.027	0.35	0.1295	0.00945							
				100	0.00	0.00	0.000	0.00	0	0							
					0.00			0.00	0	0							
					0.00			0.00	0	0							
4743	3430	Michelle	3MCR 2	15	36.39	34.70	1.234	0.15	5.205	0.1851	0.45	13.08	0.427333333	5.886	0.1923		1
4744				50	2.30	2.27	0.024	0.30	0.681	0.0072							
4745				10	0.37	0.36	0.005	0.00	0	0							
				100	0.00	0.00	0.000	0.00	0	0							
								0.00	0	0							
4746	3430	Michelle	3MCR 3	50	22.32	21.90	0.310	0.50	10.95	0.155	0.50	21.90	0.31	10.95	0.155		1
4747			3MCR 3	60	0.87	0.83	0.031	0.00	0	0							
					0.00			0.00	0	0							
					0.00			0.00	0	0							
					0.00			0.00	0	0							
4748	3430	Michelle	3MCR 4	50	8.07	7.70	0.270	0.45	3.465	0.1215	0.45	7.70	0.27	3.465	0.1215		1
4749			3MCR 4	50	0.88	0.83	0.036	0.00	0	0							
								0.00	0	0							
4750	3430	Michelle	3MCR 5	50	1.13	1.05	0.062	0.00	0	0	0.70	16.60	6.16	11.62	4.312		1
4751			3MCR 5	70	25.03	16.60	6.160	0.70	11.62	4.312							
				100	0.00	0.00	0.000	0.00	0	0							
4752	3430	Michelle	3MCR 6	20	15.49	13.93	1.138	0.20	2.786	0.2276	1.00	7.93	1.1611	7.931	1.1611		1
4753			3MCR 6	50	1.10	0.93	0.127	0.50	0.465	0.0635							
4754			3MCR 6	30	19.57	15.60	2.900	0.30	4.68	0.87							
4755			3MCR 6	50	1.51	1.47	0.026	0.00	0	0							
4756	3430	Michelle	3MCR 7	50	6.79	5.90	0.652	0.00	0	0	0.45	10.20	0.506	4.59	0.2277		1
4757			3MCR 7	60	1.08	1.03	0.040	0.00	0	0							
4758			3MCR 7	60	10.89	10.20	0.506	0.45	4.59	0.2277							
						.01	0.010	0.00	0	0							
								0.00	0	0							
4759	3430	Michelle	3MCR 8	60	1.37	1.00	0.267	0.00	0	0	0.50	18.99	2.366	9.497	1.183		1
4760			3MCR 8	20	46.17	39.40	4.950	0.20	7.88	0.99							
4761			3MCR 8	10	0.71	0.37	0.246	0.10	0.037	0.0246							
4762			3MCR 8	20	9.05	7.90	0.842	0.20	1.58	0.1684							
								0.00	0	0							
4763	3430	Michelle	3MCR 9	100	2.44	1.50	0.690	0.00	0	0	0.65	20.73	1.706307692	13.475	1.1091		1
4764			3MCR 9	15	69.66	62.70	5.090	0.15	9.405	0.7635							
4765			3MCR 9	40	3.36	2.90	0.336	0.40	1.16	0.1344							
4766			3MCR 9	10	31.99	29.10	2.112	0.10	2.91	0.2112							
								0.00	0	0							
4767	3430	Michelle	3MCR 10	130	1.85	1.17	0.496	0.40	0.468	0.1984	0.55	6.85	0.682545455	3.768	0.3754		1
4768			3MCR 10	15	23.61	22.00	1.180	0.15	3.3	0.177							
4769	3430	Michelle	3MCR 11	70	3.21	3.03	0.135	0.30	0.909	0.0405	0.45	15.02	0.498666667	6.759	0.2244		1
4770			3MCR 11	15	40.68	39.00	1.226	0.15	5.85	0.1839							
4771			3MCR 11	50	1.16	1.05	0.080	0.00	0	0							
				0		0.00	0.000	0.00	0	0							
								0.00	0	0							

Mining width 30S

#Sections	Total width		Grd/area	Au g/t	Cu %	AREA	avg.width	Length	AuEQ
11.00	6.15	Au:	85.88	**12.80**	**1.48**	6.71	**0.559**	12.00	14.82
		Cu:	9.90						

40S

4772	3430	Michelle	3MCR12	70	0.40	0.35	0.040	0.00	0	0	0.45	6.33	0.24	2.847	0.108	1
4773			3MCR12	15	18.40	17.50	0.660	0.15	2.625	0.099						
4774			3MCR12	35	0.78	0.74	0.030	0.30	0.222	0.009						
				50	0.00	0.00	0.000	0.00	0	0						
								0.00	0	0						
4775	3430	Michelle	3MCR 13	25	0.23	0.18	0.040	0.00	0	0	0.45	0.29	0.022222222	0.13	0.01	1
4776			3MCR 13	10	1.13	1.09	0.030	0.10	0.109	0.003						
4777			3MCR 13	50	0.09	0.06	0.020	0.35	0.021	0.007						
				0	0.00	0.00	0.000	0.00	0	0						
								0.00	0	0						
4778	3430	Michelle	3MCR 14	60	0.35	0.17	0.135	0.00	0	0	0.45	31.67	0.12	14.25	0.054	1
4779			3MCR 14	30	47.75	47.50	0.180	0.30	14.25	0.054						
				10	0.00	0.00	0.000	0.15	0	0						
								0.00	0	0						
								0.00	0	0						
4780	3430	Michelle	3MCR 15	50	2.75	2.68	0.050	0.00	0	0	0.45	54.21	3.49	24.396	1.5705	1
4781			3MCR 15	30	87.10	80.00	5.190	0.30	24	1.557						
4782			3MCR 15	60	2.76	2.64	0.090	0.15	0.396	0.0135						
					0.00			0.00	0	0						
								0.00	0	0						
4783	3430	Michelle	3MCR 16	40	2.94	1.87	0.780	0.00	0	0	0.45	48.70	4.628888889	21.9165	2.083	1
4784			3MCR 16	40	61.71	54.60	5.200	0.40	21.84	2.08						
4785			3MCR 16	50	1.61	1.53	0.060	0.05	0.0765	0.003						
								0.00	0	0						
								0.00	0	0						
4786	3430	Michelle	3MCR 17	50	2.62	2.52	0.070	0.00	0	0	0.45	77.72	7.086666667	34.974	3.189	1
4787			3MCR 17	30	130.50	116.00	10.600	0.30	34.8	3.18						
4788			3MCR 17	60	1.24	1.16	0.060	0.15	0.174	0.009						
								0.00	0	0						
								0.00	0	0						
4789	3430	Michelle	3MCR 18	50	6.99	6.74	0.180	0.50	3.37	0.09	0.90	15.70	0.717777778	14.13	0.646	1
4790			3MCR 18	40	28.80	26.90	1.390	0.40	10.76	0.556						
4791			3MCR 18	50	0.39	0.32	0.050	0.00	0	0						
								0.00	0	0						
								0.00	0	0						
4792	3430	Michelle	3MCR 19	50	0.66	0.52	0.100	0.20	0.104	0.02	0.45	26.68	1.916666667	12.004	0.8625	1
4793			3MCR 19	25	52.21	47.60	3.370	0.25	11.9	0.8425						
				25	0.00	0.00	0.000	0.00	0	0						
								0.00	0	0						
								0.00	0	0						
4794	3430	Michelle	3MCR 20	50	0.36	0.32	0.030	0.15	0.048	0.0045	0.45	23.17	5.03	10.428	2.2635	1
4795			3MCR 20	30	44.90	34.60	7.530	0.30	10.38	2.259						
4796			3MCR 20	50	0.42	0.31	0.080	0.00	0	0						
								0.00	0	0						
								0.00	0	0						

Mining width 40S

#Sections	Total width		Grd/area	Au g/t	Cu %	AREA	avg.width	Length	AuEQ
9.00	4.50	Au:	150.08	**30.02**	**2.40**	5.00	**0.500**	10.00	33.30
		Cu:	11.99						

50S

4797	3430	Michelle	3MCR 21	50	0.18	0.13	0.040	0.00	0	0	0.45	4.44	6.626666667	1.999	2.982	1
4798			3MCR 21	35	17.21	5.58	8.500	0.35	1.953	2.975						
4799			3MCR 21	50	0.56	0.46	0.070	0.10	0.046	0.007						
								0.00	0	0						
								0.00	0	0						
4800	3430	Michelle	3MCR 22	10	39.00	38.10	0.660	0.10	3.81	0.066	0.45	9.86	0.255555556	4.4365	0.115	1
4859			3MCR 22	50	1.98	1.79	0.140	0.35	0.6265	0.049						
				40	0.00	0.00	0.000	0.00	0	0						
								0.00	0	0						
								0.00	0	0						
4860	3430	Michelle	3MCR 23	10	35.69	34.10	1.160	0.10	3.41	0.116	0.45	8.40	0.327777778	3.781	0.1475	1
4861			3MCR 23	50	1.18	1.06	0.090	0.35	0.371	0.0315						
				40	0.00	0.00	0.000	0.00	0	0						
								0.00	0	0						
								0.00	0	0						
4862	3430	Michelle	3MCR 24	10	17.37	17.10	0.200	0.10	1.71	0.02	0.45	4.37	0.114444444	1.9655	0.0515	1
4863			3MCR 24	50	0.85	0.73	0.090	0.35	0.2555	0.0315						
				40	0.00	0.00	0.000	0.00	0	0						
								0.00	0	0						
								0.00	0	0						
4864	3430	Michelle	3MCR 25	50	89.62	83.30	4.620	0.50	41.65	2.31	0.50	83.30	4.62	41.65	2.31	1
4865			3MCR 25	60	0.35	0.31	0.030	0.00	0	0						
								0.00	0	0						
								0.00	0	0						
								0.00	0	0						
4866	3430	Michelle	3MCR 26	40	1.39	1.23	0.120	0.00	0	0	0.85	25.20	4.315294118	21.42	3.668	1
4867			3MCR 26	35	49.25	41.20	5.880	0.35	14.42	2.058						
4868			3MCR 26	50	18.41	14.00	3.220	0.50	7	1.61						
								0.00	0	0						
								0.00	0	0						
4869	3430	Michelle	3MCR 27	40	46.15	33.00	9.610	0.40	13.2	3.844	0.85	21.35	5.697647059	18.15	4.843	1
4870			3MCR 27	45	14.04	11.00	2.220	0.45	4.95	0.999						
4871			3MCR 27	50	3.13	2.58	0.400	0.00	0	0						
								0.00	0	0						
								0.00	0	0						
4872	3430	Michelle	3MCR 28	60	1.08	0.89	0.140	0.00	0	0	0.50	195.00	8.11	97.5	4.055	1
4873			3MCR 28	50	206.10	195.00	8.110	0.50	97.5	4.055						
4874			3MCR 28	50	1.69	1.44	0.180	0.00	0	0						
								0.00	0	0						
								0.00	0	0						
4875	3430	Michelle	3MCR 29	50	0.84	0.59	0.180	0.00	0	0	0.50	69.00	10.1	34.5	5.05	1
4876			3MCR 29	50	82.82	69.00	10.100	0.50	34.5	5.05						
4877			3MCR 29	50	2.73	2.47	0.190	0.00	0	0						
								0.00	0	0						
								0.00	0	0						

Mining width 50S

	#Sections	Total width		Grd/area	Au g/t	Cu %	AREA	avg.width	Length	AuEQ
50S	9.00	5.00	Au:	250.45	**45.08**	**4.64**	5.56	**0.556**	10.00	51.43
			Cu:	25.80						

60S

4878	3430	Michelle	3MCR 30	100	0.54	0.36	0.130	0.00	0	0	0.60	45.20	15.3	27.12	9.18	1
4879			3MCR 30	60	66.13	45.20	15.300	0.60	27.12	9.18						
								0.00	0	0						
								0.00	0	0						
								0.00	0	0						
4880	3430	Michelle	3MCR 31	90	1.71	1.50	0.150	0.00	0	0	0.60	55.80	9.34	33.48	5.604	1
4881			3MCR 31	60	68.58	55.80	9.340	0.60	33.48	5.604						
					0.00			0.00	0	0						
								0.00	0	0						
								0.00	0	0						
4882	3430	Michelle	3MCR 32	100	0.47	0.40	0.050	0.00	0	0	0.45	53.10	3	23.895	1.35	1
4883			3MCR 32	45	57.20	53.10	3.000	0.45	23.895	1.35						
					0.00			0.00	0	0						
								0.00	0	0						
								0.00	0	0						
4884	3430	Michelle	3MCR 33	90	0.46	0.39	0.050	0.00	0	0	0.45	8.56	2.593333333	3.8535	1.167	1
4885			3MCR 33	30	16.80	12.50	3.140	0.30	3.75	0.942						
4886			3MCR 33	50	2.74	0.69	1.500	0.15	0.1035	0.225						
								0.00	0	0						
								0.00	0	0						
4887	3430	Michelle	3MCR 34	70	1.71	1.57	0.100	0.15	0.2355	0.015	0.45	16.97	1.096666667	7.6355	0.4935	1
4888			3MCR 34	25	32.10	29.50	1.900	0.25	7.375	0.475						
4889			3MCR 34	50	0.60	0.50	0.070	0.05	0.025	0.0035						
								0.00	0	0						
								0.00	0	0						
4890	3430	Michelle	3MCR 35	25	1.51	1.40	0.080	0.25	0.35	0.02	0.45	1.00	0.057777778	0.448	0.026	1
4891			3MCR 35	80	0.53	0.49	0.030	0.20	0.098	0.006						
								0.00	0	0						
								0.00	0	0						
								0.00	0	0						
4892	3430	Michelle	3MCR 36	50	1.16	1.04	0.090	0.10	0.104	0.009	0.45	18.94	2.37	8.522	1.0665	1
4893			3MCR 36	30	32.80	28.00	3.510	0.30	8.4	1.053						
4894			3MCR 36	50	0.48	0.36	0.090	0.05	0.018	0.0045						
								0.00	0	0						
								0.00	0	0						
4895	3430	Michelle	3MCR 37	40	2.04	1.94	0.070	0.00	0	0	0.45	65.80	2.681111111	29.6085	1.2065	1
4896			3MCR 37	40	78.02	73.90	3.010	0.40	29.56	1.204						
4897			3MCR 37	50	1.04	0.97	0.050	0.05	0.0485	0.0025						
								0.00	0	0						
								0.00	0	0						

Mining width 60S

#Sections	Total width		Grd/area	Au g/t	Cu %	AREA	avg.width	Length	AuEQ
8.00	3.90	Au:	168.20	**34.50**	**5.15**	4.88	**0.488**	10.00	41.55
		Cu:	25.12						

70S

4898	3430	Michelle	3MCR 38	50	0.50	0.45	0.040	0.00	0	0	0.45	66.48	1.230622222	29.9175	0.55378	1
4899			3MCR 38	40	76.59	74.70	1.380	0.40	29.88	0.552						
4900			3MCR 38	50	0.80	0.75	0.036	0.05	0.0375	0.00178						
								0.00	0	0						
								0.00	0	0						
5101	3430	Michelle	3MCR 39	50	0.75	0.57	0.130	0.15	0.0855	0.0195	0.45	51.59	2.766488889	23.2155	1.24492	1
5102			3MCR 39	25	99.20	92.50	4.900	0.25	23.125	1.225						
5103			3MCR 39	50	0.11	0.10	0.008	0.05	0.005	0.00042						
					0.00			0.00	0	0						
								0.00	0	0						
5104	3430	Michelle	3MCR 40	100	0.45	0.41	0.033	0.10	0.041	0.00326	0.45	19.88	6.951666667	8.9465	3.12825	1
5105			3MCR 40	30	43.83	29.60	10.400	0.30	8.88	3.12						
5106			3MCR 40	50	0.65	0.51	0.100	0.05	0.0255	0.00499						
								0.00	0	0						
								0.00	0	0						
5107	3430	Michelle	3MCR 41	80	0.78	0.72	0.041	0.10	0.072	0.0041	0.45	17.76	4.469111111	7.992	2.0111	1
5108			3MCR 41	30	35.55	26.40	6.690	0.30	7.92	2.007						
								0.05	0	0						
								0.00	0	0						
								0.00	0	0						
5109	3430	Michelle	3MCR 42	50	0.62	0.58	0.030	0.05	0.029	0.001515	0.45	16.24	1.963366667	7.309	0.883515	1
5110			3MCR 42	35	24.25	20.80	2.520	0.35	7.28	0.882						
				100	0.00	0.00	0.000	0.05	0	0						
								0.00	0	0						
								0.00	0	0						
5111	3430	Michelle	3MCR 43	100	2.57	2.53	0.033	0.00	0	0	0.45	60.44	2.08	27.2	0.936	1
5112			3MCR 43	40	71.20	68.00	2.340	0.40	27.2	0.936						
					0.00			0.05	0	0						
								0.00	0	0						
								0.00	0	0						

Mining width 70S

#Sections	Total width		Grd/area	Au g/t	Cu %	AREA	avg.width	Length	AuEQ
6.00	2.70	Au:	95.87	**38.73**	**3.24**	2.48	**0.450**	5.50	43.17
		Cu:	8.03						

MICHELLE VEIN

Level 3430

Section Summary List	Line	Block	P Width	Q Lenght	M Au g/t	N Cu %	R AuEQ	I # Channel		Block MC1		Block MC2		Block MC3		Block MC4	
										Grade Au	34.98	Grade AuE	16.75	Grade AuE	21.93	Grade AuEq	18.79
										24.61	861.07	23.61	395.48	4.50	98.68	12.82	240.88
180 North																	
170 North																	
160 North																	
150 North	432		0.450	5.00	1.61	0.31	2.04	3.00									
140 North	402	MC5	0.514	10.00	17.68	1.38	19.56	7.00									
130 North	348		0.450	10.00	6.26	0.93	7.53	7.00									
120 North	294		0.450	10.00	4.22	0.64	5.09	7.00									
110 North	240		0.450	10.00	1.32	0.04	1.38	6.00									
100 North	192		0.450	10.00	1.40	0.06	1.49	6.00									
90 North	132		0.450	10.00	5.53	0.27	5.90	7.00									
80 North	78		0.542	10.00	5.66	0.52	6.38	6.00									
70 North	30	MC4	0.725	10.00	14.47	1.09	15.97	4.00	1							7.25	115.79
60 North	486	MC4	0.557	10.00	21.24	0.88	22.45	7.00	1							5.57	125.09
50 North	540		0.450	10.00	6.48	0.06	6.56	7.00									
40 North	588	MC3	0.450	10.00	19.87	1.51	21.93	6.00	1					4.50	98.68		
30 North	642	MC2	0.450	10.00	11.10	1.03	12.50	7.00	1			4.50	56.27				
20 North	672	MC2	0.450	5.00	25.56	1.93	28.20	3.00	1			2.25	63.45				
10 North	720	MC2	0.450	10.00	11.67	0.08	11.77	6.00	1			4.50	52.98				
0 North	774	MC2	0.529	10.00	13.20	0.40	13.74	7.00	1			5.29	72.64				
-10 South	828	MC2	0.707	10.00	19.86	1.00	21.23	7.00	1			7.07	150.13				
-20 South																	
-30 South	910	MC1	0.559	12.00	12.80	1.48	14.82	11.00	1	6.71	99.43						
-40 South	977	MC!	0.500	10.00	30.02	2.40	33.30	9.00	1	5.00	166.48						
-50 South	1043	MC1	0.556	10.00	45.08	4.64	51.43	9.00	1	5.56	285.75						
-60 South	1103	MC1	0.488	10.00	34.50	5.15	41.55	8.00	1	4.88	202.57						
-70 South	1151	MC!	0.450	5.50	38.73	3.24	43.17	6.00	1	2.48	106.85						
-80 South																	
-90 South																	

	Weighted Ave.	MC1	0.518203	47.50	30.489	3.28402	34.982208
3430		MC2	0.524603	45.00	15.6812	0.78298	16.7524504
		MC3	0.450	10.00	19.869	1.506	21.930
		MC4	0.641071	20.00	17.416	1.00227	18.7872718
		MC5	0.514	10.00	17.68	1.38	19.56

MC3470

# ticket	NIVEL	SECTOR	SECTION	AuEQ	Width	AU	CU	Width used	Au x Wd	Cu x Wd	Min Width	Au g/t	Cu %	Au x Wd	Cu % x Wd	
		ORE BLOCK FOR VETA MIC		1.37		12.17	3.82	0.45								
	60 N											Au	Cu	Wt. Au g/t	Wt. Cu %	
6280	3470	MICHELLE N	7MCA 2	0.34368	1.00	0.33	0.010	0.08	0.02475	0.00075	0.45	1.79	0.1773333	0.80325	0.0798	1
6281	3470	MICHELLE N		2.8971	0.30	2.54	0.261	0.3	0.762	0.0783						
6282	3470	MICHELLE N		0.23368	0.30	0.22	0.010	0.075	0.0165	0.00075						
								0.00	0	0						
								0.00	0	0						
												Au	Cu	Wt. Au g/t	Wt. Cu %	
6283	3470	MICHELLE N	7MCA 3	1.02829	1.00	0.86	0.123	0.15	0.129	0.01845	0.45	9.75	1.4656667	4.389	0.65955	1
6284	3470	MICHELLE N		17.1238	0.30	14.20	2.137	0.30	4.26	0.6411						
				0				0.00	0	0						
								0.00	0	0						
								0.00	0	0						
												Au	Cu	Wt. Au g/t	Wt. Cu %	
6285	3470	MICHELLE N	7MCA 4	0.27147	0.80	0.24	0.023	0.00	0	0	0.45	5.31	2.3776667	2.388	1.06995	1
6286	3470	MICHELLE N		2.09461	0.60	1.94	0.113	0.15	0.291	0.01695						
6287	3470	MICHELLE N		11.7924	0.30	6.99	3.510	0.30	2.097	1.053						
								0.00	0	0						
								0.00	0	0						
												Au	Cu	Wt. Au g/t	Wt. Cu %	
6288	3470	MICHELLE N	73MCA 5	0.54988	0.80	0.45	0.073	0.00	0	0	0.45	11.86	2.6152222	5.3355	1.17685	1
6289	3470	MICHELLE N		0.32231	0.80	0.31	0.009	0.05	0.0155	0.00045						
6290	3470	MICHELLE N		17.3239	0.40	13.30	2.941	0.40	5.32	1.1764						
								0.00	0	0						
								0.00	0	0						
												Au	Cu	Wt. Au g/t	Wt. Cu %	
6291	3470	MICHELLE N	7MCA 6	0.41988	1.00	0.32	0.073	0.00	0	0	0.45	6.99	3.1806667	3.146	1.4313	1
6292	3470	MICHELLE N		0.6103	1.00	0.52	0.066	0.05	0.026	0.0033						
6293	3470	MICHELLE N		12.6845	0.40	7.80	3.570	0.40	3.12	1.428						
				0				0.00	0	0						
				0				0.00	0	0						
												Au	Cu	Wt. Au g/t	Wt. Cu %	
6294	3470	MICHELLE N	7MCA 7	0.50777	1.00	0.36	0.108	0.00	0	0	0.45	19.61	3.016	8.8225	1.3572	1
6295	3470	MICHELLE N		0.59229	0.80	0.45	0.104	0.05	0.0225	0.0052						
6296	3470	MICHELLE N		26.6245	0.40	22.00	3.380	0.40	8.8	1.352						
								0.00	0	0						
								0.00	0	0						
												Au	Cu	Wt. Au g/t	Wt. Cu %	
6297	3470	MICHELLE N	7MCA 8	0.25388	0.90	0.18	0.054	0.00	0	0	0.45	32.15	1.892	14.4675	0.8514	1
6298	3470	MICHELLE N		0.41418	0.70	0.25	0.120	0.15	0.0375	0.018						
6299	3470	MICHELLE N		51.9009	0.30	48.10	2.778	0.30	14.43	0.8334						
				0				0.00	0	0						
				0				0.00	0	0						

Mining width 60 N

#Sections	Total width		Grd/area	Au g/t	Cu %	AREA	avg.width	Length	Au Eq g/t
7	3.15	Au:	56.22	**12.49**	**2.10**	4.50	**0.45**	10.00	15.37
		Cu:	9.47						

	70N															
												Au	Cu	Wt. Au g/t	Wt. Cu %	
6300	3470	MICHELLE N	7MCA 9	0.33883	1.30	0.28	0.043	0.05	0.014	0.00215	0.45	22.70	1.0181111	10.214	0.45815	1
6301	3470	MICHELLE N		27.0598	0.40	25.50	1.140	0.40	10.2	0.456						
								0.00	0	0						
								0.00	0	0						
								0.00	0	0						
												Au	Cu	Wt. Au g/t	Wt. Cu %	
6647	3470	MICHELLE N	7MCA 10	3.85595	0.70	3.57	0.209	0.2	0.714	0.0418	0.45	16.53	4.0984444	7.439	1.8443	1
6648	3470	MICHELLE N		36.7647	0.25	26.90	7.210	0.25	6.725	1.8025						
								0.00	0	0						
								0.00	0	0						
								0.00	0	0						
												Au	Cu	Wt. Au g/t	Wt. Cu %	
6649	3470	MICHELLE N	7MCA 11	0.64105	0.60	0.60	0.030	0.3	0.18	0.009	0.45	10.77	0.7426667	4.845	0.3342	1
6650	3470	MICHELLE N		34.0663	0.15	31.10	2.168	0.15	4.665	0.3252						
				0				0.00	0	0						
								0.00	0	0						
								0.00	0	0						
												Au	Cu	Wt. Au g/t	Wt. Cu %	
6651	3470	MICHELLE N	7MCA 12	0.20284	0.80	0.17	0.024	0.15	0.0255	0.0036	0.45	4.46	0.164	2.0055	0.0738	1
6652	3470	MICHELLE N		6.92016	0.30	6.60	0.234	0.30	1.98	0.0702						
								0.00	0	0						
								0.00	0	0						
								0.00	0	0						
												Au	Cu	Wt. Au g/t	Wt. Cu %	
6653	3470	MICHELLE N	7MCA 13	13.8621	0.60	13.10	0.557	0.60	7.86	0.3342	0.80	14.63	0.63275	11.7	0.5062	1
6654	3470	MICHELLE N		20.3767	0.20	19.20	0.860	0.20	3.84	0.172						
6655	3470	MICHELLE N		0.22652	0.60	0.18	0.034	0.00	0	0						
								0.00	0	0						
								0.00	0	0						
												Au	Cu	Wt. Au g/t	Wt. Cu %	
6656	3470	MICHELLE N	7MCA 14	0.53915	0.60	0.52	0.014	0.10	0.052	0.0014	0.45	12.07	0.6792222	5.4325	0.30565	1
6657	3470	MICHELLE N		23.0732	0.25	21.43	1.201	0.25	5.3575	0.30025						
6658	3470	MICHELLE N		0.28473	0.60	0.23	0.040	0.1	0.023	0.004						
								0.00	0	0						
								0.00	0	0						

Mining width 70N

#Sections	Total width		Grd/area	Au g/t	Cu %	AREA	avg.width	Length	Au Eq g/t
6	3.05	Au:	69.39	**13.65**	**1.15**	5.08	**0.51**	10.00	15.23
		Cu:	5.87						

	80N																
												Au	Cu	Wt. Au g/t	Wt. Cu %		
6659	3470	MICHELLE N	7MCA 15	15.509	0.20	12.80	1.980	0.2	2.56	0.396	0.45	5.96	0.9044444	2.68	0.407		1
6660	3470	MICHELLE N		0.5402	1.00	0.48	0.044	0.25	0.12	0.011							
								0.00	0	0							
								0.00	0	0							
								0.00	0	0							
												Au	Cu	Wt. Au g/t	Wt. Cu %		
6661	3470	MICHELLE N	7MCA 16	25.4992	0.60	20.30	3.800	0.6	12.18	2.28	0.60	20.30	3.8	12.18	2.28		1
6662	3470	MICHELLE N		0.52851	0.80	0.43	0.072	0	0	0							
								0.00	0	0							
								0.00	0	0							
								0.00	0	0							
												Au	Cu	Wt. Au g/t	Wt. Cu %		
6663	3470	MICHELLE N	7MCA 17	26.8638	0.50	24.10	2.020	0.5	12.05	1.01	0.50	24.10	2.02	12.05	1.01		1
6664	3470	MICHELLE N		0.42515	0.90	0.38	0.033	0	0	0							
								0.00	0	0							
								0.00	0	0							
								0.00	0	0							
												Au	Cu	Wt. Au g/t	Wt. Cu %		
8142	3470	MICHELLE N	7MCA 17A	25.0965	0.40	24.50	0.436	0.4	9.8	0.1744	0.45	21.86	0.3888889	9.835	0.175		1
8143	3470	MICHELLE N		0.71642	0.70	0.70	0.012	0.05	0.035	0.0006							
								0.00	0	0							
								0.00	0	0							
								0.00	0	0							
												Au	Cu	Wt. Au g/t	Wt. Cu %		
8144	3470	MICHELLE N	7MCA 17B	26.0373	0.30	24.00	1.489	0.3	7.2	0.4467	0.45	16.21	1.006	7.296	0.4527		1
8145	3470	MICHELLE N		0.69473	0.70	0.64	0.040	0.15	0.096	0.006							
								0.00	0	0							
								0.00	0	0							
								0.00	0	0							
												Au	Cu	Wt. Au g/t	Wt. Cu %		
7933	3470	MICHELLE N	7MCA 18	23.8977	0.40	22.00	1.387	0.4	8.8	0.5548	0.45	19.62	1.2616667	8.83	0.56775		1
7934	3470	MICHELLE N		0.95436	0.70	0.60	0.259	0.05	0.03	0.01295							
								0.00	0	0							
								0.00	0	0							
								0.00	0	0							
												Au	Cu	Wt. Au g/t	Wt. Cu %		
7935	3470	MICHELLE N	7MCA 19	9.81682	0.10	9.00	0.597	0.1	0.9	0.0597	0.45	2.12	0.1676667	0.9525	0.07545		1
7936	3470	MICHELLE N		0.21157	0.80	0.15	0.045	0.35	0.0525	0.01575							
								0.00	0	0							
								0.00	0	0							
								0.00	0	0							

Mining width 80N

#Sections	Total width		Grd/area	Au g/t	Cu %	AREA	avg.width	Length	Au Eq g/t
7	3.35	Au:	76.89	**16.07**	**1.48**	4.79	**0.48**	10.00	18.10
		Cu:	7.10						

	90 N											Au	Cu	Wt. Au g/t	Wt. Cu %	
7937	3470	MICHELLE N	7MCA 20	3.37525	0.10	3.30	0.055	0.00	0	0	0.45	2.93	0.1327778	1.3205	0.05975	1
7938	3470	MICHELLE N		0.67789	0.70	0.63	0.035	0.35	0.2205	0.01225						
7939	3470	MICHELLE N		11.6499	0.10	11.00	0.475	0.10	1.1	0.0475						
								0.00	0	0						
						?		0.00	0	0						
												Au	Cu	Wt. Au g/t	Wt. Cu %	
7940	3470	MICHELLE N	7MCA 21	3.43658	0.15	3.10	0.246	0.15	0.465	0.0369	0.45	1.19	0.112	0.537	0.0504	1
7941	3470	MICHELLE N		0.30157	0.70	0.24	0.045	0.3	0.072	0.0135						
7942	3470	MICHELLE N		1.77304	0.10	1.68	0.068	0.00	0	0						
						?		0.00	0	0						
								0.00	0	0						
												Au	Cu	Wt. Au g/t	Wt. Cu %	
7943	3470	MICHELLE N	7MCA 22	4.60885	0.15	4.00	0.445	0.00	0	0	0.45	1.97	0.2023333	0.8855	0.09105	1
7944	3470	MICHELLE N		0.49115	0.70	0.42	0.052	0.00	0	0						
7945	3470	MICHELLE N		0.17241	0.50	0.13	0.031	0.35	0.0455	0.01085						
7946	3470	MICHELLE N		9.4973	0.10	8.40	0.802	0.10	0.84	0.0802						
						?		0.00	0	0						
												Au	Cu	Wt. Au g/t	Wt. Cu %	
7947	3470	MICHELLE N	7MCA 23	0.296	1.20	0.27	0.019	0.18	0.04725	0.003325	0.45	1.88	0.0963889	0.845	0.043375	1
7948	3470	MICHELLE N		3.71444	0.10	3.20	0.376	0.1	0.32	0.0376						
7949	3470	MICHELLE N		2.74915	0.20	2.73	0.014	0.175	0.47775	0.00245						
				0				0.00	0	0						
								0.00	0	0						
												Au	Cu	Wt. Au g/t	Wt. Cu %	
7950	3470	MICHELLE N	7MCA 24	4.90454	0.20	3.00	1.392	0.00	0	0	0.45	4.87	0.0633333	2.191	0.0285	1
8101	3470	MICHELLE N		0.09241	1.70	0.05	0.031	0.00	0	0						
8102	3470	MICHELLE N		0.62368	0.50	0.61	0.010	0.00	0	0						
8103	3470	MICHELLE N		0.26821	0.50	0.26	0.006	0.35	0.091	0.0021						
8104	3470	MICHELLE N		21.3612	0.10	21.00	0.264	0.10	2.1	0.0264						
						?						Au	Cu	Wt. Au g/t	Wt. Cu %	
8105	3470	MICHELLE N	7MCA 25	1.42525	0.80	1.35	0.055	0.35	0.4725	0.01925	0.45	5.49	0.3083333	2.4725	0.13875	1
8106	3470	MICHELLE N		21.635	0.10	20.00	1.195	0.10	2	0.1195						
								0.00	0	0						
						?		0.00	0	0						
								0.00	0	0						

Mining width

#Sections	Total width		Grd/area	Au g/t	Cu %	AREA	avg.width	Length	Au Eq g/t
6	2.70	Au:	13.75	**3.06**	**0.15**	4.50	**0.45**	10.00	3.26
		Cu:	0.69						

	100N											Au	Cu	Wt. Au g/t	Wt. Cu %	
8107	3470	MICHELLE N	7MCA 26	4.17042	0.50	3.50	0.490	0.5	1.75	0.245	0.50	3.50	0.49	1.75	0.245	1
8108	3470	MICHELLE N		0.39829	0.50	0.23	0.123	0	0	0						
8109	3470	MICHELLE N		0.74732	0.10	0.46	0.210	0.00	0	0						
								0.00	0	0						
								0.00	0	0						
												Au	Cu	Wt. Au g/t	Wt. Cu %	
8110	3470	MICHELLE N	7MCA 27	0.14505	0.80	0.13	0.011	0	0	0	0.45	0.30	0.076	0.135	0.0342	1
8111	3470	MICHELLE N		0.40398	0.50	0.30	0.076	0.45	0.135	0.0342						
								0.00	0	0						
								0.00	0	0						
								0.00	0	0						
												Au	Cu	Wt. Au g/t	Wt. Cu %	
8112	3470	MICHELLE N	7MCA 28	3.52326	0.70	3.50	0.017	0.45	1.575	0.00765	0.45	3.50	0.017	1.575	0.00765	1
8113	3470	MICHELLE N		0.2801	0.20	0.25	0.022	0	0	0						
								0.00	0	0						
								0.00	0	0						
								0.00	0	0						
												Au	Cu	Wt. Au g/t	Wt. Cu %	
8114	3470	MICHELLE N	7MCA 29	0.09684	0.40	0.09	0.005	0.00	0	0						
8115	3470	MICHELLE N		1.76793	0.20	1.30	0.342	0.2	0.26	0.0684						
8116	3470	MICHELLE N		0.77326	0.40	0.75	0.017	0.25	0.1875	0.00425						
								0.00	0	0						
					NOT	USED		0.00	0	0						

Mining width 100N

#Sections	Total width		Grd/area	Au g/t	Cu %	AREA	avg.width	Length	Au Eq g/t
3	1.40	Au:	5.77	**2.47**	**0.20**	2.33	**0.47**	5.00	2.75
		Cu:	0.48						

50 N

												Au	Cu	Wt. Au g/t	Wt. Cu %	
6277	3470	MICHELLE N	7MCA 1	0.18231	0.80	0.17	0.009	0.10	0.017	0.0009	0.45	7.35	0.3657778	3.307	0.1646	1
6278	3470	MICHELLE N		13.8784	0.25	13.00	0.642	0.25	3.25	0.1605						
6279	3470	MICHELLE N		0.44378	0.50	0.40	0.032	0.1	0.04	0.0032						
								0.00	0	0						
								0.00	0	0						
												Au	Cu	Wt. Au g/t	Wt. Cu %	
6620	3470	MICHELLE S	7MCB 1	0.16052	0.50	0.14	0.015	0.15	0.021	0.00225	0.45	9.76	0.4783333	4.3905	0.21525	1
6621	3470	MICHELLE S		30.8292	0.15	28.90	1.410	0.15	4.335	0.2115						
6622	3470	MICHELLE S		0.24368	0.70	0.23	0.010	0.15	0.0345	0.0015						
								0.00	0	0						
								0.00	0	0						
												Au	Cu	Wt. Au g/t	Wt. Cu %	
6623	3470	MICHELLE S	7MCB 2	0.90209	0.15	0.82	0.060	0.15	0.123	0.009	0.45	0.33	0.03	0.147	0.0135	1
6624	3470	MICHELLE S		0.10052	0.80	0.08	0.015	0.3	0.024	0.0045						
								0.00	0	0						
								0.00	0	0						
								0.00	0	0						
												Au	Cu	Wt. Au g/t	Wt. Cu %	
6625	3470	MICHELLE S	7MCB 3	0.0601	0.50	0.03	0.022	0.45	0.0135	0.0099	0.45	0.03	0.022	0.0135	0.0099	1
6626	3470	MICHELLE S		0.05463	0.20	0.03	0.018	0	0	0						
6627	3470	MICHELLE S		0.05505	0.60	0.04	0.011	0	0	0						
								0.00	0	0						
								0.00	0	0						
												Au	Cu	Wt. Au g/t	Wt. Cu %	
6628	3470	MICHELLE S	7MCB 4	9.26297	0.50	8.10	0.850	0.5	4.05	0.425	0.50	8.10	0.85	4.05	0.425	1
6629	3470	MICHELLE S		0.07368	0.15	0.06	0.010	0	0	0						
6630	3470	MICHELLE S		0.15147	0.50	0.12	0.023	0.00	0	0						
								0.00	0	0						
								0.00	0	0						

Mining width 50 N

#Sections	Total width		Grd/area	Au g/t	Cu %	AREA	avg.width	Length	Au Eq g/t
5	2.30	Au:	23.82	**5.18**	**0.36**	4.60	**0.46**	10.00	5.67
		Cu:	1.66						

	40N																
												Au	Cu	Wt. Au g/t	Wt. Cu %		
6631	3470	MICHELLE S	7MCB 5	0.08505	0.50	0.07	0.011	0.13	0.00875	0.001375	0.45	0.58	0.3261667	0.25975	0.146775		1
6632	3470	MICHELLE S		2.14048	0.20	1.18	0.702	0.2	0.236	0.1404							
6633	3470	MICHELLE S		0.17473	0.60	0.12	0.040	0.125	0.015	0.005							
				0				0.00	0	0							
								0.00	0	0							
												Au	Cu	Wt. Au g/t	Wt. Cu %		
6634	3470	MICHELLE S	7MCB 6	0.33642	0.60	0.32	0.012	0.08	0.024	0.0009	0.45	20.16	0.2658333	9.0705	0.119625		1
6635	3470	MICHELLE S		30.6377	0.30	30.10	0.393	0.3	9.03	0.1179							
6636	3470	MICHELLE S		0.23505	0.50	0.22	0.011	0.075	0.0165	0.000825							
								0.00	0	0							
								0.00	0	0							
												Au	Cu	Wt. Au g/t	Wt. Cu %		
6637	3470	MICHELLE S	7MCB 7	3.61505	0.50	3.60	0.011	0.18	0.63	0.001925	0.45	9.32	0.862	4.19325	0.3879		1
6638	3470	MICHELLE S		39.8402	0.10	34.60	3.830	0.1	3.46	0.383							
6639	3470	MICHELLE S		0.61326	0.40	0.59	0.017	0.175	0.10325	0.002975							
								0.00	0	0							
								0.00	0	0							
												Au	Cu	Wt. Au g/t	Wt. Cu %		
6640	3470	MICHELLE S	7MCB 8	0.15873	0.70	0.13	0.021	0.13	0.01625	0.002625	0.45	10.56	2.2930556	4.75375	1.031875		1
6641	3470	MICHELLE S		30.5257	0.20	23.50	5.135	0.2	4.7	1.027							
6642	3470	MICHELLE S		0.32463	0.40	0.30	0.018	0.125	0.0375	0.00225							
								0.00	0	0							
								0.00	0	0							
												Au	Cu	Wt. Au g/t	Wt. Cu %		
6643	3470	MICHELLE S	7MCB 9	0.10052	0.50	0.08	0.015	0.08	0.006	0.001125	0.45	29.95	4.6091667	13.476	2.074125		1
6644	3470	MICHELLE S		54.3543	0.30	44.90	6.910	0.3	13.47	2.073							
				0				0.075	0	0							
								0.00	0	0							
								0.00	0	0							
												Au	Cu	Wt. Au g/t	Wt. Cu %		
6645	3470	MICHELLE S	7MCB 10	2.3806	0.50	2.20	0.132	0.15	0.33	0.0198	0.45	19.77	0.071	8.895	0.03195		1
6646	3470	MICHELLE S		57.2108	0.15	57.10	0.081	0.15	8.565	0.01215							
				0		0.00	0.000	0.15	0	0							
								0.00	0	0							
								0.00	0	0							

Mining width 40N

#Sections	Total width		Grd/area	Au g/t	Cu %	AREA	avg.width	Length	Au Eq g/t
6	2.70	Au:	67.75	**15.05**	**1.40**	4.50	**0.45**	10.00	16.98
		Cu:	6.32						146.00%

	30N											Au	Cu	Wt. Au g/t	Wt. Cu %	
8117	3470	MICHELLE S	7MCB 11	13.4432	0.15	12.90	0.397	0.15	1.935	0.05955	0.45	4.55	0.1396667	2.049	0.06285	1
8118	3470	MICHELLE S		0.39505	0.70	0.38	0.011	0.3	0.114	0.0033						
				0				0.00	0	0						
								0.00	0	0						
								0.00	0	0						
												Au	Cu	Wt. Au g/t	Wt. Cu %	
8119	3470	MICHELLE S	7MCB 12	98.6893	0.15	91.00	5.620	0.15	13.65	0.843	0.45	30.91	1.9553333	13.911	0.8799	1
8120	3470	MICHELLE S		1.03829	0.80	0.87	0.123	0.3	0.261	0.0369						
								0.00	0	0						
								0.00	0	0						
								0.00	0	0						
												Au	Cu	Wt. Au g/t	Wt. Cu %	
8121	3470	MICHELLE S	7MCB 13	28.1831	0.25	21.00	5.250	0.25	5.25	1.3125	0.45	12.01	2.9886667	5.404	1.3449	1
8122	3470	MICHELLE S		0.99165	0.80	0.77	0.162	0.2	0.154	0.0324						
								0.00	0	0						
								0.00	0	0						
								0.00	0	0						
												Au	Cu	Wt. Au g/t	Wt. Cu %	
8123	3470	MICHELLE S	7MCB 14	8.06881	0.40	7.20	0.635	0.4	2.88	0.254	0.45	6.43	0.5683333	2.8915	0.25575	1
8124	3470	MICHELLE S		0.27789	0.90	0.23	0.035	0.05	0.0115	0.00175						
								0.00	0	0						
								0.00	0	0						
								0.00	0	0						
												Au	Cu	Wt. Au g/t	Wt. Cu %	
8125	3470	MICHELLE S	7MCB 15	4.85972	0.20	4.40	0.336	0.2	0.88	0.0672	0.45	2.08	0.1693333	0.935	0.0762	1
8126	3470	MICHELLE S		0.26926	0.80	0.22	0.036	0.25	0.055	0.009						
								0.00	0	0						
								0.00	0	0						
								0.00	0	0						
												Au	Cu	Wt. Au g/t	Wt. Cu %	
8127	3470	MICHELLE S	7MCB 16	0.64764	0.15	0.40	0.181	0.00	0	0	0.45	8.84	0.2237778	3.977	0.1007	1
8128	3470	MICHELLE S		0.25284	0.80	0.22	0.024	0.35	0.077	0.0084						
8129	3470	MICHELLE S		40.2629	0.10	39.00	0.923	0.10	3.9	0.0923						
								0.00	0	0						
								0.00	0	0						
												Au	Cu	Wt. Au g/t	Wt. Cu %	
8130	3470	MICHELLE S	7MCB 17	15.3168	0.10	14.50	0.597	0.1	1.45	0.0597	0.45	3.38	0.1544444	1.52	0.0695	1
8131	3470	MICHELLE S		0.23831	0.80	0.20	0.028	0.35	0.07	0.0098						
								0.00	0	0						
								0.00	0	0						
								0.00	0	0						

Mining width

#Sections	Total width		Grd/area	Au g/t	Cu %	AREA	avg.width	Length	Au Eq g/t
7	3.15	Au:	43.84	**9.74**	**0.89**	4.50	**0.45**	10.00	10.95
		Cu:	3.99						149.24%

	20N											Au	Cu	Wt. Au g/t	Wt. Cu %	
8132	3470	MICHELLE S	7MCB 18	1.56841	0.10	1.50	0.050	0.1	0.15	0.005	0.45	0.50	0.0235556	0.227	0.0106	1
8133	3470	MICHELLE S		0.24189	0.70	0.22	0.016	0.35	0.077	0.0056						
								0.00	0	0						
								0.00	0	0						
								0.00	0	0						
												Au	Cu	Wt. Au g/t	Wt. Cu %	
8134	3470	MICHELLE S	7MCB 19	26.713	0.10	25.00	1.252	0.1	2.5	0.1252	0.45	5.70	0.3256667	2.5665	0.14655	1
8135	3470	MICHELLE S		0.27346	0.80	0.19	0.061	0.35	0.0665	0.02135						
				0				0.00	0	0						
								0.00	0	0						
								0.00	0	0						
												Au	Cu	Wt. Au g/t	Wt. Cu %	
8136	3470	MICHELLE S	7MCB 20	49.9511	0.10	49.75	0.147	0.1	4.975	0.0147	0.45	11.95	0.0458889	5.3775	0.02065	1
8137	3470	MICHELLE S		1.17326	0.70	1.15	0.017	0.35	0.4025	0.00595						
								0.00	0	0						
								0.00	0	0						
								0.00	0	0						
												Au	Cu	Wt. Au g/t	Wt. Cu %	
8138	3470	MICHELLE S	7MCB 21	84.9889	0.20	84.90	0.065	0.2	16.98	0.013	0.45	38.12	0.04	17.155	0.018	1
8139	3470	MICHELLE S		0.72736	0.70	0.70	0.020	0.25	0.175	0.005						
								0.00	0	0						
								0.00	0	0						
								0.00	0	0						
												Au	Cu	Wt. Au g/t	Wt. Cu %	
8140	3470	MICHELLE S	7MCB 22	0.28779	0.70	0.27	0.013	0.35	0.0945	0.00455	0.45	5.99	0.0281111	2.6945	0.01265	1
8141	3470	MICHELLE S		26.1108	0.10	26.00	0.081	0.10	2.6	0.0081						
								0.00	0	0						
								0.00	0	0						
								0.00	0	0						

Mining width 20N

#Sections	Total width		Grd/area	Au g/t	Cu %	AREA	avg.width	Length	Au Eq g/t
5	2.25	Au:	28.02	**12.45**	**0.09**	2.25	**0.45**	5.00	12.58
		Cu:	0.21						

Level 3470

Section Summary List

		Line	Block	P Width	Q Lenght	M Au g/t	N Cu %	R AuEQ	I # Channel		Block MC3		Block MC4		Block		Block	
											Grade AuE	13.69	Grade Au	16.23	Grade AuEq	#¡DIV/0!	Grade AuEq	
											11.25	153.99	14.37	233.19	0.00	0.00	0.00	
180	North																	
170																		
160																		
150																		
140																		
130																		
120																		
110																		
100		245		0.47	5.00	2.47	0.20	2.75	3									
90		199		0.45	10.00	3.06	0.15	3.26	6									
80		151	MC4	0.48	10.00	16.07	1.48	18.10	7	1			4.79	86.60				
70		97	MC4	0.51	10.00	13.65	1.15	15.23	6	1			5.08	77.43				
60		48	MC4	0.45	10.00	12.49	2.10	15.37	7	1			4.50	69.17				
50		277		0.46	10.00	5.18	0.36	5.67	5									
40		325	MC3	0.45	10.00	15.05	1.40	16.98	6	1	4.50	76.39						
30		379		0.45	10.00	9.74	0.89	10.95	7	1	4.50	49.29						
20		421		0.45	5.00	12.45	0.09	12.58	5	1	2.25	28.31						
10																		
0	NS																	
-10	South																	
-20																		
-30																		
-40																		
-50																		
-60																		
-70																		

MICHELLE ORE BLOCKS

# ticket	NIVEL	SECTOR	SECTION	AuEQ	Width	AU	CU	Width used	Au x Wd	Cu x Wd	Min Width	Au g/t	Cu %	Au x Wd	Cu % x Wd	
				1.37		12.17	3.82	0.45								
		110N														
6319	3510	MICHELLE	1MCB 1	0.340946	0.60	0.33	0.008	0.08	0.02475	0.0006	0.90	7.16	0.2114167	6.441	0.190275	1
6320	3510	MICHELLE	1MCB 1	11.51505	0.30	11.50	0.011	0.3	3.45	0.0033						
6321	3510	MICHELLE	1MCB 1	0.162314	1.10	0.15	0.009	0.075	0.01125	0.00068						
6322	3510	MICHELLE	1MCB 1	0.363259	0.50	0.34	0.017	0.15	0.051	0.00255						
6323	3510	MICHELLE	1MCB 1	19.30901	0.15	17.70	1.176	0.15	2.655	0.1764						
6324	3510	MICHELLE	1MCB 1	1.721569	0.60	1.66	0.045	0.15	0.249	0.00675						
												Au	Cu	Wt. Au g/t	Wt. Cu %	
6302	3510	115 N	1MCA 1	0.650624	0.50	0.60	0.037	0.18	0.105	0.00648	0.90	32.01	0.5811111	28.8055	0.523	1
6303	3510	115 N	1MCA 1	42.58545	0.10	38.50	2.986	0.1	3.85	0.2986						
6304	3510	115 N	1MCA 1	0.885352	0.70	0.78	0.077	0.175	0.1365	0.01348						
6305	3510	115 N	1MCA 1	0.678833	1.00	0.62	0.043	0.15	0.093	0.00645						
6306	3510	115 N	1MCA 1	82.97301	0.30	82.07	0.660	0.30	24.621	0.198						
														Wt. Au g/t	Wt. Cu %	
6307	3510	115 N	1MCA 2	1.75831	0.70	1.72	0.028	0.15	0.258	0.0042	0.45	20.02	1.8366667	9.0075	0.8265	1
6308	3510	115 N	1MCA 2	64.50198	0.15	57.10	5.410	0.15	8.565	0.8115						
6309	3510	115 N	1MCA 2	1.328511	1.30	1.23	0.072	0.15	0.1845	0.0108						
6310	3510	115 N	1MCA 2	8.529758	0.20	8.33	0.146	0.00	0	0						
				0				0.00	0	0						
														Wt. Au g/t	Wt. Cu %	
6311	3510	115 N	1MCA 3	6.594143	0.80	6.17	0.310	0.15	0.9255	0.0465	0.60	30.82	1.556	18.4905	0.9336	1
6312	3510	115 N	1MCA 3	106.1893	0.15	98.50	5.620	0.15	14.775	0.843						
6313	3510	115 N	1MCA 3	5.190301	1.20	5.10	0.066	0.15	0.765	0.0099						
6314	3510	115 N	1MCA 3	13.81195	0.15	13.50	0.228	0.15	2.025	0.0342						
				0				0.00	0	0						
														Wt. Au g/t	Wt. Cu %	
6315	3510	115 N	1MCA 4	0.461147	1.00	0.39	0.052	0.18	0.06825	0.0091	0.45	20.12	1.5450556	9.05375	0.695275	1
6316	3510	115 N	1MCA 4	98.59432	0.10	89.40	6.720	0.1	8.94	0.672						
6317	3510	115 N	1MCA 4	0.370824	1.10	0.26	0.081	0.175	0.0455	0.01418						
6318	3510	115 N	1MCA 4	0.297787	0.30	0.28	0.013	0.00	0	0						
								0.00	0	0						
														Wt. Au g/t	Wt. Cu %	
6456	3510	115 N	1MCA 5	22.83963	0.10	20.50	1.710	0.00	0	0	0.70	4.88	0.8248571	3.418	0.5774	1
6457	3510	115 N	1MCA 5	6.090579	1.00	5.10	0.724	0.60	3.06	0.4344						
6458	3510	115 N	1MCA 5	5.53653	0.10	3.58	1.430	0.10	0.358	0.143						
				0				0.00	0	0						
				0				0.00	0	0						

Mining width 110N

#Section	Total width		Grd/area	Au g/t	Cu %	AREA	avg.width	Length	Au Eq g/t
6.00	4.00	Au:	125.36	**18.80**	**0.94**	6.67	**0.667**	10.00	20.09
		Cu:	6.24						

170N

														Wt. Au g/t	Wt. Cu %	
8206	3510	115 N	1MCA 42	0.408088	0.80	0.30	0.079	0.3	0.09	0.0237	0.45	8.53	2.3193333	3.84	1.0437	1
8207	3510	115 N	1MCA 42	34.30378	0.15	25.00	6.800	0.15	3.75	1.02						
								0.00	0	0						
								0.00	0	0						
								0.00	0	0						
														Wt. Au g/t	Wt. Cu %	
8208	3510	115 N	1MCA 43	0.731247	0.80	0.63	0.074	0.35	0.2205	0.0259	0.45	38.58	2.6508889	17.3605	1.1929	1
8209	3510	115 N	1MCA 43	187.3669	0.10	171.40	11.670	0.10	17.14	1.167						
								0.00	0	0						
								0.00	0	0						
								0.00	0	0						
														Wt. Au g/t	Wt. Cu %	
8210	3510	115 N	1MCA 44	0.444306	0.80	0.38	0.047	0.35	0.133	0.01645	0.45	11.41	2.0476667	5.133	0.92145	1
8211	3510	115 N	1MCA 44	62.38224	0.10	50.00	9.050	0.10	5	0.905						
								0.00	0	0						
								0.00	0	0						
								0.00	0	0						

Mining width 0.45

	#Section	Total width		Grd/area	Au g/t	Cu %	AREA	avg.width	Length	Au Eq g/t
170N	3.00	1.35	Au:	43.89	**19.51**	**2.34**	2.25	**0.450**	5.00	22.71
			Cu:	5.26						150.39%

80N

8214	3510	115 S	1MCB 16	0.170624	0.70	0.12	0.037	0.2	0.024	0.0074	0.45	8.89	0.5325556	3.999	0.23965	1
8215	3510	115 S	1MCB 16	17.17106	0.25	15.90	0.929	0.25	3.975	0.23225						
								0.00	0	0						
								0.00	0	0						
								0.00	0	0						
												Au	Cu	Wt. Au g/t	Wt. Cu %	
8216	3510	115 S	1MCB 17	0.335674	0.70	0.27	0.048	0.25	0.0675	0.012	0.45	2.44	0.0711111	1.0975	0.032	1
8217	3510	115 S	1MCB 17	5.28682	0.20	5.15	0.100	0.20	1.03	0.02						
								0.00	0	0						
								0.00	0	0						
								0.00	0	0						
														Wt. Au g/t	Wt. Cu %	
8218	3510	115 S	1MCB 18	0.201046	0.70	0.16	0.030	0.3	0.048	0.009	0.45	2.21	0.0416667	0.993	0.01875	1
8219	3510	115 S	1MCB 18	6.388933	0.15	6.30	0.065	0.15	0.945	0.00975						
								0.00	0	0						
								0.00	0	0						
								0.00	0	0						
														Wt. Au g/t	Wt. Cu %	
8220	3510	115 S	1MCB 19	0.369979	0.80	0.24	0.095	0.35	0.084	0.03325	0.45	0.59	0.1367778	0.265	0.06155	1
8221	3510	115 S	1MCB 19	2.197201	0.10	1.81	0.283	0.10	0.181	0.0283						
								0.00	0	0						
								0.00	0	0						
								0.00	0	0						
														Wt. Au g/t	Wt. Cu %	
8222	3510	115 S	1MCB 20	0.330824	0.70	0.22	0.081	0.3	0.066	0.0243	0.45	4.45	0.4933333	2.001	0.222	1
8223	3510	115 S	1MCB 20	14.70329	0.15	12.90	1.318	0.15	1.935	0.1977						
								0.00	0	0						
								0.00	0	0						
								0.00	0	0						
														Wt. Au g/t	Wt. Cu %	
8224	3510	115 S	1MCB 21	2.497074	0.80	0.65	1.350	0.15	0.0975	0.2025	0.45	15.22	2.35	6.8475	1.0575	1
8225	3510	115 S	1MCB 21	26.39938	0.30	22.50	2.850	0.30	6.75	0.855						
								0.00	0	0						
								0.00	0	0						
								0.00	0	0						
														Wt. Au g/t	Wt. Cu %	
8226	3510	115 S	1MCB 22	0.601046	0.70	0.56	0.030	0.2	0.112	0.006	0.45	19.80	4.1244444	8.912	1.856	1
8227	3510	115 S	1MCB 22	45.3247	0.25	35.20	7.400	0.25	8.8	1.85						
								0.00	0	0						
								0.00	0	0						
								0.00	0	0						

Mining width 0.45

	#Section	Total width		Grd/area	Au g/t	Cu %	AREA	avg.width	Length	Au Eq g/t
80N	7.00	3.15	Au:	34.45	**7.66**	**1.11**	4.50	**0.450**	10.00	9.17
			Cu:	4.98						145.94%

70N

														Wt. Au g/t	Wt. Cu %	
8228	3510	115 S	1MCB 23	0.829356	0.10	0.75	0.058	0.00	0	0	0.45	38.19	2.4822222	17.1875	1.117	1
8229	3510	115 S	1MCB 23	1.891005	0.80	1.59	0.220	0.25	0.3975	0.055						
8230	3510	115 S	1MCB 23	91.21516	0.20	83.95	5.310	0.20	16.79	1.062						
								0.00	0	0						
								0.00	0	0						
												Au	Cu	Wt. Au g/t	Wt. Cu %	
8231	3510	115 S	1MCB 24	5.814642	0.80	4.56	0.917	0.8	3.648	0.7336	0.80	4.56	0.917	3.648	0.7336	1
8232	3510	115 S	1MCB 24	5.233641	0.30	4.96	0.200	0	0	0						
								0.00	0	0						
								0.00	0	0						
								0.00	0	0						
														Wt. Au g/t	Wt. Cu %	
8233	3510	115 S	1MCB 25	70.73576	0.10	68.60	1.561	0.1	6.86	0.1561	0.45	15.86	0.3912222	7.1365	0.17605	1
8234	3510	115 S	1MCB 25	0.867988	0.50	0.79	0.057	0.35	0.2765	0.01995						
8235	3510	115 S	1MCB 25	4.03682	0.20	3.90	0.100	0	0	0						
8236	3510	115 S	1MCB 25	0.433682	0.60	0.42	0.010	0.00	0	0						
								0.00	0	0						
														Wt. Au g/t	Wt. Cu %	
8237	3510	115 S	1MCB 26	21.23301	0.60	20.33	0.660	0.60	12.198	0.396	1.05	16.57	0.5688095	17.4035	0.59725	1
8238	3510	115 S	1MCB 26	13.4841	0.40	12.80	0.500	0.40	5.12	0.2						
8239	3510	115 S	1MCB 26	1.744205	0.60	1.71	0.025	0.05	0.0855	0.00125						
								0.00	0	0						
								0.00	0	0						
														Wt. Au g/t	Wt. Cu %	
8240	3510	115 S	1MCB 27	89.88461	0.10	85.10	3.497	0.1	8.51	0.3497	0.45	20.68	0.8758889	9.308	0.39415	1
8241	3510	115 S	1MCB 27	2.453762	0.70	2.28	0.127	0.35	0.798	0.04445						
8242	3510	115 S	1MCB 27	5.147524	0.20	4.80	0.254	0.00	0	0						
								0.00	0	0						
								0.00	0	0						
														Wt. Au g/t	Wt. Cu %	
8243	3510	115 S	1MCB 28	4.589837	0.80	4.23	0.263	0.25	1.0575	0.06575	0.45	5.26	0.3274444	2.3655	0.14735	1
8244	3510	115 S	1MCB 28	7.098227	0.20	6.54	0.408	0.20	1.308	0.0816						
								0.00	0	0						
								0.00	0	0						
								0.00	0	0						

Mining width 0.45

	#Section	Total width		Grd/area	Au g/t	Cu %	AREA	avg.width	Length	Au Eq g/t
70N	6.00	3.65	Au:	95.08	**15.63**	**0.87**	6.08	**0.608**	10.00	16.82
			Cu:	5.28						118.38%

60N

														Wt. Au g/t	Wt. Cu %	
8245	3510	115 S	1MCB 29	13.53098	0.30	13.10	0.315	0.3	3.93	0.0945	0.45	10.61	0.243	4.773	0.10935	1
8246	3510	115 S	1MCB 29	5.755452	0.80	5.62	0.099	0.15	0.843	0.01485						
				0				0.00	0	0						
				0				0.00	0	0						
								0.00	0	0						
														Wt. Au g/t	Wt. Cu %	
8247	3510	115 S	1MCB 30	23.84704	0.30	23.10	0.546	0.3	6.93	0.1638	0.45	15.69	0.3723333	7.059	0.16755	1
8248	3510	115 S	1MCB 30	0.894205	0.80	0.86	0.025	0.15	0.129	0.00375						
				0				0.00	0	0						
				0				0.00	0	0						
								0.00	0	0						
														Wt. Au g/t	Wt. Cu %	
8249	3510	115 S	1MCB 31	68.99193	0.30	64.60	3.210	0.3	19.38	0.963	0.45	44.11	2.1776667	19.8495	0.97995	1
8250	3510	115 S	1MCB 31	3.284607	0.90	3.13	0.113	0.15	0.4695	0.01695						
8251	3510	115 S	1MCB 31	0.879155	0.40	0.86	0.014	0.00	0	0						
								0.00	0	0						
								0.00	0	0						
														Wt. Au g/t	Wt. Cu %	
8252	3510	115 S	1MCB 32	15.98261	0.30	15.20	0.572	0.3	4.56	0.1716	0.45	10.72	0.3866667	4.824	0.174	1
8253	3510	115 S	1MCB 32	1.781891	1.20	1.76	0.016	0.15	0.264	0.0024						
8254	3510	115 S	1MCB 32	0.497787	0.50	0.48	0.013	0.00	0	0						
								0.00	0	0						
								0.00	0	0						
														Wt. Au g/t	Wt. Cu %	
8255	3510	115 S	1MCB 33	49.81888	0.30	42.80	5.130	0.3	12.84	1.539	0.45	29.23	3.4443333	13.155	1.54995	1
8256	3510	115 S	1MCB 33	2.199879	0.70	2.10	0.073	0.15	0.315	0.01095						
				0				0.00	0	0						
								0.00	0	0						
								0.00	0	0						
														Wt. Au g/t	Wt. Cu %	
8257	3510	115 S	1MCB 34	5.226793	0.10	3.60	1.189	0	0	0	0.70	6.67	0.457	4.669	0.3199	1
8258	3510	115 S	1MCB 34	7.295269	0.70	6.67	0.457	0.70	4.669	0.3199						
				0				0.00	0	0						
								0.00	0	0						
								0.00	0	0						
														Wt. Au g/t	Wt. Cu %	
8259	3510	115 S	1MCB 35	16.52052	0.80	16.50	0.015	0.80	13.2	0.012	0.95	22.86	1.7021053	21.7155	1.617	1
8260	3510	115 S	1MCB 35	71.40977	0.15	56.77	10.700	0.15	8.5155	1.605						
8261	3510	115 S	1MCB 35	0.550402	0.70	0.43	0.088	0.00	0	0						
								0.00	0	0						
								0.00	0	0						

Mining width

	#Section	Total width		Grd/area	Au g/t	Cu %	AREA	avg.width	Length	Au Eq g/t
60N	7.00	3.90	Au:	108.64	**19.50**	**1.26**	5.57	**0.557**	10.00	21.22
			Cu:	7.03						125.24%

MICHELL VEIN

Level	3510									Block MC4		Block MC5		Block MC6		Block	
Section Summary List			P	Q	M	N	R	I		Grade Au	18.92	Grade Au	20.09	Grade Au	22.71	Grade AuEq	#¡DIV/0!
	Line	Block	Width	Lenght	Au g/t	Cu %	AuEQ	# Channel		11.65	220.55	6.67	133.90	2.25	51.09	0.00	0.00
180	North																
170		351 MC6	0.45	5.00	19.51	2.34	22.71	3.00	1					2.25	51.09		
160		321	0.50	10.00	8.25	0.97	9.58	7.00									
150		267	0.45	10.00	4.25	0.73	5.25	7.00									
140		211	0.45	10.00	3.03	0.40	3.58	7.00									
130		157	0.46	10.00	4.24	0.18	4.48	7.00									
120		103	0.64	10.00	7.91	0.75	8.93	8.00									
110		43 MC5	0.67	10.00	18.80	0.94	20.09	6.00	1			6.67	133.90				
100		405	0.69	10.00	6.17	0.54	6.91	7.00									
90		459	0.50	10.00	3.73	0.71	4.69	7.00									
80		513	0.45	10.00	7.66	1.11	9.17	7.00									
70		561 MC4	0.61	10.00	15.63	0.87	16.82	6.00	1	6.08	102.30						
60		615 MC4	0.56	10.00	19.50	1.26	21.22	7.00	1	5.57	118.25						
50																	
40																	
30																	
20																	
10																	
0	NS																
-10	South																
-20																	
-30																	
-40																	
-50																	
-60																	
-70																	
-80																	
-90																	
-100																	
-110																	
-120																	

ATTACHMENT B

PIMENTON TECHNICAL REPORT

Check of Assay Data Base and Correlation of Sample Tags with Assay Certificates

By: John Selters Date: July 11, 2002
With: M. Thomson

The following steps were taken to spot-check the assay data records and back-up files.

1.- Lucho / Leyton Block
On section 110N - Level 3430

Chose Assay Nº	Sample Tag
2882	"Leyton 3430; A: 0.60
2883	"Leyton 3430; B: 0.50
	Dated 12/11/96

Go to Acme Assay Certificate
Project 137, File # C96-9292. P.2
Received 13/11/96

Sample #	Au ** gm/t	Cu T %	Data Base Valves Wd	Au	Cu T
2882	3.8	0.447	0.6	3.8	0.447
2883	66.6	7.27	0.5	66.6	7.27

From Section 120N - Leyton Vein

		Data Base				Acme Cert. A96-9282	
Sample		**Cm**	**Au**	**Cu**		**Au**	**Cu**
2884	A	60	2.23			2.23	.266
2885	B	40	132.30			132.30	16,690
2886	A	50	1.10			1.10	.129
2887	B	50	137.00	14.2		137.00	14.20

From Michelle Vein 3430

		Data Base				Acme Cert. A96-9526	
Sample		**Cm**	**Au**	**Cu**	**Tag**	**Au**	**Cu**
3398		15	77.5	0.419	A: 0.15	77.5	0.419
3399		80	0.46	0.024	B: 0.80	0.46	0.024

From Lucho Vein 40S -3430

		Data Base				Acme Cert. A96-9282	
Sample		**Cm**	**Au**	**Cu**	**Tag**	**Au**	**Cu**
2184	A	40	0.51	0.003		0.51	0.003
2185	B	20	85.40	0.009		85.40	0.009
2186	C	90	4.67	0.008		4.67	0.008
					Repeat 2186	4.40	0.008
2202	A	50	1.41	0.012		1.41	0.012
2203	B	60	10.10	0.02	"B: 0.60"	10.10	0.02
2204	C	70	0.33	0.02	"C: 0.70"	0.33	0.019
2205	A	70	0.88	0.033	"A: 0.70"	0.88	0.033
2206	B	60	11.10	0.018	"B: 0.60"	11.10	0.018
2207	C	60	0.63	0.013	"C: 0.60"		
					Repeat 2206	12.10	0.019

ACME LABS INTERNAL CHECK SAMPLES

Certificate 96-9215 - Nov. 9th - 1996

Sample	First Assay		Repeat		Difference	
	Au	Cu T %	Au	Cu T %	Au	%
2181	0.16	0.076	0.16	0.071	0.00	0
2186	4.67	0.008	4.40	0.008	-0.27	-5.78
2191	1.02	0.005	0.95	0.004	-0.07	-6.8
2196	0.57	0.004	0.76	0.004	+0.19	
2201	1.53	0.003	1.60	0.005	+0.07	
2206	11.10	0.018	12.10	0.018	+1.00	+9.0

Certificate 96-9292 - Nov. 25, 1996

Sample	First Assay		Repeat		Difference	
	Au	Cu T %	Au	Cu T %	Au	%
2854	40.30	1.56	38.80	1.58	-1.50	-3.9
2859	3.90	0.143	4.00	0.144	+0.10	+2.5
2864	1.93	0.017	1.87	0.020	-0.05	-2.5
2869	19.67	0.216	20.20	0.218	+0.53	+2.6
2874	0.43	0.067	0.40	0.073	-0.03	-6.9
2879	110.20	15,010	112.70	14.68	+2.50	+2.26
2884	2.23	0.266	2.13	0.265	-0.10	-4.48
2889	60.20	12.30	66.00	12.23	+5.80	+9.6
2894	1.18	0.83	1.23	0.81	+0.05	+4.2

Certificate 96-9526 - Dec. 09, 1996

Sample	First Assay		Repeat		Difference	
	Au	Cu T %	Au	Cu T %	Au	%
3356	0.15	0.01	0.11	0.011		
3361	6.90	0.243	7.37	0.252	+0.47	+6.8
3366	55.60	0.436	58.30	0.436	+2.7	+4.8
3371	0.69	0.008	0.78	0.008		
3395	0.16	0.015	0.14	0.017		
3400	58.90	4.24	61.30	4.27	+2.4	+4.1

From these results we can conclude:

* Gold assay for higher values (above 5 gm/t)
  Tends to go up on the Re: Assay
  Variance is up to + 9.6%

*
  Which would indicate the probability of high variance due to the "nugget effect".
  Special core must be taken to minimize segregation of heavy particles in the sample preparation procedure.

* The assay procedure are fundamentally sound and the grades are reliable within the range of +/- 10%

PIMENTON PROJECT

Attachment C

to Technical Report

Gold Equivalent Calculation

Updated September 2002

		Price		Mill Recovery	Smelter Payable	Refine Cost
GOLD, OZS		$310.00	USD/oz	92.00%	96.00%	$10.50
GOLD, Gr	31.1035	$9.97	USD/gm			$0.34
COPPER		$0.68	USD/lb	94.00%	95.47%	$0.0948

Net Value of

1 gram gold = ((price) * (Mill Recovery %) * (Smelter Payable %))- (Refining Cost)
= $8.47

1 % Copper = ((price/lb)*(22.05 lb/%-t)*(Mill Rec)*(Smelter Payable))-Refine Cost)
= $11.58

1% Cu= 1.37 grams of gold

RESERVE CUTOFF DETERMINATION		C-1	C-2	C-3	C-4	C-T
	Costs USD/t ore	Hole Increment	Stope increment	Block Criteria Mine Design		Total
Exploration & Devel	8.12				8.12	8.12
Mine Stoping	13.90	4.17	13.90	13.90	13.90	13.90
Stope Prep	7.82	0.00	3.13	7.82	7.82	7.82
Mine General	12.73	3.82	3.82	12.73	12.73	12.73
Maintenance	9.83	1.97	1.97	9.83	9.83	9.83
Milling & Assay Lab	11.78	6.00	9.00	11.78	11.78	11.78
Power & Comp Air	10.82	8.656	10.82	10.82	10.82	10.82
Admin at Site	9.06			9.06	9.06	9.06
Haul to Smelter	1.18	1.18	1.18	1.18	1.18	1.18
Royalty	8.51	1.00	1.92	3.52	4.17	8.51
G& A, Sales	13.40				13.40	13.40
Smelting	5.93	5.93	5.93	5.93	5.93	5.93
Financing Cost	0.00				0.00	0.00
Depreciation	25.93					25.93
Note: Refining already deducted						
Total	$139.02	$32.72	$51.66	$86.57	$108.75	$139.02
Net Recovered Value of one gram Gold		$8.47	$8.47	$8.47	$8.47	$8.47
Cutoff (s) Grams Gold/Equivalent		3.87	6.10	10.23	12.85	16.42

As reserves build up, this number declines

Hole Increment Cutoff	C-1	**3.87**	Blast segment as ore instead of waste Must only pay direct costs of handling out of stope and through mill, concentrate haulage & smelting No additional overheads or development cost
Use for addition of mineral segment within a channel or hole, where the primary segment meets the general cutoff criteria Basic Cutoff for inclusion of segment in reserve.			
Stope Increment Cutoff	C-2	**6.10**	Add section to block, where in the costs of development are covered.
1) Use for addition of a section to an established stope block. 2) Must not reduce block grade below the mine-design cutoff.			
Stope Design Cutoff	C-3	**10.23**	Excludes sunk cost & offsite overheads This is the grade required to include a stope within a set of stopes which meet the total cutoff criteria. This criteria allows for the recovery of additional value from the reserve while extraction is proceeding in adjacent blocks
1) Use to determine the addition of a stope block adjacent to and concurrent with mining of stopes which meet the Total Design Cutoff.			
Mine Design Cutoff		**12.85**	Includes all operating costs Excludes sunk costs, depreciation, & taxes Use for starting new stoping area
Total Design Cutoff	C-T	**16.42**	Use for initial stope selection before payback Includes all costs and depreciation recovery allowance.(New Money) Excludes sunk cost and income taxes

COMPANIA MINERA PIMENTON

Attachment D
to Technical Report

Reconciliation of Smelter Settlement Data with Mill Balance

	ENAMI SMELTER SETTLEMENTS				Pimenton Mill Balance	
	Total Sales	Prior to May May 1, 1996	May96 to Feb97 *Payable*		May96 to Feb97 Mill Shipment	Difference
Tonnes of Concentrate	643.478	241	**402.91**	**<==>**	**394.45**	-2.10%
Total Grams AU	105,662	27,493	**78,169**	**<==>**	**76,342**	-2.34%
Average Grams Au/tonne	164.20	114.29	**194.01**	**<==>**	**193.54**	-0.24%
Value of Payable Metals USD	$1,348,586	$328,208	**$1,020,379**			

Note that the Smelter Settlement includes a 0.5% deduction for tonnage losses
and
For Gold: a 1-gram deduct from gold values.

Smelting and Refining Costs are taken against the Copper Content.

MINERA PIMENTON **Attachment E**

CONCENTRATE SETTLEMENTS

Pimenton Invoice Number	ENAMI LOTE #	Date Lot Closed	Dry Wt. Kilograms	Grades Copper TOTAL%	Grades PLATA gpt	Grades ORO gpt	Gold Grams	Value / Tonne US$ Copper TOTAL	Value / Tonne US$ Silver	Value / Tonne US$ Gold	Net Value of Metal US$	Net Value of Metal PESOS	Discounts US$	Payable Gold, Ozs
														3,397.1
			643,478			**164.2**	**105,662**				1,348,586.27	498,815,033.00		**3,397**
000001	40453	26/04/1996	7,070	28.3700	291.1790	200.2610	1,416	598.67	41.63	2,257.44	20,470.69	8,327,067	331.14	45.5
	40454	26/04/1996	7,494	28.5200	290.8780	211.0210	1,581	601.95	41.58	2,385.56	22,697.00	9,232,686	362.68	50.8
	40520	30/04/1996	8,565	3.3300	101.1070	282.3960	2,419	50.96	11.33	3,235.44	28,245.06	11,489,526	395.43	77.8
000002	50034	02/05/1996	22,999	3.2500	85.4260	270.7910	6,228	49.89	8.63	3,069.28	71,936.27	29,262,236	1,007.11	200.2
	50052	03/05/1996	8,682	26.5000	271.7690	186.2580	1,617	565.42	37.64	2,071.49	23,220.44	9,445,611	325.08	52.0
	50087	06/05/1996	9,049	25.2000	260.1990	153.0620	1,385	536.60	35.84	1,679.67	20,379.34	8,289,908	285.31	44.5
000003	50100	07/05/1996	5,473	24.7000	235.0010	192.5080	1,054	525.51	31.92	2,145.27	14,791.88	5,962,311	207.09	33.9
	50102	07/05/1996	6,050	25.9800	245.4160	145.6660	881	553.89	33.54	1,592.37	13,187.79	5,315,734	184.63	28.3
	50125	08/05/1996	21,260	3.1000	60.0690	130.0770	2,765	46.56	4.68	1,408.36	31,031.10	12,508,016	434.43	88.9
000004	50175	16/05/1996	127,327	9.6000	99.9980	48.4070	6,164	190.69	10.90	444.37	82,248.15	33,373,009	1,151.47	198.2
000005	50336	20/05/1996	16,597	3.1000	60.0000	119.5000	1,983							
	50370	22/05/1996	8,323	21.9000	220.1310	159.0950	1,324							
	50425	28/05/1996	19,389	25.3800	300.4410	176.7730	3,427	400.90	29.56	1,783.97	127,956.41	52,133,280	511.83	300.8
	50532	31/05/1996	13,474	27.9500	300.6290	194.5310	2,621							
000006	60043	04/06/1996	6,337	27.4000	155.4750	204.8110	1,298	599.64	19.37	2,284.74	18,401.06	7,497,144	73.60	41.7
000007	60251	13/06/1996	14,414	1.6300	25.1100	44.7022	644	14.31		399.41	5,963.36	2,443,546	32.3	20.7
	60255	13/06/1996	5,187	25.8000	265.4890	243.9320	1,265	563.26	36.36	2,745.40	17,350.77	7,109,652	69.40	40.7
000008	70067	04/07/1996	6,974	24.3500	225.5140	181.7420	1,267	431.84	28.94	1,975.93	16,998.62	6,979,959	112.33	40.8
000009	70231	15/07/1996	5,701	25.3500	265.3660	170.3540	971	450.34	34.83	1,844.18	13,279.62	5,464,298	53.12	31.2
000010	70250	17/07/1996	8,748	1.8000	25.2470	53.2020	465	14.80		488.76	4,405.14	1,804,874	26.07	15.0
	70293	19/07/1996	7,916	25.1500	306.6750	179.3390	1,420	426.74	40.63	2,023.42	40,019.52	16,396,798	160.08	96.0
	70323	22/07/1996	8,151	23.0300	302.4450	192.1660	1,566							
000011	70405	Jul-96	10,937	18.8500	231.5926	164.0310	1,794	330.12	29.84	1,771.02	23,306.53	9,538,897	93.23	57.7
000012	70461	Jul-96	9,061	22.1500	275.2468	168.8658	1,530	391.15	36.30	1,826.96	20,427.21	8,387,821	81.71	49.2
000013	80258	06/08/1996	5,611	24.2300	330.4110	218.5902	1,227	387.73	43.56	2,390.18	15,831.27	6,502,061	63.33	39.4
000014	80397	26/08/1996	10,371	26.5500	246.6761	165.7404	1,719	426.46	31.42	1,781.65	23,226.17	9,578,008	92.90	55.3
000015	90039	Sep-96	7,742	26.3500	275.0000	219.1000	1,696	333.63	36.04	2,537.33	22,505.99	9,269,092	90.02	54.5
000016	90343	25/09/1996	8,112	23.1800	311.5066	304.3282	2,469	375.10	41.41	3,413.66	31,070.34	12,797,873	124.28	79.4
000017	100095	04/10/1996	8,740	26.9500	215.2123	298.5236	2,609	326.41	26.71	3,422.65	33,122.59	13,677,642	132.49	83.9
000018	100212	14/10/1996	8,711	26.4000	125.0000	235.2000	2,049	317.46	13.70	2,694.19	26,475.77	10,938,994	105.90	65.9
	100125	07/10/1996	7,073	24.7300	258.6914	331.7887	2,347	386.03	32.98	3,690.13	29,063.95	12,008,352	116.26	75.4
000019	100316	21/10/1996	8,313	20.6300	170.0000	227.0000	1,887	223.60	20.19	2,599.86	23,755.64	9,852,177	95.02	60.7
000020	100385	25/10/1996	6,893	18.7500	170.0000	254.8000	1,756	193.02	20.19	2,919.66	21,691.37	9,049,640	86.77	56.5
000021	100471	31/10/1996	6,815	21.9000	175.0000	276.2000	1,882	244.26	20.91	3,115.85	23,477.81	9,874,767	93.91	60.5
000022	110140	11/11/1996	6,457	24.0000	220.0000	253.3000	1,636	282.96	26.75	2,886.29	20,726.97	8,668,641	82.91	52.6
000023	110366	25/11/1996	8,688	12.4000	110.0000	122.7000	1,066	157.14	15.77	1,620.72	33,600.22	14,102,012	134.40	85.3
	110440	29/11/1996	9,900	19.8300	170.0000	160.2000	1,586							
000024	120019	02/12/1996	10,192	20.6800	175.0000	206.9000	2,109							
	120172	06/12/1996	8,628	25.8500	210.0000	168.5000	1,454	336.59	23.35	2,346.62	78,232.42		312.93	192.2
	120245	09/12/1996	9,936	24.6000	215.0000	243.2000	2,416							
000025	120398	16/12/1996	10,850	24.9300	155.0000	198.2000	2,150	362.18	17.24	2,236.37	28,533.22	12,079,253	114.13	69.1
000026	120535	23/12/1996	9,607	19.2500	145.0000	161.8000	1,554	254.15	15.86	1,823.57	20,247.52	8,558,222	80.99	50.0

MINERA PIMENTON **Attachment E**

CONCENTRATE SETTLEMENTS

Pimenton Invoice Number	ENAMI LOTE #	Date Lot Closed	Dry Wt. Kilograms	Grades Copper TOTAL%	Grades PLATA gpt	Grades ORO gpt	Gold Grams	Value / Tonne US$ Copper TOTAL	Value / Tonne US$ Silver	Value / Tonne US$ Gold	Net Value of Metal US$	Net Value of Metal PESOS	Discounts US$	Payable Gold, Ozs
														3,397.1
			643,478			**164.2**	**105,662**				1,348,586.27	498,815,033.00		**3,397**
000027	120536	26-Dic-96	10,042	19.7000	145.0000	162.4000	1,631	262.71	15.86	1,830.37	21,318.57	9,064,016	85.27	52.4
000028	120663	30-Dic-96	12,512	21.0500	145.0000	279.5000	3,497	288.38	15.86	3,158.36	43,499.22	10,465,419	174	112.4
000029	10361	20-Ene-97	10,239	18.1000	135.0000	140.8000	1,442	231.96	14.45	1,551.65	18,410.34	7,777,816	73.64	46.4
000030	10467	24-Ene-97	8,565	20.9300	130.0000	167.0000	1,430	286.46	13.76	1,841.62	18,344.86	7,718,783	73.38	46.0
000031	20031	3-Feb-97	9,317	21.0468	141.2310	199.6670	1,860	319.96	15.14	2,117.79	22,853.58	9,615,872	91.41	59.8
000033	20029	3-Feb-97	7,879	19.6500	141.3000	181.8400	1,433	326.19	14.08	2,129.19	40,141.07		160.56	104.9
	20105	6-Feb-97	8,376	22.9500	120.0500	218.5380	1,830							
000034	20301	7-Feb-97	11,811	21.2000	91.1210	252.9640	2,988	323.14	8.32	2,684.80	35,625.05	14,688,208	142.50	96.1
000035	20403	1-Feb-97	9,365	16.4500	100.0000	208.5000	1,953	224.61	9.53	2,211.76	22,905.85	9,444,082	91.62	62.8
000036	20447	1-Feb-97	7,624	1.6000	56.6500	133.1600	1,015	12.45	3.63	1,290.80	9,963.65	4,109,707	39.85	32.6
000037	30042	4-Mar-97	8,785	16.3500	106.1700	202.0450	1,775	218.42	11.07	2,090.11	20,377.69	8,437,383	81.51	57.1
000038	30284	1-Mar-97	10,640	17.1000	100.0000	153.8000	1,636	233.79	10.17	1,589.54	19,508.44	8,078,640	78.03	52.6
000039	30392	24-Mar-97	10,506	16.3500	114.2280	235.2810	2,472	314.53	12.24	2,315.60	27,760.74	11,496,000	111.04	79.5

Notes: Smelting and Refining Charges are taken against the copper price. Note: Discounts Cover Gold Price is n

MINERA PIMENTON

Pimenton Invoice Number	ENAMI LOTE #	Date Lot Closed	Total Value %fm Au	Net Price AU US$/ oz	Payable Copper lbs 239,421.2	Total Value % fm Cu	Net Precio Cu US$/lb	Copper Tonnes 108.6
			AU	0	0			
000001	40453	26/04/1996	77.90%	$350.33	4,413	20.66%	$0.96	
	40454	26/04/1996	78.76%	$351.57	4,702	19.87%	$0.96	
	40520	30/04/1996	98.11%	$356.36	627	1.55%	$0.70	
000002	50034	02/05/1996	98.13%	$352.54	1,644	1.60%	$0.70	
	50052	03/05/1996	77.45%	$345.92	5,062	21.14%	$0.97	
	50087	06/05/1996	74.58%	$341.32	5,017	23.83%	$0.97	
000003	50100	07/05/1996	79.38%	$346.61	2,974	19.44%	$0.97	
	50102	07/05/1996	73.05%	$340.01	3,458	25.41%	$0.97	
	50125	08/05/1996	96.49%	$336.76	1,450	3.19%	$0.68	
000004	50175	16/05/1996	68.79%	$285.53	26,891	29.52%	$0.90	
000005	50336	20/05/1996						
	50370	22/05/1996						
	50425	28/05/1996	80.56%	$342.69	24,253	18.10%	$0.96	
	50532	31/05/1996						
000006	60043	04/06/1996	78.68%	$346.97	3,820	20.65%	$0.99	
000007	60251	13/06/1996	96.54%	$277.91	517	3.46%	$0.40	
	60255	13/06/1996	82.07%	$350.07	2,944	16.84%	$0.99	
000008	70067	04/07/1996	81.09%	$338.26	3,736	17.72%	$0.81	
000009	70231	15/07/1996	79.17%	$336.71	3,179	19.33%	$0.81	
000010	70250	17/07/1996	97.06%	$285.74	346	2.94%	$0.37	
	70293	19/07/1996	81.24%	$338.64	8,510	17.13%	$0.81	
	70323	22/07/1996						
000011	70405	Jul-96	83.11%	$335.82	4,536	15.49%	$0.80	
000012	70461	Jul-96	81.04%	$336.51	4,415	17.35%	$0.80	
000013	80258	06/08/1996	84.71%	$340.10	2,991	13.74%	$0.73	
000014	80397	26/08/1996	79.55%	$334.35	6,058	19.04%	$0.73	
000015	90039	Sep-96	87.28%	$360.20	4,488	11.48%	$0.58	
000016	90343	25/09/1996	89.13%	$348.89	4,137	9.79%	$0.74	
000017	100095	04/10/1996	90.65%	$357.93	5,182	8.64%	$0.55	
000018	100212	14/10/1996	89.05%	$357.94	5,059	10.49%	$0.55	
	100125	07/10/1996	89.80%	$345.93	3,848	9.39%	$0.71	
000019	100316	21/10/1996	91.43%	$357.99	3,773	7.86%	$0.50	
000020	100385	25/10/1996	93.19%	$358.00	2,843	6.16%	$0.47	
000021	100471	31/10/1996	92.16%	$357.52	3,283	7.22%	$0.52	
000022	110140	11/11/1996	90.31%	$355.97	3,409	8.85%	$0.54	
000023	110366	25/11/1996	90.36%	$356.08	6,689	8.76%	$0.44	
	110440	29/11/1996						
000024	120019	02/12/1996						
	120172	06/12/1996	86.70%	$352.85	14,921	12.44%	$0.65	
	120245	09/12/1996						
000025	120398	16/12/1996	85.50%	$352.83	5,951	13.85%	$0.66	
000026	120535	23/12/1996	87.10%	$352.90	4,069	12.14%	$0.60	

MINERA PIMENTON

Pimenton Invoice Number	ENAMI LOTE #	Date Lot Closed	Total Value %fm Au	Net Price AU US$/ oz	Payable Copper lbs 239,421.2	Total Value % fm Cu	Net Precio Cu US$/lb	Copper Tonnes 108.6
			AU	0	0			
000027	120536	26-Dic-96	86.79%	$352.89	4,352	12.46%	$0.61	
000028	120663	30-Dic-96	91.21%	$352.89	5,794	8.33%	$0.63	
000029	10361	20-Ene-97	86.30%	$342.77	4,077	12.90%	$0.58	
000030	10467	24-Ene-97	85.98%	$343.00	3,944	13.37%	$0.62	
000031	20031	3-Feb-97	86.34%	$329.90	4,314	13.04%	$0.69	
000033	20029	3-Feb-97	86.22%	$329.89	7,635	13.21%	$0.69	
	20105	6-Feb-97						
000034	20301	7-Feb-97	89.01%	$330.11	5,509	10.71%	$0.69	
000035	20403	1-Feb-97	90.43%	$329.94	3,389	9.18%	$0.62	
000036	20447	1-Feb-97	98.77%	$301.50	268	0.95%	$0.35	
000037	30042	4-Mar-97	90.11%	$321.76	3,160	9.42%	$0.61	
000038	30284	1-Mar-97	86.69%	$321.46	4,003	12.75%	$0.62	
000039	30392	24-Mar-97	87.63%	$306.12	3,779	11.90%	$0.87	

Notes: Smelting and Refiner Net of Gold Refining Charge

Copper Price is net of Concentrate Smelting and Copper Refining
Estimated at US $ 110 per tonne plus 0.10 US$ / lb Copper

% Cu in Conc	Smelting	Cu Refining	Total USD/lb
28.00%	$0.18	$0.10	$0.28
24.00%	$0.21	$0.10	$0.31
20.00%	$0.25	$0.10	$0.35

MINERA PIMENTON

Summary of Mill Metallurgical Balance

Attachment F
to Technical Report

CONCENTRATES from PLANT BALANCE					CONCENTRATES RECEIVED by ENAMI				
Date to	Ton. Conc.	Au gpt	Ton. x Au	Acumulado	Invoice	Ton. Conc.	Au gpt	Ton. x Au	Acumulated
	394.45	193.54	76,342						
					01-Abr	23.129	693	16,028	16,028
					02-May	40.73	610	24,845	40,874
					03-May	32.78	468	15,341	56,215
					04-May	127.32	48	6,111	62,326
					05-May	57.7	161	9,290	71,616
						281.7	254	71,615.8	
31-May	51.45	213.71	10,995	10,995					
					06-Jun	6.33	204	1,291	1,291
					07-Jun	19.601	288	5,645	6,936
13-Jun	31.08	207	6,434	17,429					
					08-Jul	6.974	181.7	1,267	8,204
					09-Jul	5.701	170	969	9,173
					10-Jul	24.815	239	5,931	15,104
					11-Jul	10.9	164	1,788	16,891
					12-Jul	9.06	168	1,522	18,413
30-Jul	31.66	210.94	6,678	24,107	13-Ago	5.611	218	1,223	19,636
					14-Ago	10.37	165	1,711	21,347
30-Ago	31.41	243.8	7,658	31,765					
					15-Sep	7.742	219	1,695	23,043
					16-Sep	8.112	304	2,466	25,509
25-Sep	20.96	315.91	6,621	38,387					
					17-Oct	8.74	298	2,605	28,114
					18-Oct	7.073	331	2,341	30,455
					18-Oct	8.711	235	2,047	32,502
					19-Oct	8.311	227	1,887	34,388
					20-Oct	6.893	254	1,751	36,139
25-Oct	37.07	215	7,970	46,357		39.73	267.6	10,630.19	
					21-Nov	6.815	276	1,881	38,020
					22-Nov	6.457	253	1,634	39,654

Summary of Concentrate Shipments
from
Pimenton Mill Metallurgy Balance

24-Nov	32.44	153	4,963	51,320		13.272	264.81	3,515	
22-Dic	65.07	165	10,737	62,056	23-Dic	18.58	142.6	2,650	42,303
					24-Dic	28.756	207	5,952	48,256
					25-Dic	10.85	198	2,148	50,404
					26-Dic	9.607	161.8	1,554	51,958
						67.793	182	12,304.713	
					26-Dic-96	10,042	162.4	1,631	53,589
					30-Dic-96	12,512	279.5	3,497	57,086
					20-Ene-97	10,239	140.8	1,442	58,528
24/Jan97	54.69	135.42	7,406	69,463	24-Ene-97	8,565	167.0	1,430	59,958
					3-Feb-97	9,317	199.7	1,860	61,819
25-Feb-97	34.23	176.83	6,053	75,515	3-Feb-97	7,879	181.8	1,433	63,251
					6-Feb-97	8,376	218.5	1,830	65,082
01-Mar-97	4.39	188.38	827	76,342	7-Feb-97	11,811	253.0	2,988	68,070
					1-Feb-97	9,365	208.5	1,953	70,022
					1-Feb-97	7,624	133.2	1,015	71,037
					4-Mar-97	8,785	202.0	1,775	72,812
					1-Mar-97	10,640	153.8	1,636	74,449
					24-Mar-97	10,506	235.3	2,472	76,921

PIMENTON MILLING PERFORMANCE-- 1996-97

Month	Tonnes Processed	Head Grades Assay Au g/T	Ag g/T	Cu %	Calculated Heads Au g/T	Ag g/T	Cu %		Tailings Sample Assay Au g/T	Ag g/T	Cu %	Concentrate Tonnes & Sample Assay Tonnes	Au g/T	Ag g/T	Cu %	Recovery to Concentrate (Calc Head) Au	Ag	Cu	
May																			
96 June	1009	12.08	18.18	1.45%	11.71	18.43	1.44%		1.42	4.79	0.17%	49.3	212	284	26.09%	88.47%	75.28%	88.74%	
96 July	975.52	7.86	12.05	0.74%	7.93	12.21	0.74%		1.16	3.38	0.08%	31.93	208	273	20.27%	85.85%	73.21%	89.55%	
96 Aug	741.1	10.15	13.3	1.05%	10.10	13.85	1.06%		1.18	3.99	0.08%	27.05	245.65	274.02	26.88%	88.75%	72.23%	92.72%	Lotes 45,46
96 Sept	940.5	9.58	8.44	0.65%	8.14	8.59	0.65%		1.12	2.95	0.10%	20.96	315.9	256	24.69%	86.54%	66.42%	84.91%	Lotes 47,48
96 Oct	1103.73	9.47	7.82	0.89%	8.34	7.39	0.89%	1066.7	1.14	2.32	0.11%	37.07	215.45	153.29	23.38%	86.79%	69.66%	88.08%	
96 Nov	1689.85	5.65	5.58	0.53%	4.14	4.80	0.52%	1654	0.93	2.08	0.08%	35.82	152.47	130.45	20.93%	78.02%	57.59%	85.00%	L's. 54-56
96 Dec	2613.28	5.88	6.65	0.66%	4.96	5.38	0.66%	2548.2	0.86	1.83	0.08%	65.07	165.41	144.34	23.42%	83.08%	66.82%	88.20%	L's. 57-63
97 Jan	2483.45	6.99	8.43	0.57%	4.05	6.42	0.57%	2428.8	1.09	3.78	0.09%	54.69	135.42	123.56	21.83%	73.67%	42.40%	84.52%	L's 64-66
97 Feb	2460.22	6.15	5.2	0.33%	3.40	3.99	0.32%	2426	0.95	2.57	0.08%	34.23	176.83	104.37	17.33%	72.42%	36.43%	75.35%	

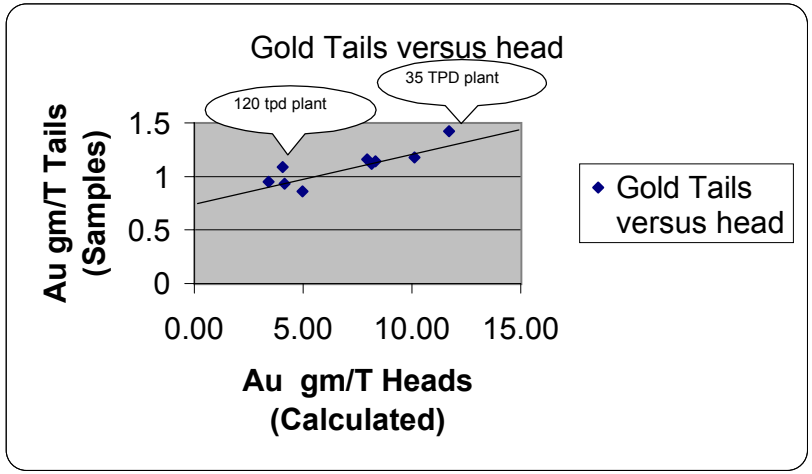

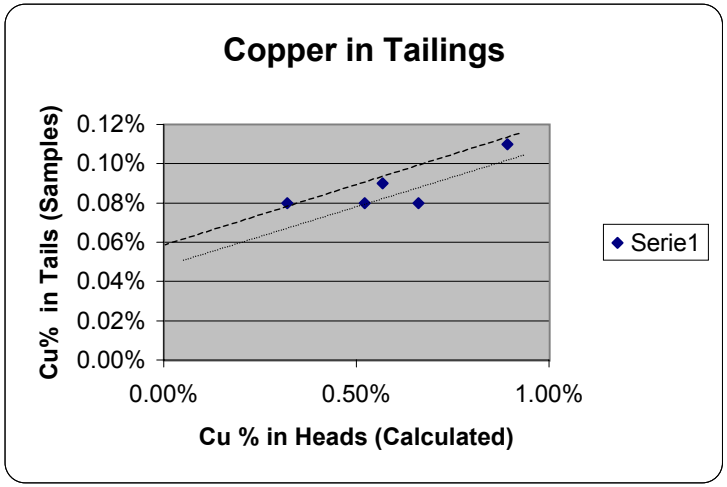

Gold Tailings grade prediction formula

Tailings grade = 0.70 plus 0.045 times Au head grade

Head Grade	Tails
5.00	0.93
10.00	1.15
15.00	1.38
20.00	1.60
24.00	1.78

Copper Tailings grade prediction formula

Tailings grade = 0.055% plus 0.055 times Cu head grade

Head Grade	Tails
0.60%	0.09%
1.00%	0.11%
1.20%	0.12%
1.40%	0.13%
1.60%	0.14%
1.78%	0.15%